

**DAILY REPORT**

7/15/2021

(Data from Wednesday, July 14, 2021)

SINGLE ADULTS	
Drop-in Center Clients Served	427
Drop-in Center Overnight Census	143
Faith Bed Census	23
Outreach Contacts	283
Outreach Placements	7
Safe Haven Utilization	1023
Veterans In Short-term Housing	192
Criminal Justice Short-term Housing	125

FAMILY INTAKE	
Families Requesting Temporary Housing at PATH	129
Adult Families Requesting Temporary Housing at AFIC	15
Families Placed in Overnight Accommodations	0
Families w/children at PATH Overnight (pre 10PM)	0

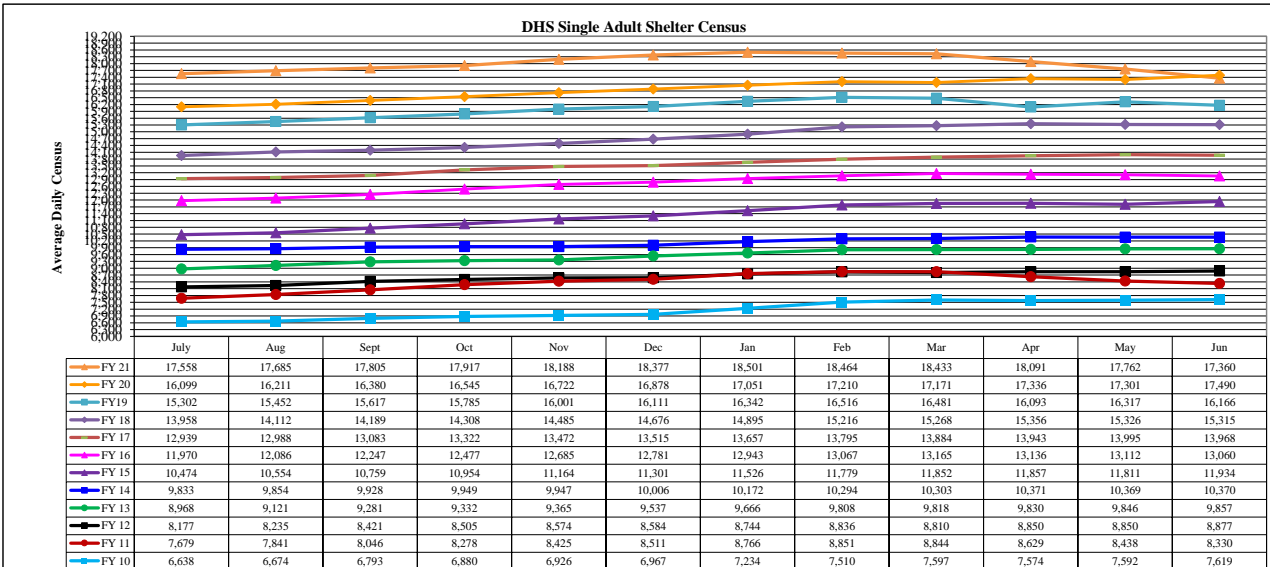
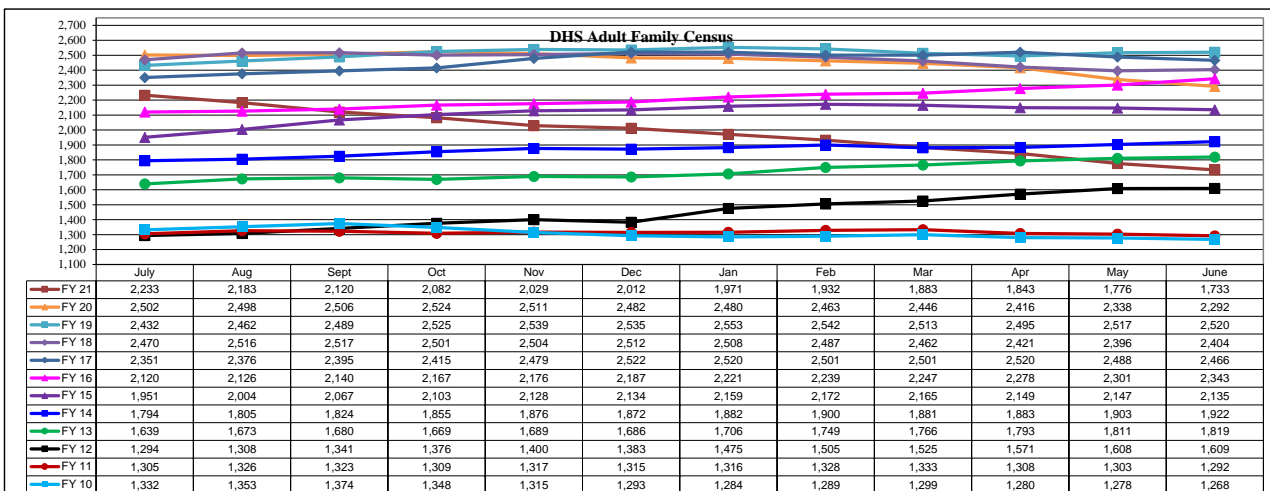
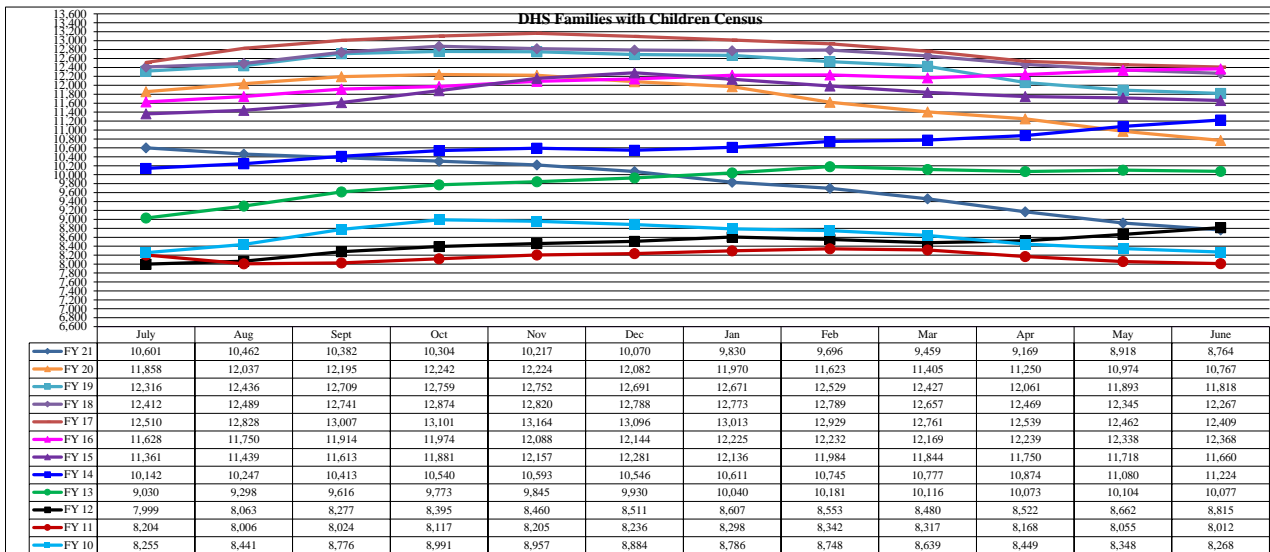
TOTAL SHELTER CENSUS	
Adults	31,034
Children	14,490
<b>Total Individuals</b>	<b>45,524</b>

SINGLE ADULTS	
Men	12,425
Women	4,158
<b>Total Single Adults</b>	<b>16,583</b>

FAMILIES WITH CHILDREN	
<b>Families</b>	8,269
Adults	10,907
Children	14,490
<b>Individuals</b>	<b>25,397</b>

ADULT FAMILIES CENSUS	
<b>Families</b>	1,681
<b>Individuals (Adults)</b>	<b>3,544</b>

x



\*Due to data conversion the average monthly census for December 2011 and January 2012 for Families with Children and Adult Families is based upon data for a partial month.