

DAILY REPORT

2/17/2021

(Data from Tuesday, February 16, 2021)

SINGLE ADULTS		Incomplete (5/6)	FAMILY INTAKE		Code Blue
Drop-in Center Clients Served	428		Incomplete (5/6)	Families Requesting Temporary Housing at PATH	87
Drop-in Center Overnight Census	162	Incomplete (5/6)	Adult Families Requesting Temporary Housing at AFIC	14	
Faith Bed Census	43	Incomplete (5/6)	Families Placed in Overnight Accommodations	0	
Outreach Contacts	320		Families w/children at PATH Overnight (pre 10PM)	0	
Outreach Placements	25				
Safe Haven Utilization	1101				
Veterans In Short-term Housing	228				
Criminal Justice Short-term Housing	106				

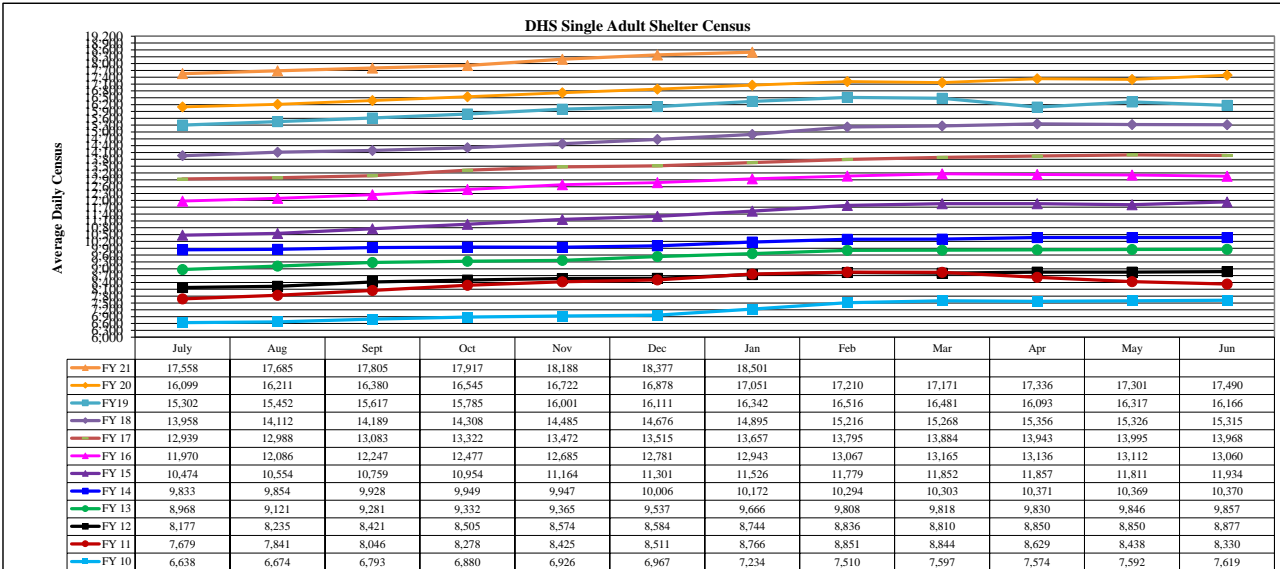
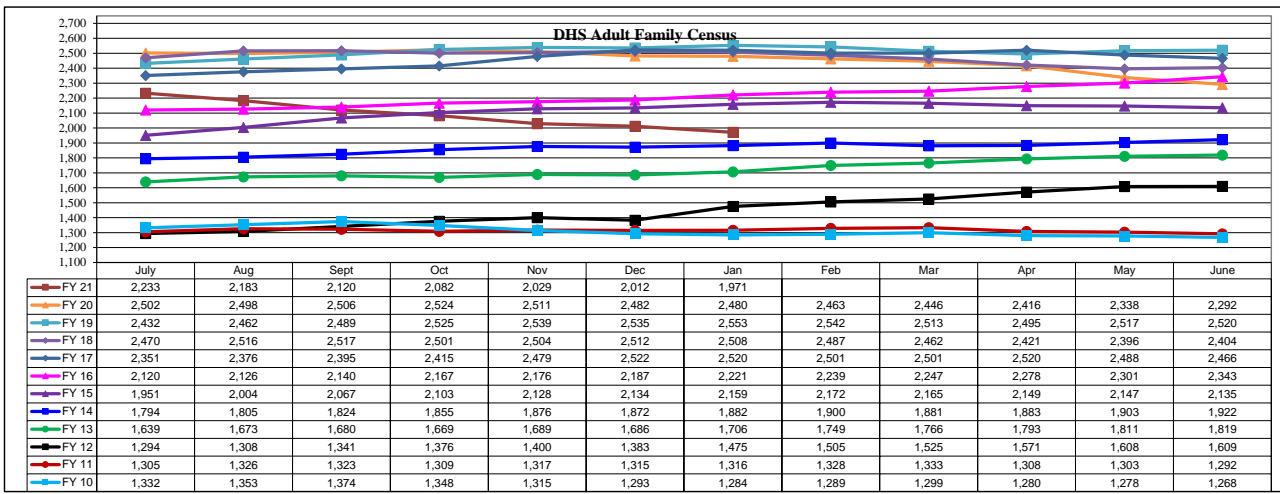
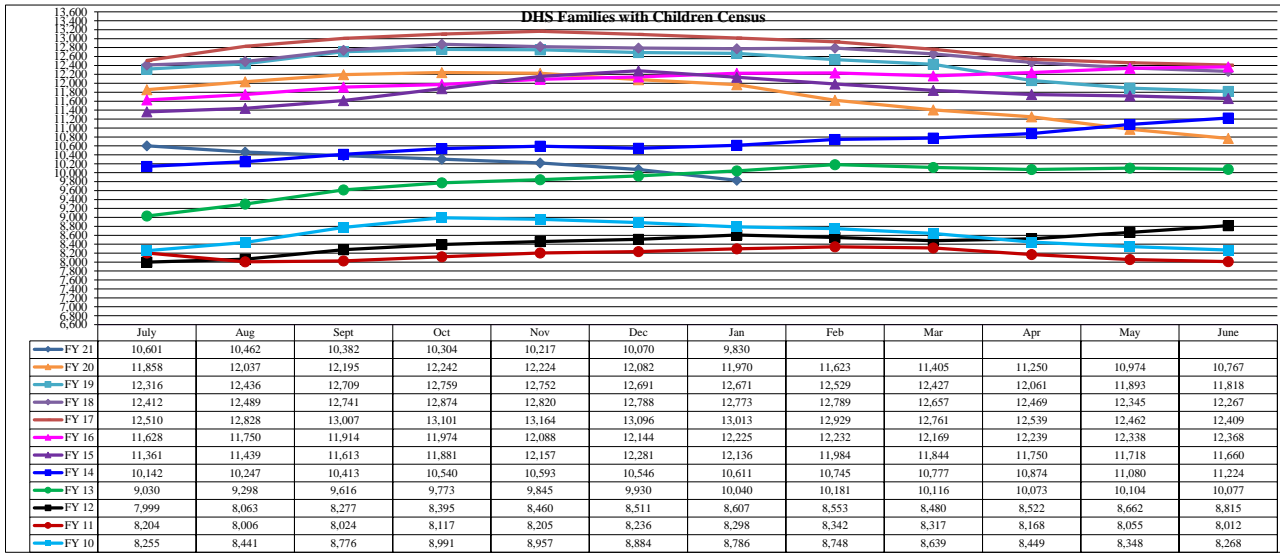
TOTAL SHELTER CENSUS	
Adults	35,346
Children	16,995
Total Individuals	52,341

SINGLE ADULTS	
Men	13,861
Women	4,594
Total Single Adults	18,455

FAMILIES WITH CHILDREN	
Families	9,706
Adults	12,805
Children	16,995
Individuals	29,800

ADULT FAMILIES CENSUS	
Families	1,935
Individuals (Adults)	4,086

x



*Due to data conversion the average monthly census for December 2011 and January 2012 for Families with Children and Adult Families is based upon data for a partial month.