

**DAILY REPORT**

3/3/2023

(Data from Thursday, March 02, 2023)

**Code Blue**

SINGLE ADULTS	
Drop-in Center Clients Served	242
Drop-in Center Overnight Census	115
Faith Bed Census	3
Outreach Contacts	419
Outreach Placements	47
Safe Haven Utilization	1555
Veterans In Short-term Housing	221
Criminal Justice Short-term Housing (Note: This count is also included in the <b>TOTAL SHELTER CENSUS</b> )	143

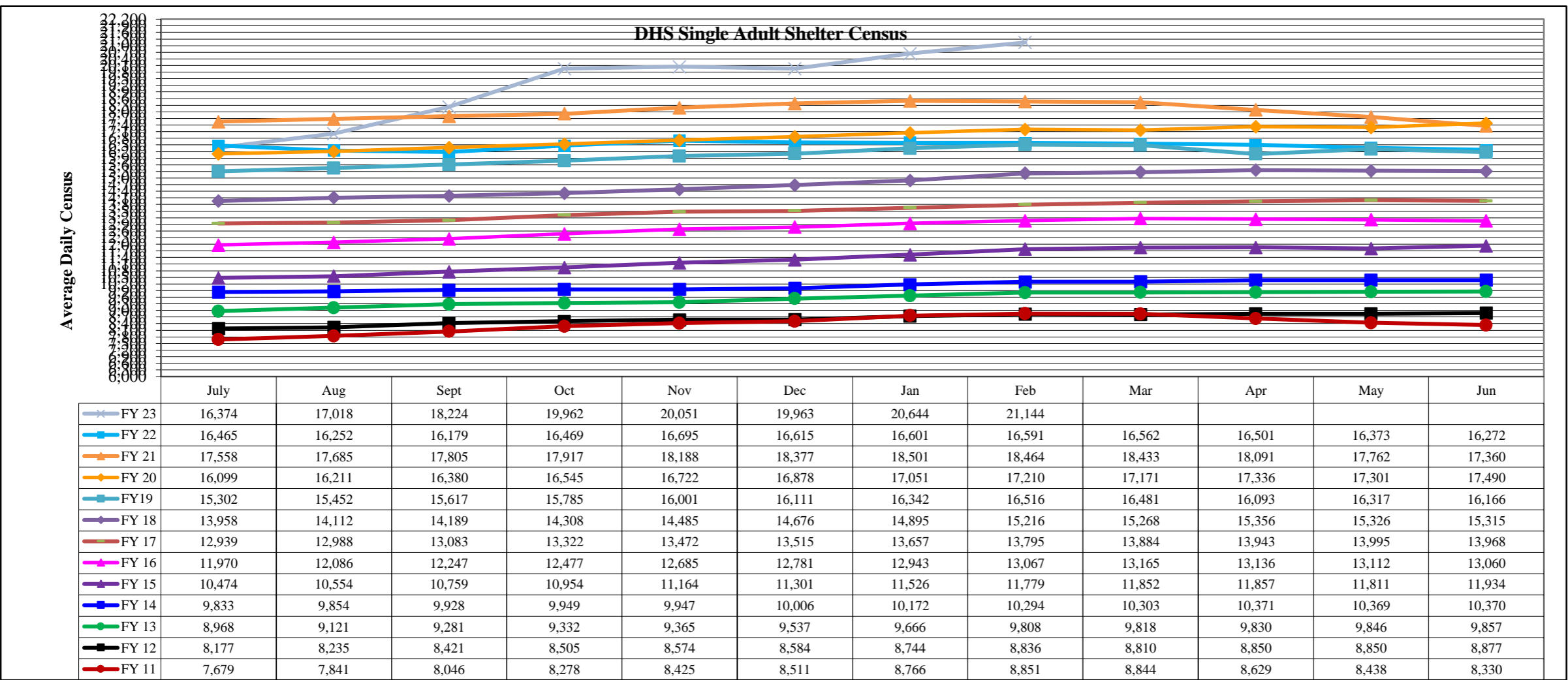
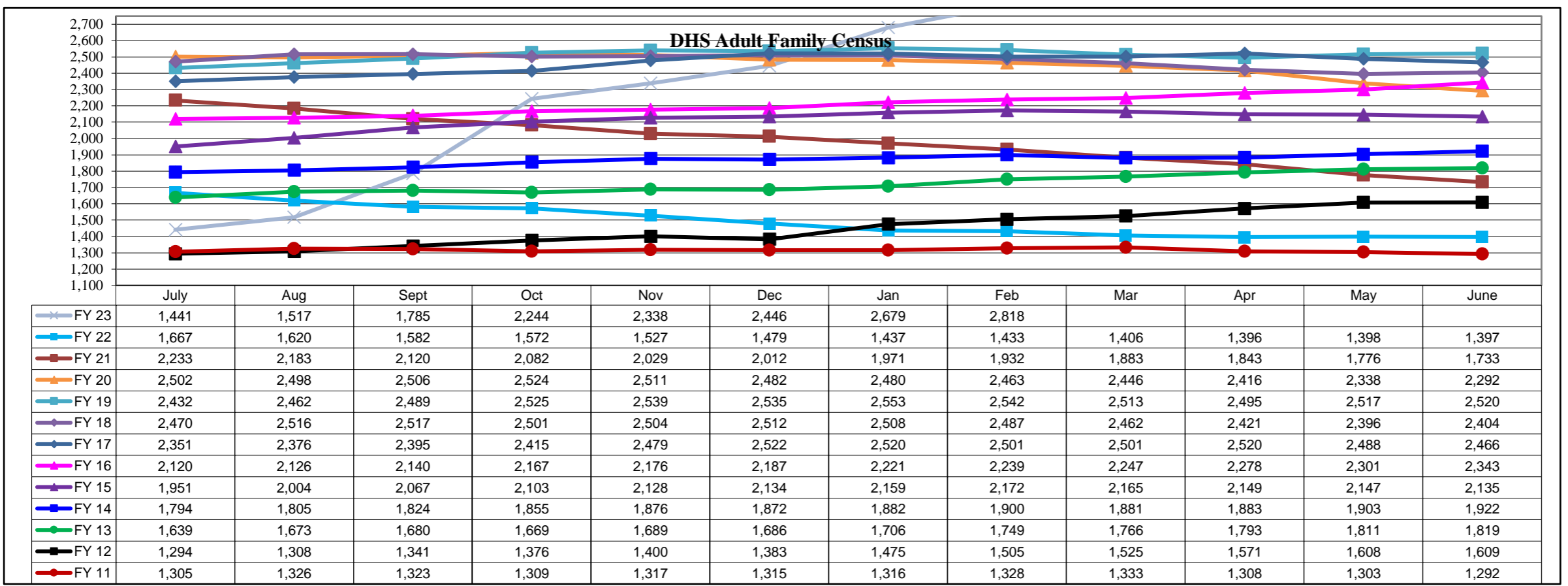
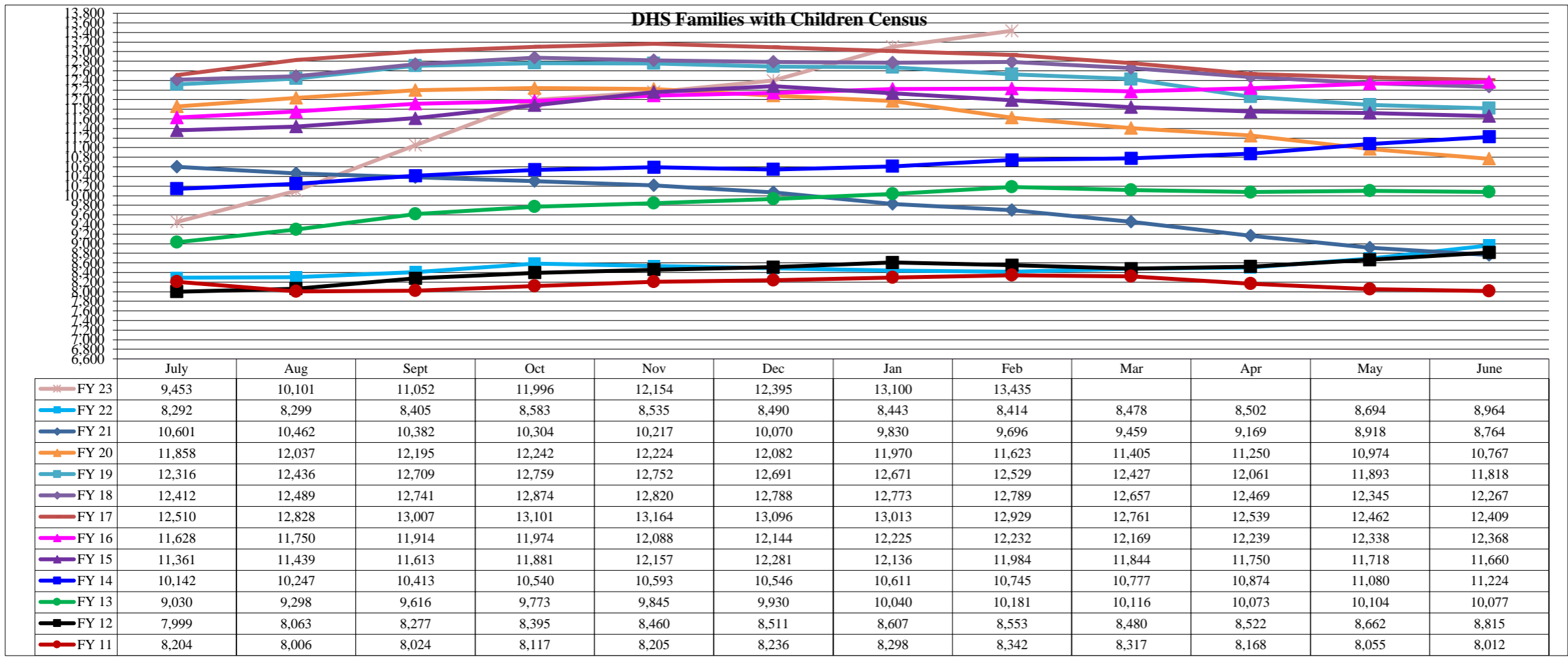
FAMILY INTAKE	
Families with Children Requesting Temporary Housing	181
Adult Families Requesting Temporary Housing	33
Families Placed in Overnight Accommodations	0
Families w/children at PATH Overnight (pre 10PM)	0

TOTAL SHELTER CENSUS	
Adults	47,794
Children	22,940
<b>Total Individuals</b>	<b>70,734</b>

SINGLE ADULTS	
Men	16,716
Women	4,452
<b>Total Single Adults</b>	<b>21,168</b>

FAMILIES WITH CHILDREN	
<b>Families</b>	13,456
Adults	20,696
Children	22,940
<b>Individuals</b>	<b>43,636</b>

ADULT FAMILIES CENSUS	
<b>Families</b>	2,797
<b>Individuals (Adults)</b>	<b>5,930</b>



\*Due to data conversion the average monthly census for December 2011 and January 2012 for Families with Children and Adult Families is based upon data for a partial month.