

**DAILY REPORT**

4/7/2021

(Data from Tuesday, April 06, 2021)

SINGLE ADULTS	
Drop-in Center Clients Served	294
Drop-in Center Overnight Census	81
Faith Bed Census	13
Outreach Contacts	446
Outreach Placements	16
Safe Haven Utilization	1138
Veterans In Short-term Housing	200
Criminal Justice Short-term Housing	92

(4 of 6 sites reported)  
 (4 of 6 sites reported)  
 (4 of 6 sites reported)

FAMILY INTAKE	
Families Requesting Temporary Housing at PATH	124
Adult Families Requesting Temporary Housing at AFIC	15
Families Placed in Overnight Accommodations	0
Families w/children at PATH Overnight (pre 10PM)	0

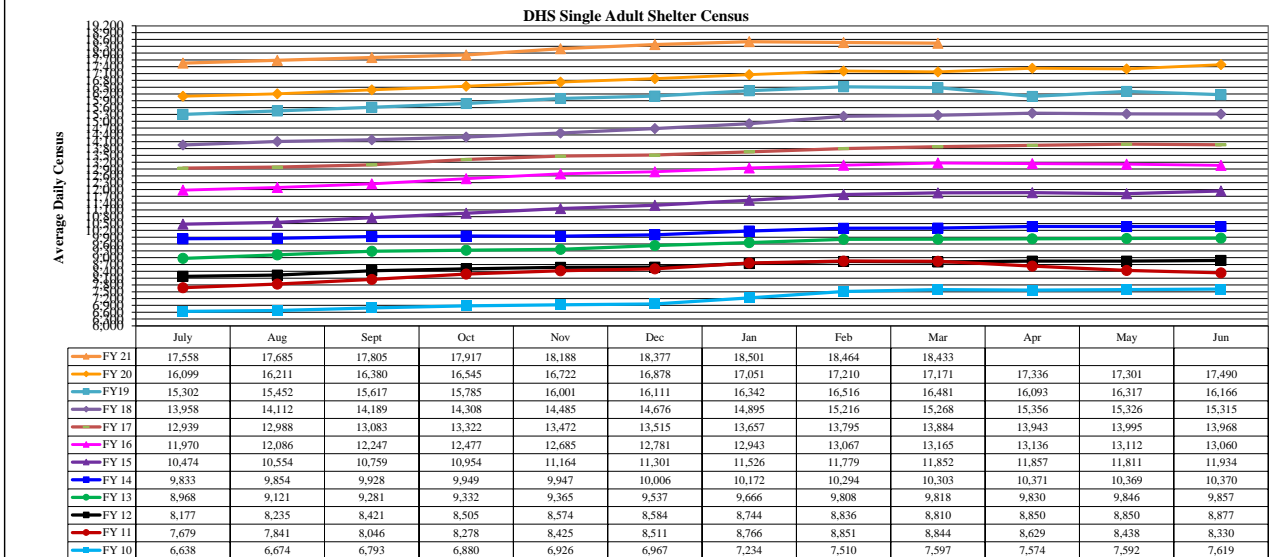
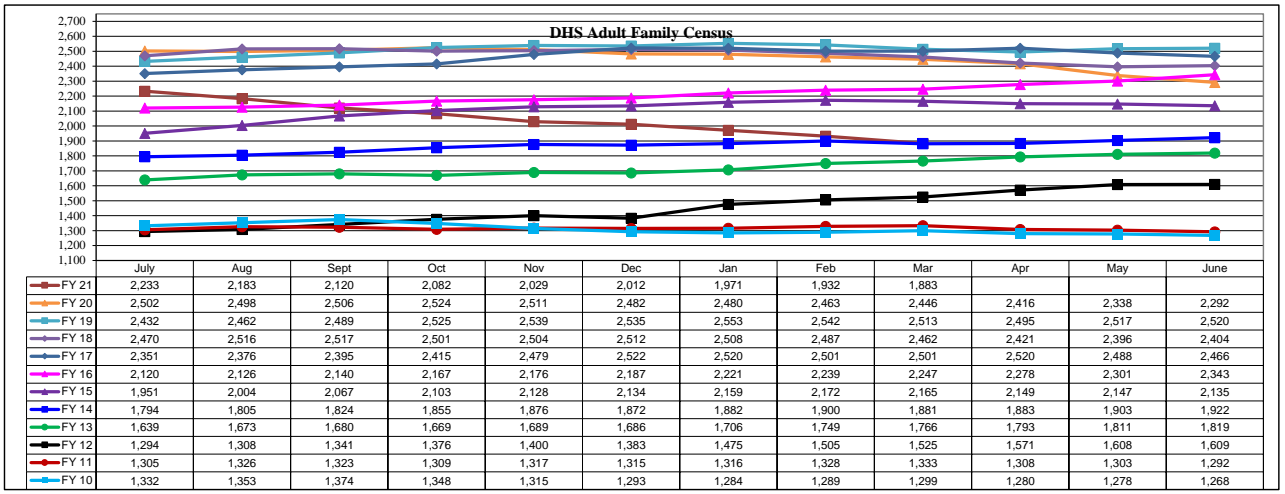
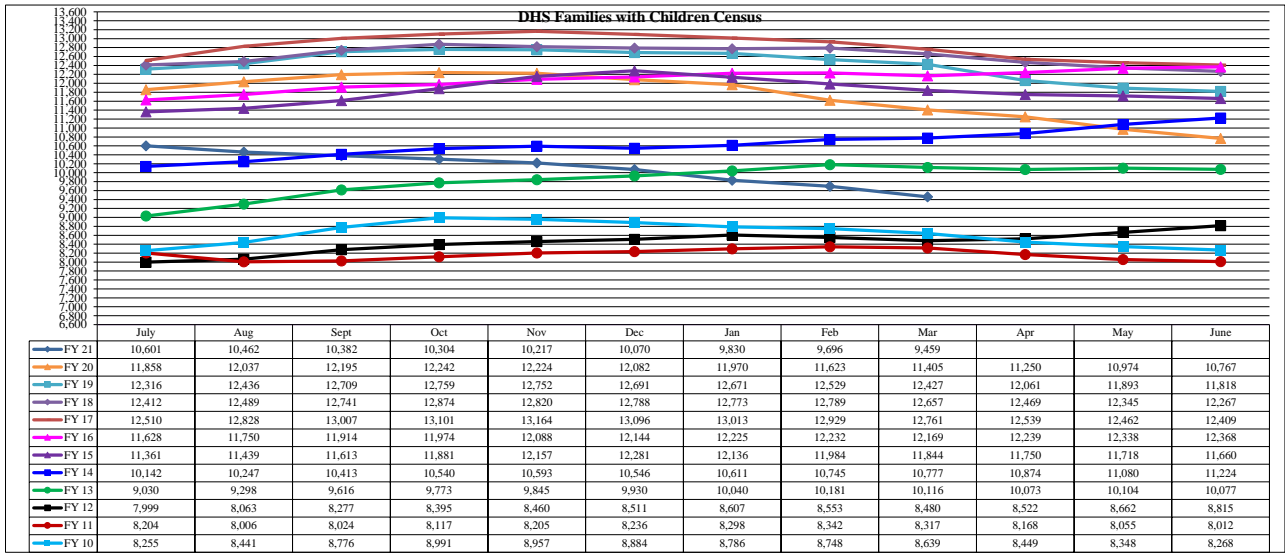
TOTAL SHELTER CENSUS	
Adults	34,225
Children	16,044
<b>Total Individuals</b>	<b>50,269</b>

SINGLE ADULTS	
Men	13,750
Women	4,404
<b>Total Single Adults</b>	<b>18,154</b>

FAMILIES WITH CHILDREN	
<b>Families</b>	9,205
Adults	12,144
Children	16,044
<b>Individuals</b>	<b>28,188</b>

ADULT FAMILIES CENSUS	
<b>Families</b>	1,859
<b>Individuals (Adults)</b>	<b>3,927</b>

x



\*Due to data conversion the average monthly census for December 2011 and January 2012 for Families with Children and Adult Families is based upon data for a partial month.