

DAILY REPORT

7/14/2021

(Data from Tuesday, July 13, 2021)

SINGLE ADULTS	
Drop-in Center Clients Served	416
Drop-in Center Overnight Census	133
Faith Bed Census	25
Outreach Contacts	301
Outreach Placements	11
Safe Haven Utilization	1026
Veterans In Short-term Housing	193
Criminal Justice Short-term Housing	149

FAMILY INTAKE	
Families Requesting Temporary Housing at PATH	120
Adult Families Requesting Temporary Housing at AFIC	19
Families Placed in Overnight Accommodations	0
Families w/children at PATH Overnight (pre 10PM)	0

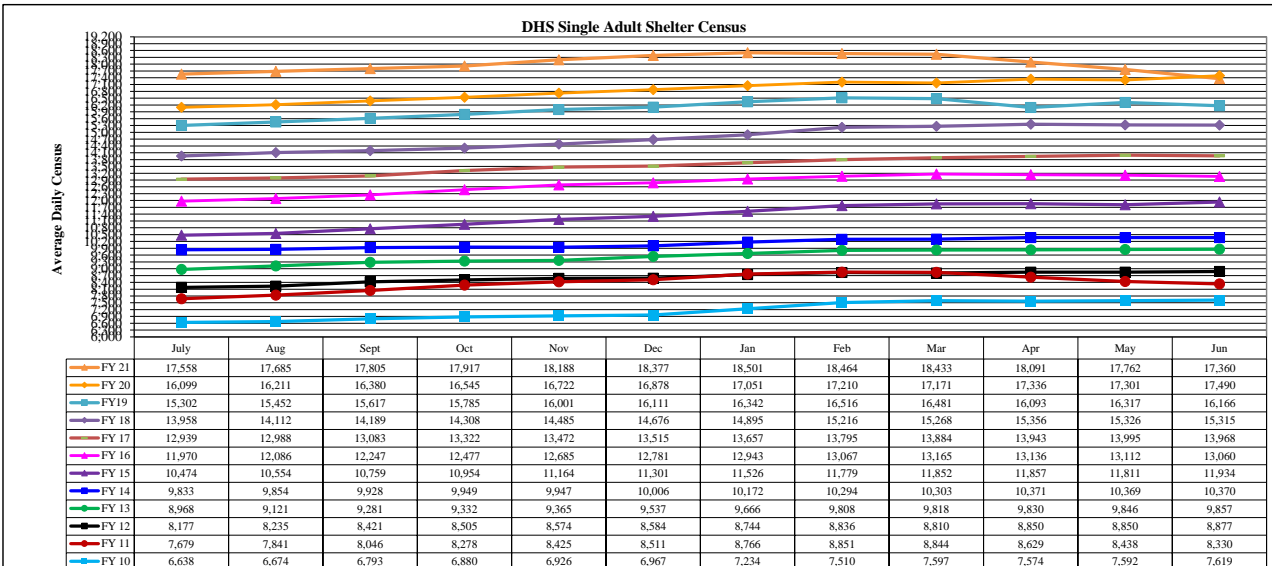
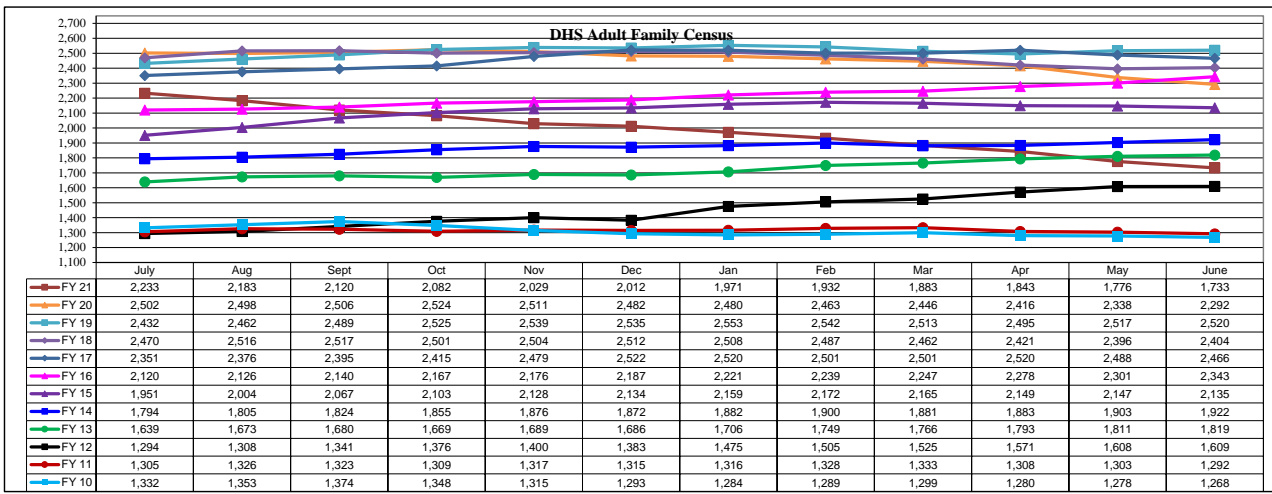
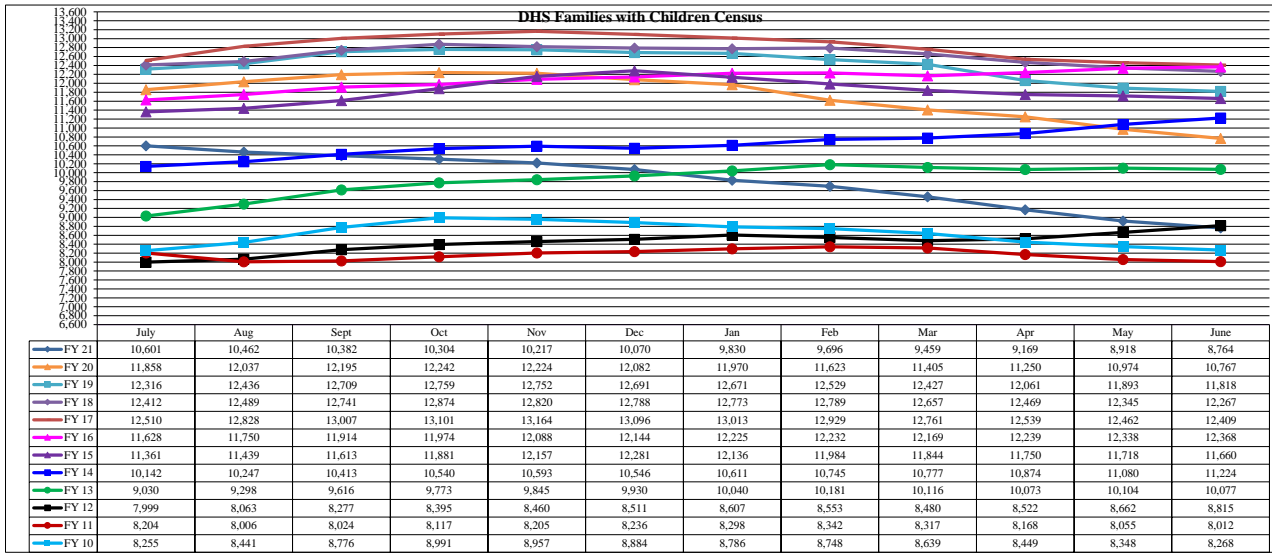
TOTAL SHELTER CENSUS	
Adults	31,058
Children	14,539
Total Individuals	45,597

SINGLE ADULTS	
Men	12,407
Women	4,176
Total Single Adults	16,583

FAMILIES WITH CHILDREN	
Families	8,282
Adults	10,936
Children	14,539
Individuals	25,475

ADULT FAMILIES CENSUS	
Families	1,680
Individuals (Adults)	3,539

x



*Due to data conversion the average monthly census for December 2011 and January 2012 for Families with Children and Adult Families is based upon data for a partial month.