

DAILY REPORT

2/3/2020

(Data from Sunday, February 02, 2020)

Code Blue

SINGLE ADULTS	
Drop-in Center Clients Served	509
Drop-in Center Overnight Census	221
Faith Bed Census	95
Outreach Contacts	297
Outreach Placements	12
Safe Haven Utilization	1062
Veterans In Short-term Housing	254
Criminal Justice Short-term Housing	207

Incomplete (4)

Incomplete (4)

Incomplete (4)

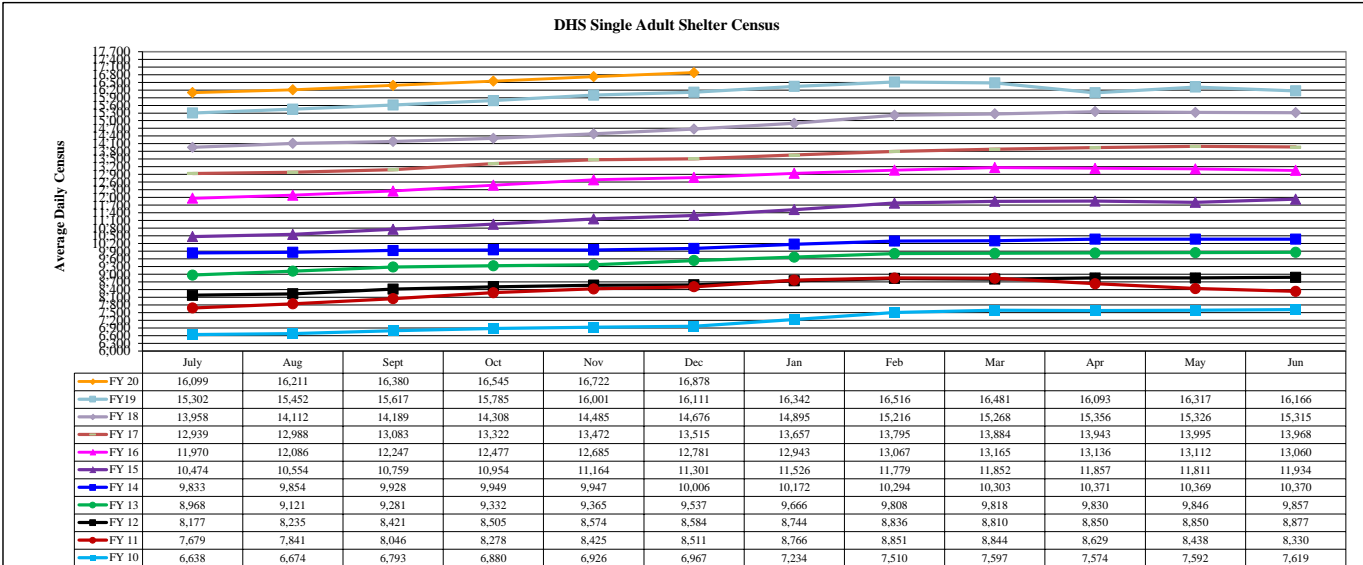
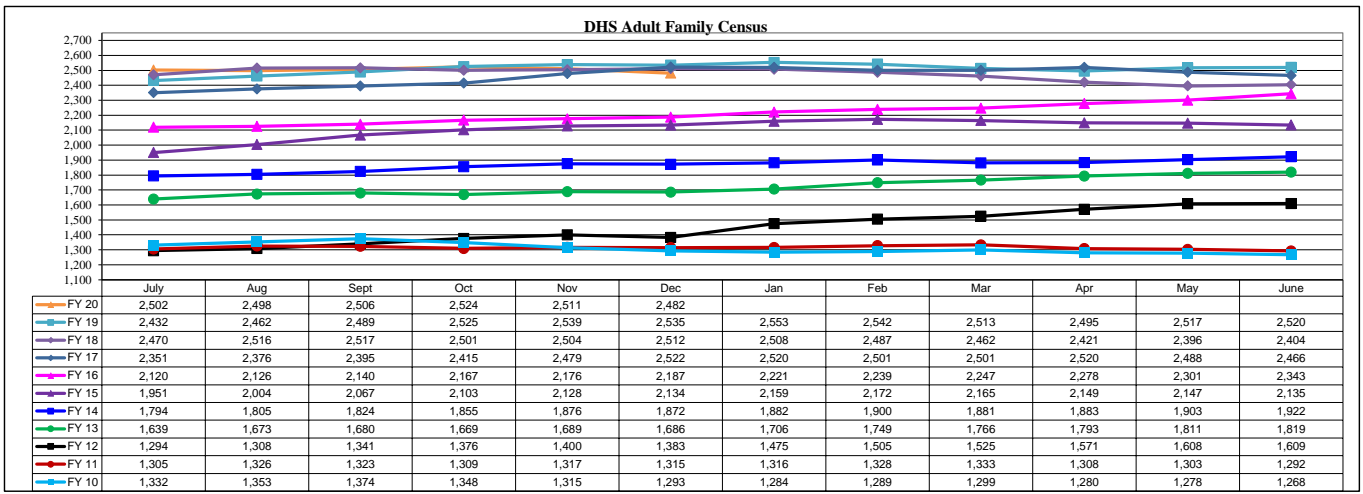
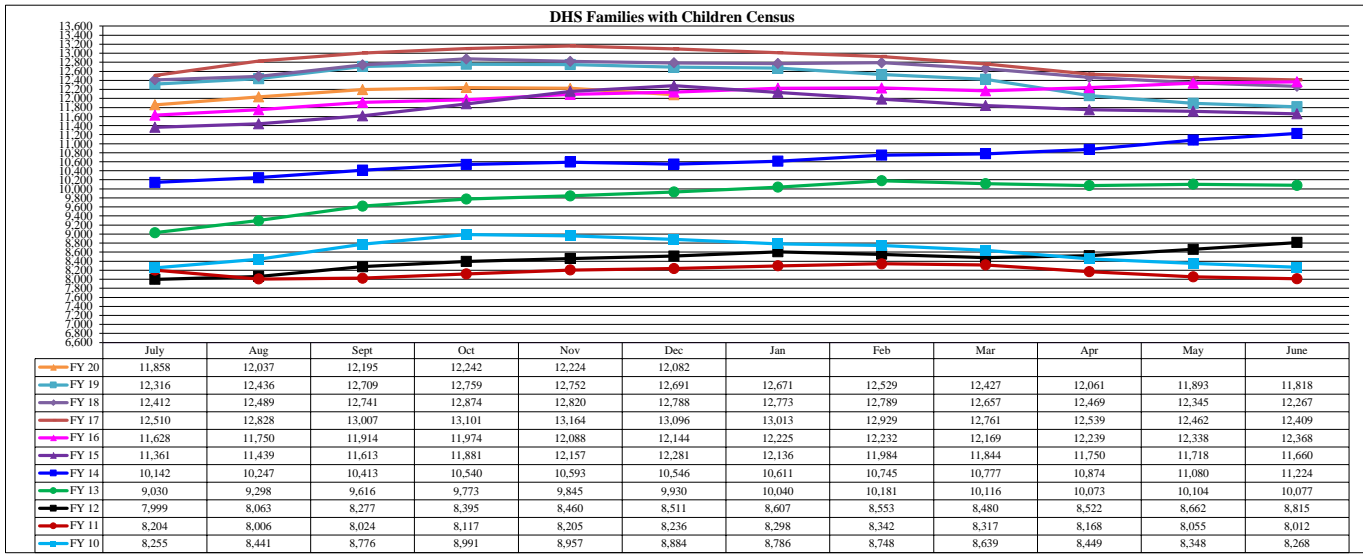
FAMILY INTAKE	
Families Requesting Temporary Housing at PATH	71
Adult Families Requesting Temporary Housing at AFIC	11
Families Placed in Overnight Accommodations	0
Families w/children at PATH Overnight (pre 10PM)	0

TOTAL SHELTER CENSUS	
Adults	38,231
Children	21,252
Total Individuals	59,483

SINGLE ADULT SHELTER CENSUS	
Men	12,454
Women	4,680
Total Single Adults	17,134

FAMILIES WITH CHILDREN CENSUS	
Families	11,881
Adults	15,921
Children	21,252
Individuals	37,173

ADULT FAMILIES CENSUS	
Families	2,458
Individuals (Adults)	5,176



*Due to data conversion the average monthly census for December 2011 and January 2012 for Families with Children and Adult Families is based upon data for a partial month.

DAILY REPORT

2/4/2020

(Data from Monday, February 03, 2020)

SINGLE ADULTS	
Drop-in Center Clients Served	479
Drop-in Center Overnight Census	164
Faith Bed Census	145
Outreach Contacts	378
Outreach Placements	16
Safe Haven Utilization	1064
Veterans In Short-term Housing	242
Criminal Justice Short-term Housing	214

Incomplete (4)
Incomplete (4)
Incomplete (4)

FAMILY INTAKE	
Families Requesting Temporary Housing at PATH	109
Adult Families Requesting Temporary Housing at AFIC	18
Families Placed in Overnight Accommodations	0
Families w/children at PATH Overnight (pre 10PM)	0

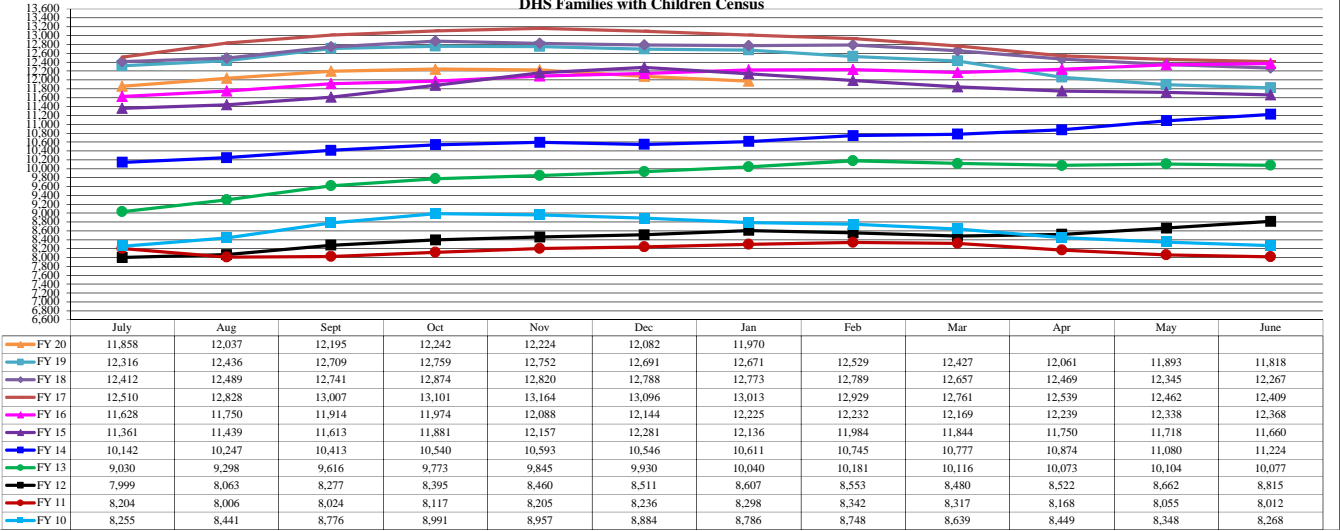
TOTAL SHELTER CENSUS	
Adults	38,222
Children	21,251
Total Individuals	59,473

SINGLE ADULT SHELTER CENSUS	
Men	12,417
Women	4,689
Total Single Adults	17,106

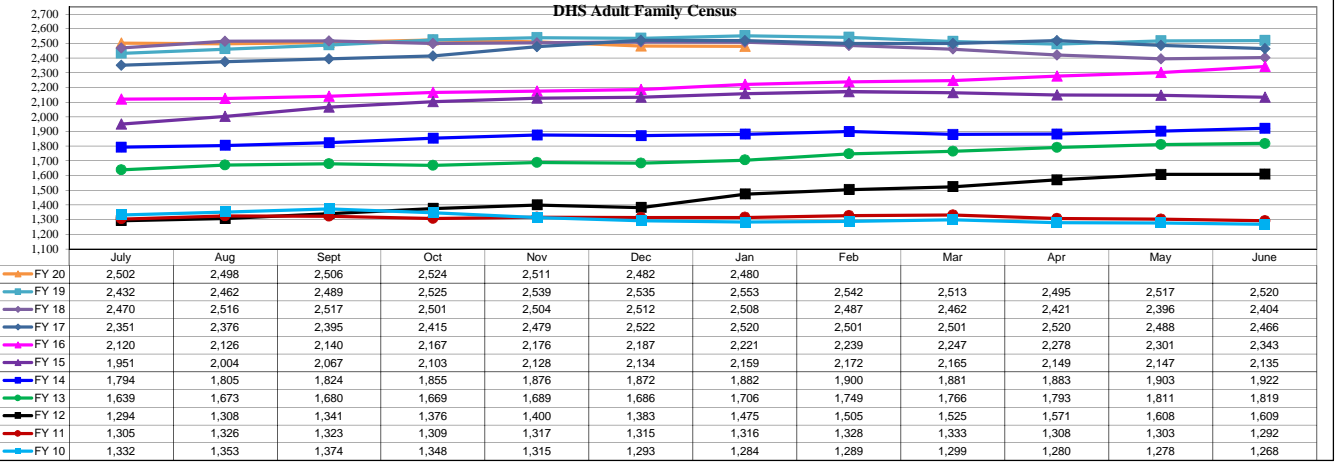
FAMILIES WITH CHILDREN CENSUS	
Families	11,881
Adults	15,914
Children	21,251
Individuals	37,165

ADULT FAMILIES CENSUS	
Families	2,470
Individuals (Adults)	5,202

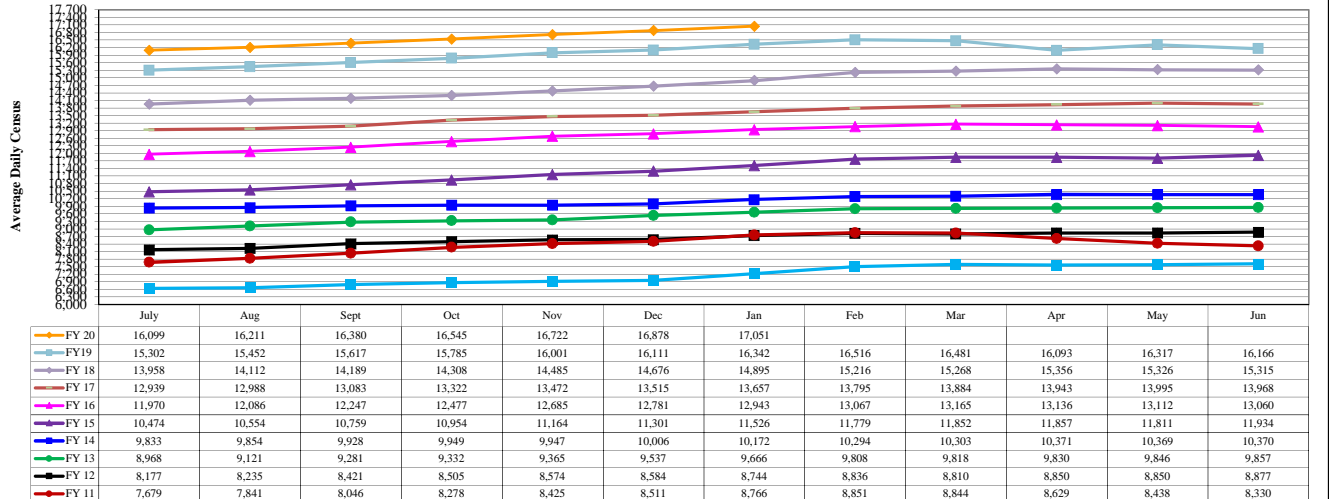
DHS Families with Children Census



DHS Adult Family Census



DHS Single Adult Shelter Census



DAILY REPORT

2/5/2020

(Data from Tuesday, February 04, 2020)

SINGLE ADULTS	
Drop-in Center Clients Served	610
Drop-in Center Overnight Census	229
Faith Bed Census	184
Outreach Contacts	396
Outreach Placements	22
Safe Haven Utilization	1065
Veterans In Short-term Housing	247
Criminal Justice Short-term Housing	218

FAMILY INTAKE	
Families Requesting Temporary Housing at PATH	131
Adult Families Requesting Temporary Housing at AFIC	27
Families Placed in Overnight Accommodations	0
Families w/children at PATH Overnight (pre 10PM)	0

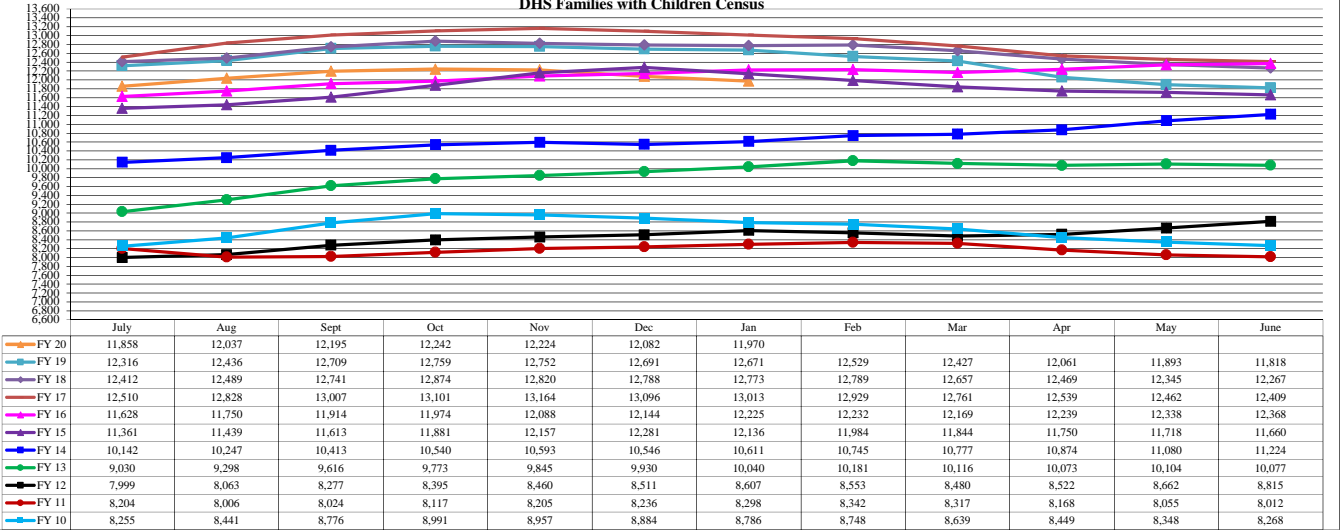
TOTAL SHELTER CENSUS	
Adults	37,932
Children	20,906
Total Individuals	58,838

SINGLE ADULT SHELTER CENSUS	
Men	12,409
Women	4,717
Total Single Adults	17,126

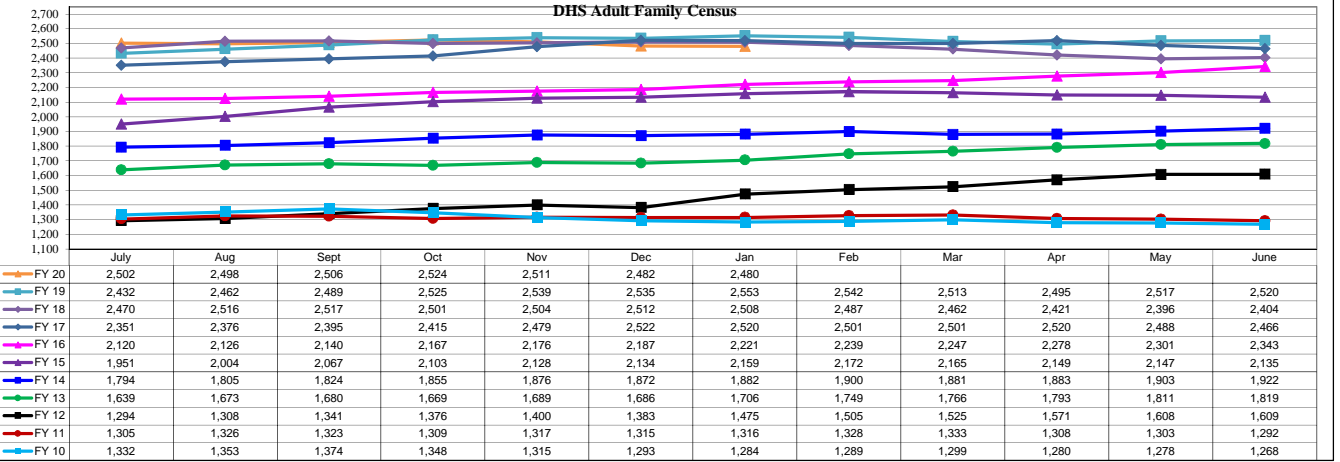
FAMILIES WITH CHILDREN CENSUS	
Families	11,639
Adults	15,635
Children	20,906
Individuals	36,541

ADULT FAMILIES CENSUS	
Families	2,456
Individuals (Adults)	5,171

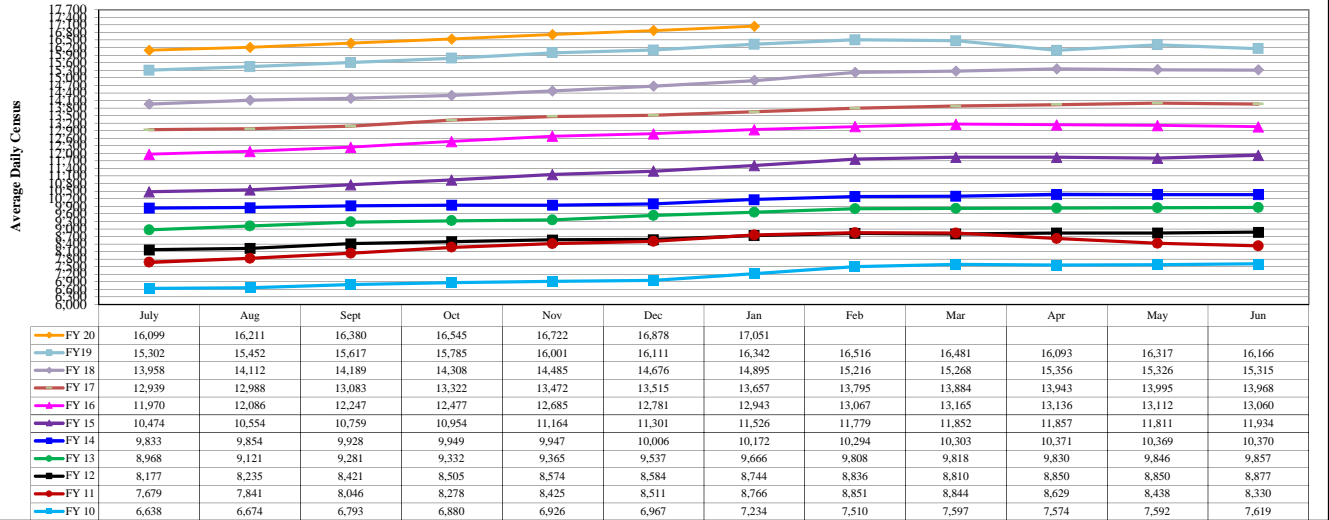
DHS Families with Children Census



DHS Adult Family Census



DHS Single Adult Shelter Census



DAILY REPORT

2/6/2020

(Data from Wednesday, February 05, 2020)

SINGLE ADULTS	
Drop-in Center Clients Served	623
Drop-in Center Overnight Census	237
Faith Bed Census	170
Outreach Contacts	353
Outreach Placements	20
Safe Haven Utilization	1072
Veterans In Short-term Housing	253
Criminal Justice Short-term Housing	218

FAMILY INTAKE	
Families Requesting Temporary Housing at PATH	87
Adult Families Requesting Temporary Housing at AFIC	23
Families Placed in Overnight Accommodations	0
Families w/children at PATH Overnight (pre 10PM)	0

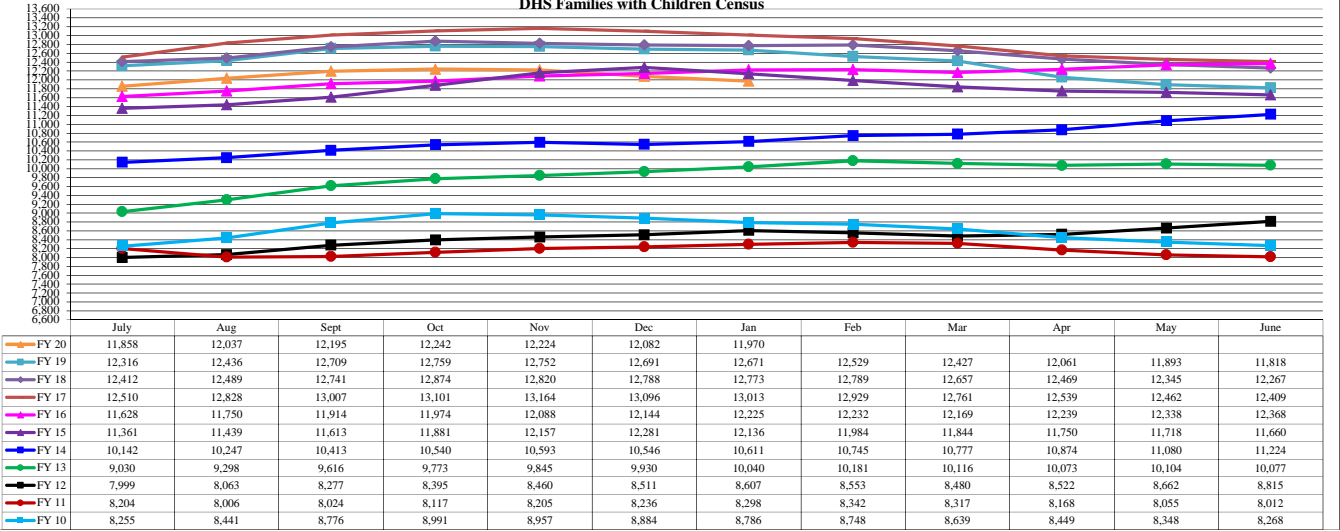
TOTAL SHELTER CENSUS	
Adults	38,032
Children	20,941
Total Individuals	58,973

SINGLE ADULT SHELTER CENSUS	
Men	12,479
Women	4,711
Total Single Adults	17,190

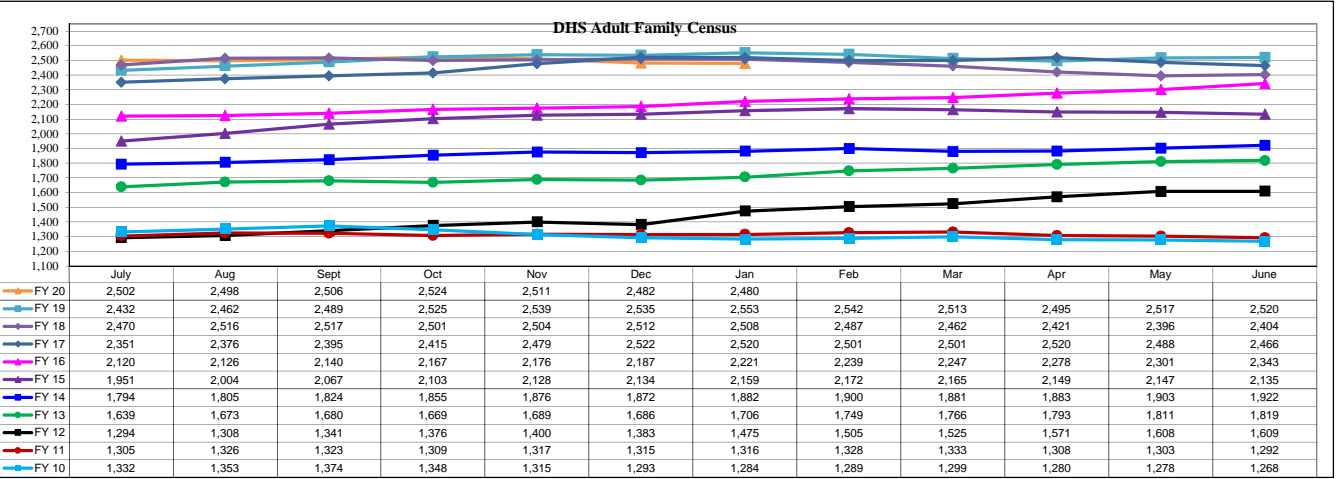
FAMILIES WITH CHILDREN CENSUS	
Families	11,662
Adults	15,665
Children	20,941
Individuals	36,606

ADULT FAMILIES CENSUS	
Families	2,457
Individuals (Adults)	5,177

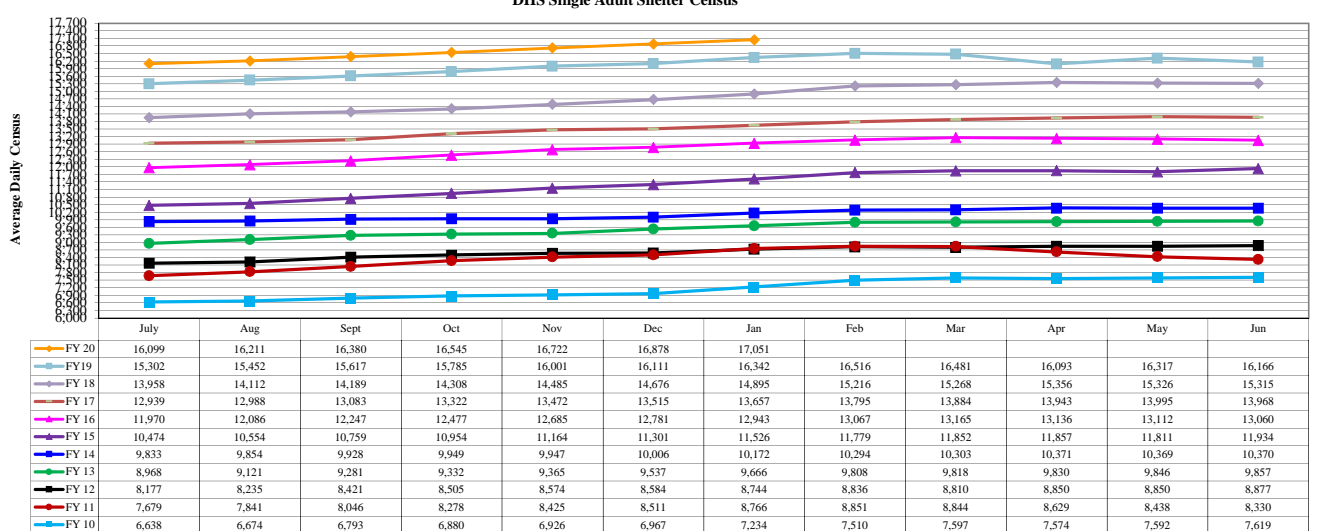
DHS Families with Children Census



DHS Adult Family Census



DHS Single Adult Shelter Census



*Due to data conversion the average monthly census for December 2011 and January 2012 for Families with Children and Adult Families is based upon data for a partial mon

DAILY REPORT

2/7/2020

(Data from Thursday, February 06, 2020)

SINGLE ADULTS	
Drop-in Center Clients Served	469
Drop-in Center Overnight Census	186
Faith Bed Census	127
Outreach Contacts	306
Outreach Placements	20
Safe Haven Utilization	1070
Veterans In Short-term Housing	254
Criminal Justice Short-term Housing	214

Incomplete (4)
 Incomplete (4)
 Incomplete (4)

FAMILY INTAKE	
Families Requesting Temporary Housing at PATH	92
Adult Families Requesting Temporary Housing at AFIC	25
Families Placed in Overnight Accommodations	0
Families w/children at PATH Overnight (pre 10PM)	0

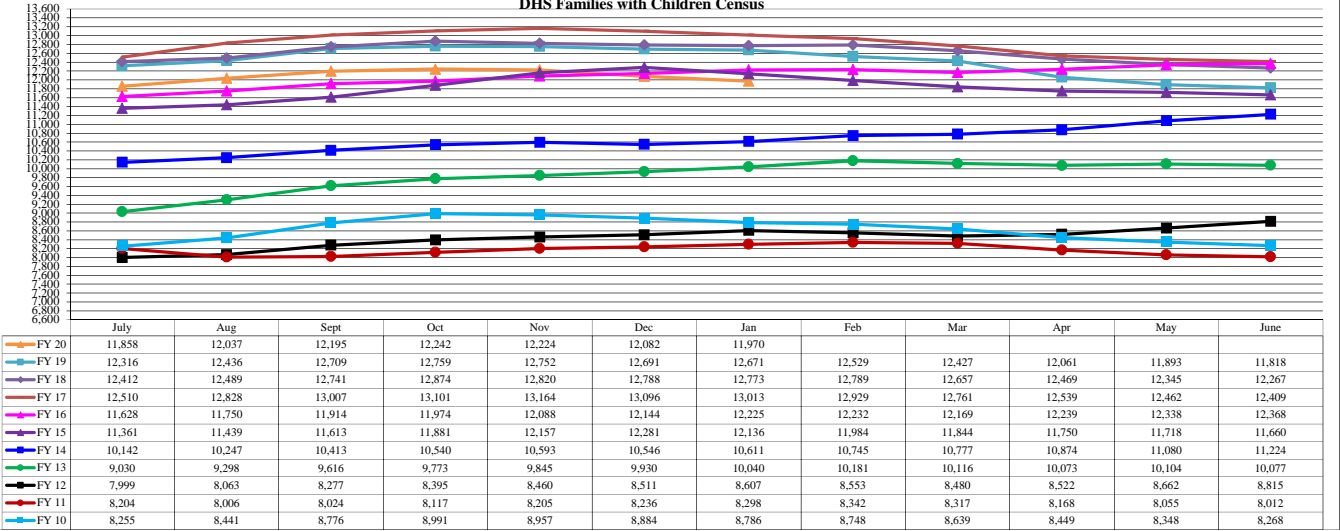
TOTAL SHELTER CENSUS	
Adults	0
Children	0
Total Individuals	0

SINGLE ADULT SHELTER CENSUS	
Men	
Women	
Total Single Adults	0

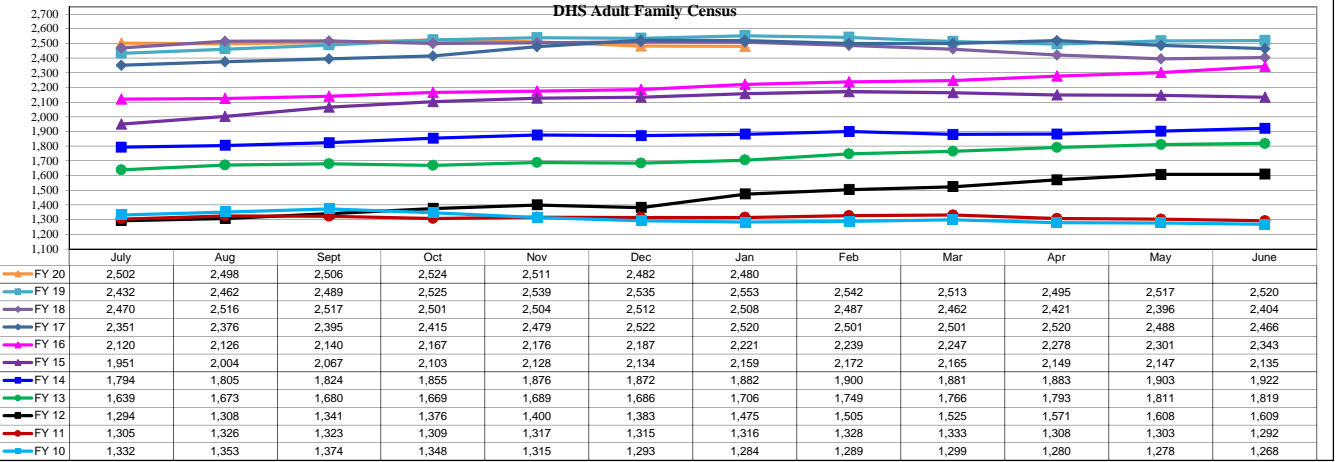
FAMILIES WITH CHILDREN CENSUS	
Families	
Adults	
Children	
Individuals	0

ADULT FAMILIES CENSUS	
Families	
Individuals (Adults)	

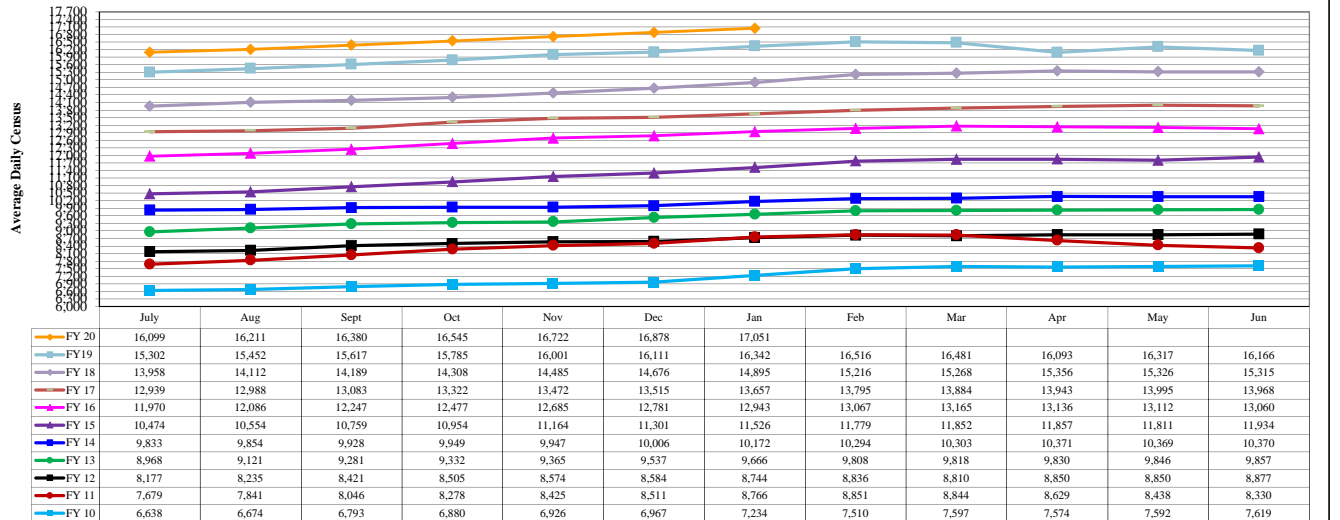
DHS Families with Children Census



DHS Adult Family Census



DHS Single Adult Shelter Census



*Due to data conversion the average monthly census for December 2011 and January 2012 for Families with Children and Adult Families is based upon data for a partial mon