

**DAILY REPORT**

7/28/2021

(Data from Tuesday, July 27, 2021)

SINGLE ADULTS	
Drop-in Center Clients Served	161
Drop-in Center Overnight Census	72
Faith Bed Census	0
Outreach Contacts	214
Outreach Placements	10
Safe Haven Utilization	1017
Veterans In Short-term Housing	178
Criminal Justice Short-term Housing	106

(3 of 6 sites reported)  
 (3 of 6 sites reported)  
 (3 of 6 sites reported)

FAMILY INTAKE	
Families Requesting Temporary Housing at PATH	114
Adult Families Requesting Temporary Housing at AFIC	19
Families Placed in Overnight Accommodations	0
Families w/children at PATH Overnight (pre 10PM)	0

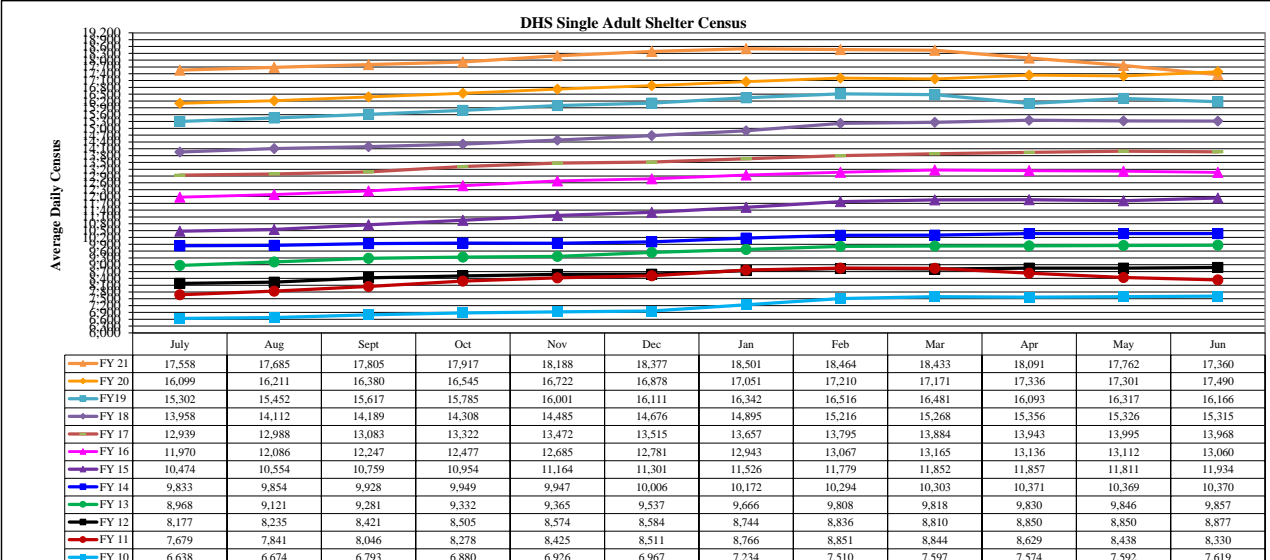
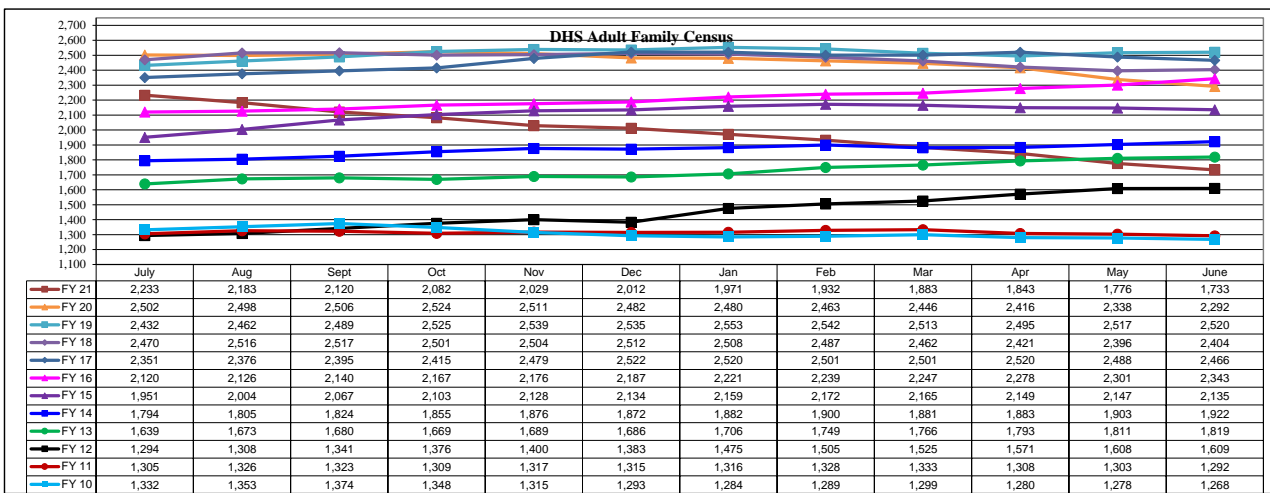
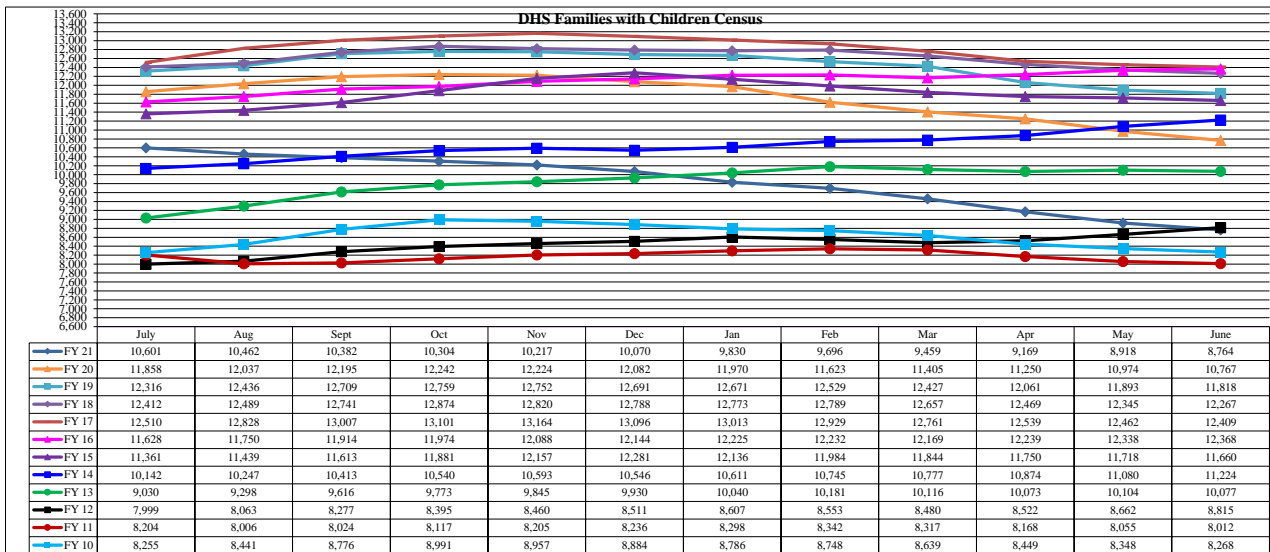
TOTAL SHELTER CENSUS	
Adults	30,552
Children	14,448
<b>Total Individuals</b>	<b>45,000</b>

SINGLE ADULTS	
Men	12,307
Women	3,923
<b>Total Single Adults</b>	<b>16,230</b>

FAMILIES WITH CHILDREN	
<b>Families</b>	8,271
Adults	10,894
Children	14,448
<b>Individuals</b>	<b>25,342</b>

ADULT FAMILIES CENSUS	
<b>Families</b>	1,630
<b>Individuals (Adults)</b>	<b>3,428</b>

x



\*Due to data conversion the average monthly census for December 2011 and January 2012 for Families with Children and Adult Families is based upon data for a partial month.