

DAILY REPORT

2/18/2021

(Data from Wednesday, February 17, 2021)

Code Blue

SINGLE ADULTS	
Drop-in Center Clients Served	401
Drop-in Center Overnight Census	152
Faith Bed Census	48
Outreach Contacts	385
Outreach Placements	14
Safe Haven Utilization	1100
Veterans In Short-term Housing	229
Criminal Justice Short-term Housing	106

Incomplete (5/6)
 Incomplete (5/6)
 Incomplete (5/6)

FAMILY INTAKE	
Families Requesting Temporary Housing at PATH	110
Adult Families Requesting Temporary Housing at AFIC	20
Families Placed in Overnight Accommodations	0
Families w/children at PATH Overnight (pre 10PM)	0

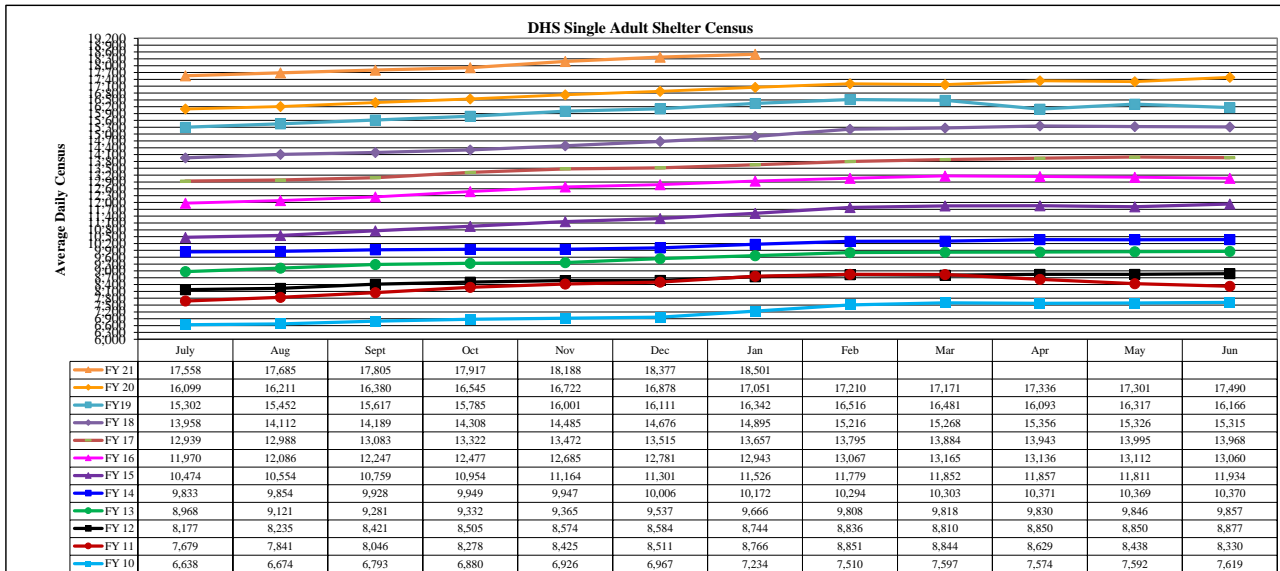
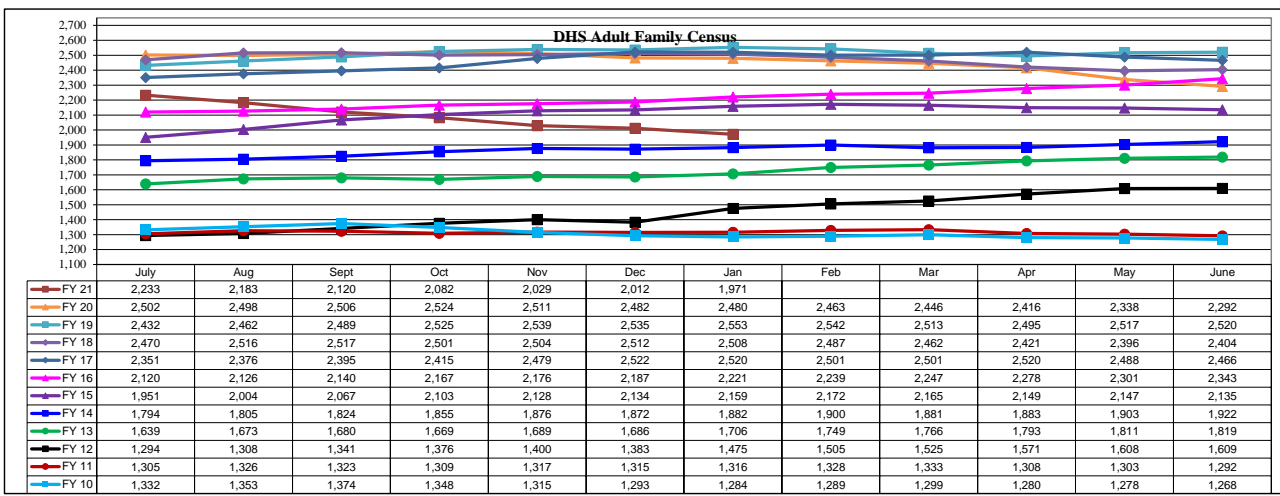
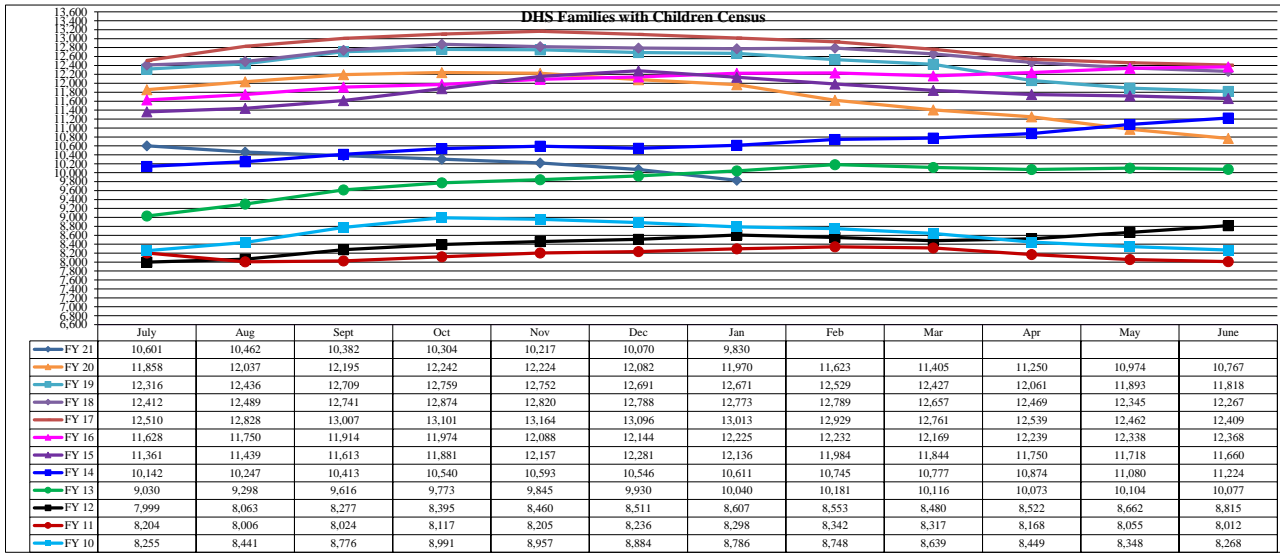
TOTAL SHELTER CENSUS	
Adults	35,197
Children	16,929
Total Individuals	52,126

SINGLE ADULTS	
Men	13,775
Women	4,580
Total Single Adults	18,355

FAMILIES WITH CHILDREN	
Families	9,682
Adults	12,781
Children	16,929
Individuals	29,710

ADULT FAMILIES CENSUS	
Families	1,923
Individuals (Adults)	4,061

x



*Due to data conversion the average monthly census for December 2011 and January 2012 for Families with Children and Adult Families is based upon data for a partial month.