



BILL DE BLASIO
MAYOR

CIVILIAN COMPLAINT REVIEW BOARD
100 CHURCH STREET 10th FLOOR
NEW YORK, NEW YORK 10007 ♦ TELEPHONE (212) 912-7235
www.nyc.gov/ccrb



FREDERICK DAVIE
CHAIR

Executive Director's Monthly Report
October 2019
(Statistics for September 2019)

Contents

Executive Summary	2
Glossary	3
Complaints Received	4
CCRB Cases Received By Borough and Precinct	5
Allegations Received	7
CCRB Docket	10
Body Worn Camera Footage Requests	12
Closed Cases	13
Resolving Cases	13
Dispositions / Case Abstracts	14
Dispositions - Full Investigations	16
Dispositions - All CCRB Cases	17
Dispositions - Allegations	18
Substantiation Rates	20
Substantiation Rates and Video	21
Board Discipline Recommendations for Substantiated Complaints	22
Board Discipline Recommendations for Substantiated Allegations	24
Truncations	27
Complaints by PSA	28
Mediation Unit	30
Administrative Prosecution Unit	32
NYPD Discipline	33
Appendix	38

Executive Summary

The Civilian Complaint Review Board (“CCRB”) is an independent municipal Agency that investigates complaints of NYPD misconduct. Every month, the CCRB prepares an Executive Director report for its public meeting. Data for September 2019 included the following highlights:

- 1) Of the cases in the CCRB active investigations docket, 74% have been open for 4 months or fewer, and 88% have been open for 7 months or fewer (page 10). In September, the CCRB opened 353 new cases (page 4), and currently has a total open docket of 2,326 cases (page 11).
- 2) The CCRB substantiated allegations in 29% of its fully investigated cases (page 16).
- 3) The CCRB fully investigated 23% of the cases it closed in September (page 13) and resolved (fully investigated, mediated or attempted mediation) 34% of the cases it closed (page 17). The Agency's truncation rate was 65% (page 13). This is primarily driven by uncooperative complainants/alleged victims, or witnesses.
- 4) For September, investigations using video evidence resulted in substantiated allegations in 38% of cases - compared to 11% of cases in which video was not available (page 20-21).
- 5) The Monthly Report includes a breakdown of complaints and substantiations by NYPD precinct and borough of occurrence (pages 5-6, 25-26).
- 6) In September the Police Commissioner did not finalize any decisions against police officers in Administrative Prosecution Unit (APU) cases (page 32). The CCRB's APU prosecutes the most serious allegations of misconduct. The APU conducted 23 trials against members of the NYPD year-to-date; 2 trials were conducted against respondent officers in September.

Finally, the Monthly Report contains a Table of Contents, Glossary, and Appendix, all meant to assist readers in navigating this report. The CCRB is committed to producing monthly reports that are valuable to the public, and welcomes feedback on how to make its data more accessible.

Glossary

In this glossary we have included a list of terms that regularly appear in our reports.

Allegation: An allegation is a specific act of misconduct. The same “complaint” can have multiple allegations – excessive force and discourteous language, for example. Each allegation is reviewed separately during an investigation.

APU: The Administrative Prosecution Unit is the division of the CCRB that has prosecuted “charges” cases since April 2013, after the signing of a 2012 Memorandum of Understanding between the CCRB and NYPD.

Board Panel: The “Board” of the CCRB has 13 members. Of the 13 members, five are chosen by the Mayor, five are chosen by the City Council, and three are chosen by the Police Commissioner. Following a completed investigation by the CCRB staff, three Board members, sitting as a Board Panel, will make a finding on whether misconduct occurred and will make a recommendation on what level of penalty should follow.

Case/Complaint: For the purposes of CCRB data, a “case” or “complaint” is defined as any incident within the Agency’s jurisdiction, brought to resolution by the CCRB. Cases/Complaints thus include truncations, fully investigated or ongoing cases, mediations, and completed investigations pending Board Panel review.

Disposition: The Board’s finding as to the outcome of a case (i.e. if misconduct occurred).

FADO: Under the City Charter, the CCRB has jurisdiction to investigate the following categories of police misconduct: Force, Abuse of Authority, Discourtesy, and Offensive Language, collectively known as “FADO”.

Intake: CCRB’s intake team initially handles complaints from the public. Intake takes complaints that come via live phone calls, voicemails, an online complaint form, or in-person.

Investigation: CCRB investigators gather evidence and interview witnesses to prepare reports on misconduct allegations. An investigation ends when a closing report is prepared detailing the evidence and legal analysis, and the case is given to the Board for disposition.

Mediation: A complainant may mediate his or her case with the subject officer, in lieu of an investigation, with the CCRB providing a neutral, third-party mediator.

Truncation: When a complaint is withdrawn or there is no complainant/alleged victim available for an interview, the investigation is “truncated.”

Complaints Received

The CCRB's Intake team processes misconduct complaints from the public and referrals from the NYPD. Under the New York City Charter, the CCRB's jurisdiction is limited to allegations of misconduct related to Force, Abuse of Authority, Discourtesy and Offensive Language. All other complaints are referred to the appropriate agency. Figure 1 refers to all complaints that the CCRB receives and Figures 2 and 3 refer to new cases that remain with the Agency. In September 2019, the CCRB initiated 353 new complaints.

Figure 1: Total Intake by Month (January 2018 - September 2019)

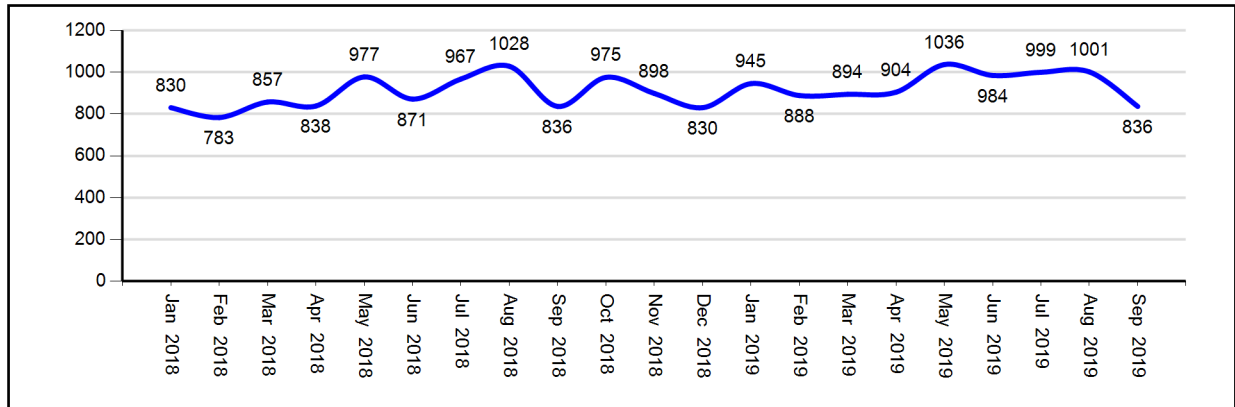


Figure 2: New CCRB Complaints by Month (January 2018 - September 2019)

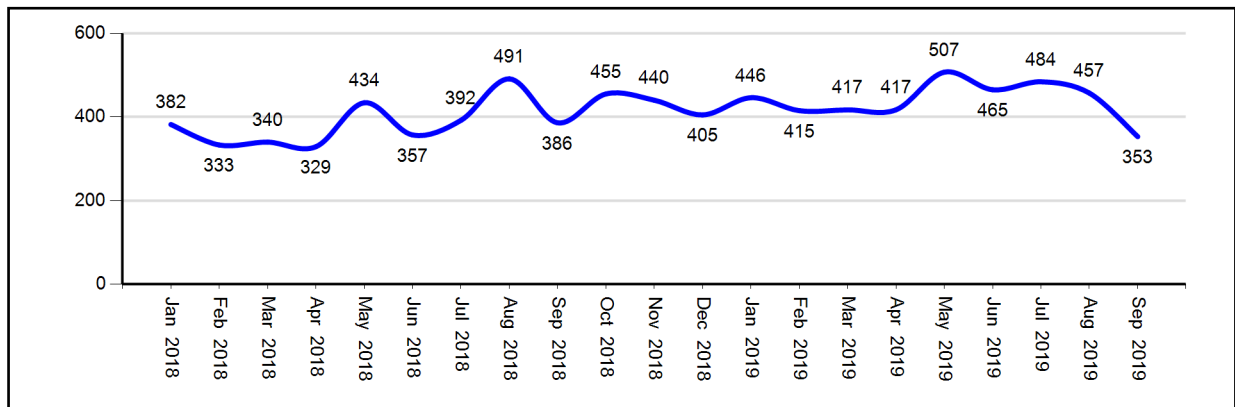
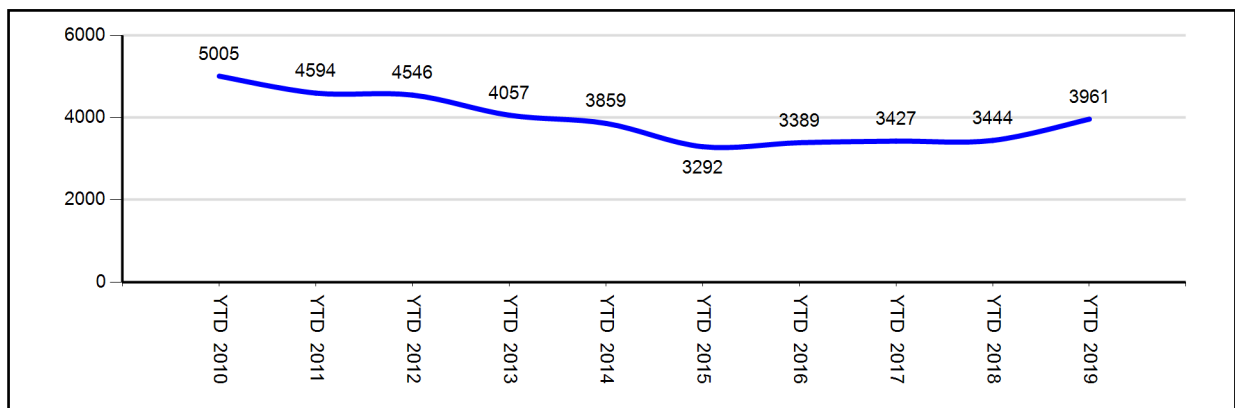


Figure 3: New CCRB Complaints by Year (YTD 2010 - YTD 2019)



CCRB Cases Received by Borough and Precinct

Of the five boroughs, the largest number of misconduct complaints stemmed from incidents occurring in Brooklyn, followed by Manhattan. The 75th Precinct had the highest number at 26 incidents.

Figure 4: CCRB Complaints Received By Borough of Occurrence (September 2019)

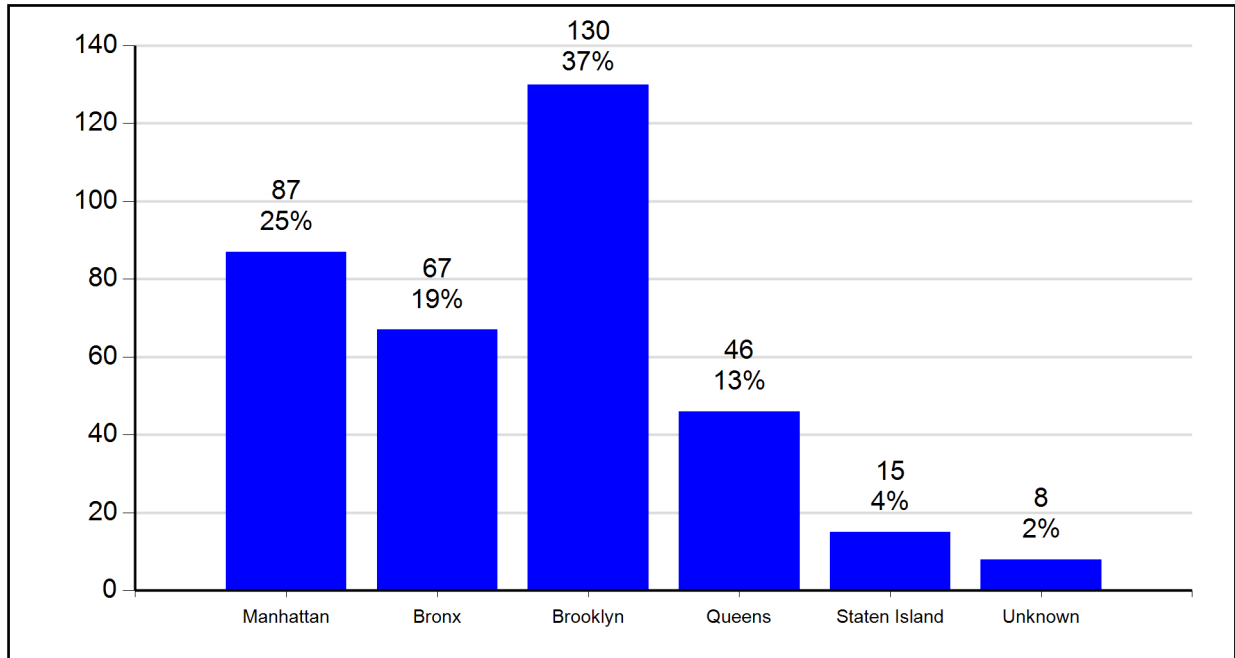


Figure 5: CCRB Complaints Received By Borough of Occurrence (YTD 2019)

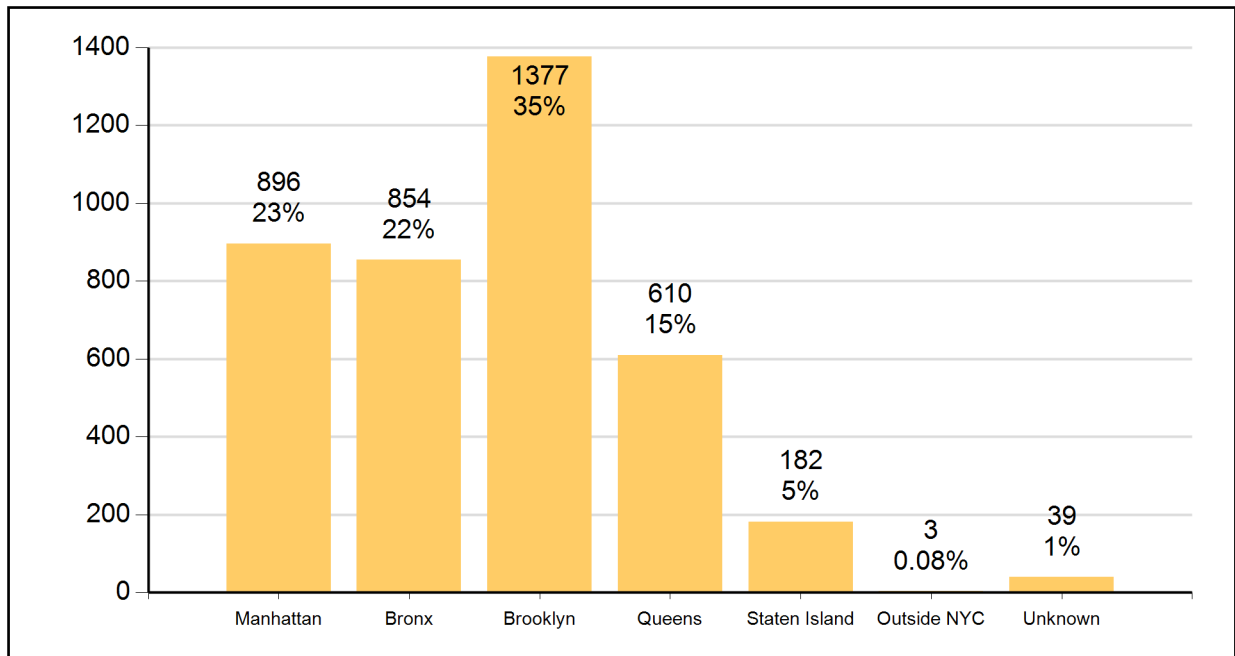


Figure 6: CCRB Complaints Received By Precinct of Occurrence (September 2019)

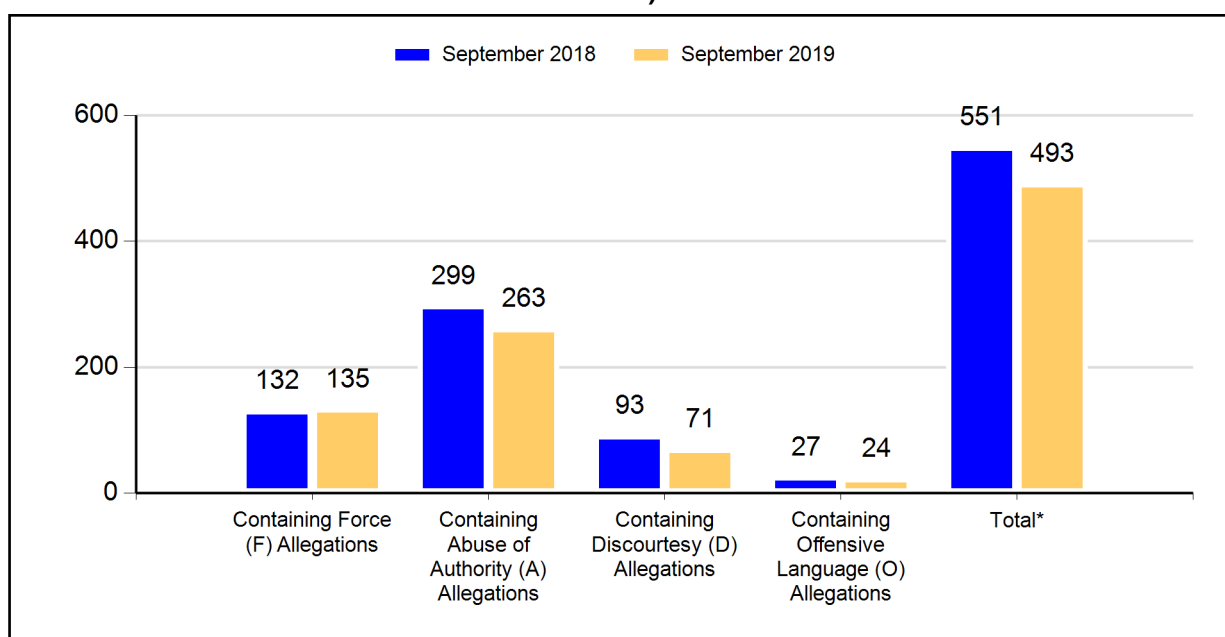
NYPD Precinct of Occurrence*	Number of Complaints	NYPD Precinct of Occurrence*	Number of Complaints
1	2	67	13
6	4	68	2
7	2	69	3
9	3	70	7
10	4	71	6
13	5	72	7
14	10	73	10
17	2	75	26
18	7	76	3
19	7	77	10
20	2	78	5
23	4	79	1
24	4	81	2
25	6	83	5
26	3	84	7
28	8	88	2
30	2	90	2
32	3	94	1
33	1	100	1
34	5	101	4
40	9	102	1
41	4	103	8
42	5	104	4
43	11	105	2
44	11	106	3
45	4	107	2
46	5	108	3
47	4	109	1
48	2	110	4
49	1	111	1
50	3	112	2
52	8	113	5
60	1	114	3
61	4	115	2
62	2	120	7
63	5	121	3
66	2	122	3
		123	1
		Unknown	16

*These figures track where an incident occurred, not necessarily the Command of the officer. Please review Figures 62A-62Q for Command Level data for cases closed in 2017.

Allegations Received

As described in the previous section, the CCRB has jurisdiction over four categories of NYPD misconduct. In comparing September 2018 to September 2019, the number of complaints containing an allegation of Force is up, Abuse of Authority complaints are down, Discourtesy are down and Offensive Language are down. Figures for the year-to-date comparison show that in 2019, complaints containing an allegation of Force are up, Abuse of Authority are up, Discourtesy are down and Offensive Language are down.

Figure 7: CCRB Complaints Received By Type of Allegation (September 2018 vs. September 2019)



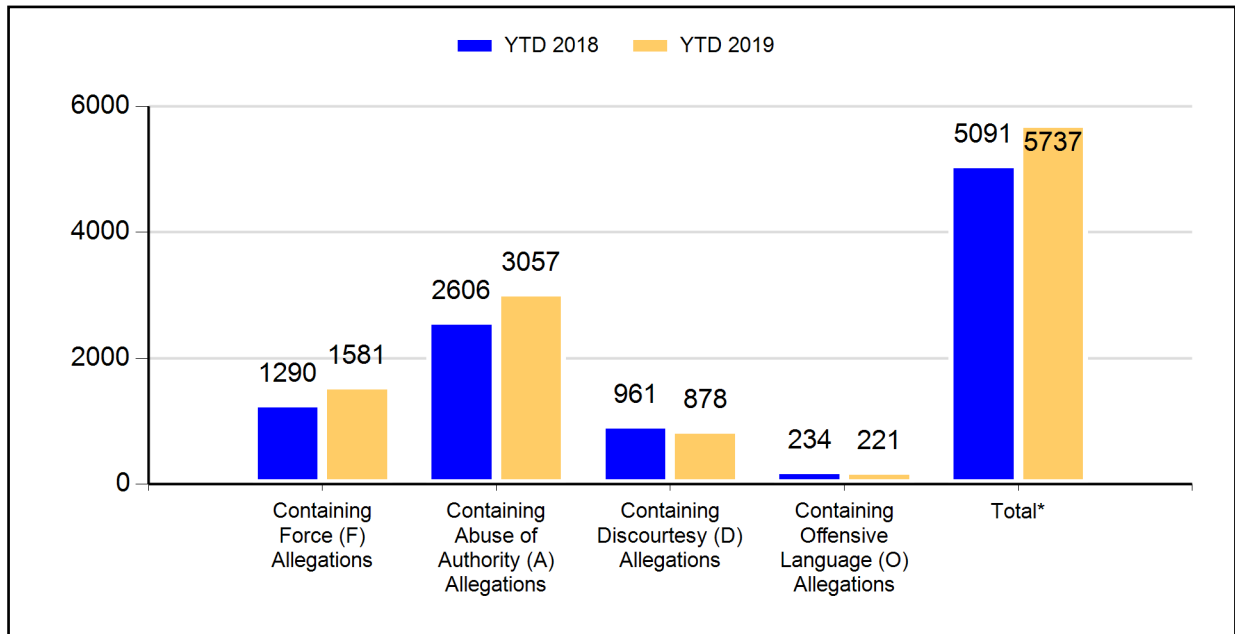
*This is the total of distinct FADO allegation types in complaints received.

Figure 8: CCRB Complaints Received By Type of Allegation (% of Complaints)

	September 2018		September 2019		Change	% Change
	Count	% of Total Complaints	Count	% of Total Complaints		
Force (F)	132	34%	135	38%	3	2%
Abuse of Authority (A)	299	77%	263	75%	-36	-12%
Discourtesy (D)	93	24%	71	20%	-22	-24%
Offensive Language (O)	27	7%	24	7%	-3	-11%
Total FADO Allegations	551		493		-58	-11%
Total Complaints	386		353		-33	-9%

Note: the number of allegations in recently received complaints typically grows somewhat as the complaints are investigated.

Figure 9: CCRB Complaints Received By Type of Allegation (YTD 2018 vs. YTD 2019)



*This is the total of distinct FADO allegation types in complaints received.

Figure 10: CCRB Complaints Received By Type of Allegation YTD (% of Complaints)

	YTD 2018		YTD 2019		Change	
	Count	% of Total Complaints	Count	% of Total Complaints		
Force (F)	1290	37%	1581	40%	291	23%
Abuse of Authority (A)	2606	76%	3057	77%	451	17%
Discourtesy (D)	961	28%	878	22%	-83	-9%
Offensive Language (O)	234	7%	221	6%	-13	-6%
Total FADO Allegations	5091		5737		646	13%
Total Complaints	3444		3961		517	15%

Note: the number of allegations in recently received complaints typically grows somewhat as the complaints are investigated.

Figure 11: Total Allegations (% of Total Allegations)

	September 2018		September 2019			
	Count	% of Total Allegations	Count	% of Total Allegations	Change	% Change
Force (F)	277	20%	279	26%	2	1%
Abuse of Authority (A)	920	67%	653	62%	-267	-29%
Discourtesy (D)	151	11%	98	9%	-53	-35%
Offensive Language (O)	33	2%	27	3%	-6	-18%
Total Allegations	1381		1057		-324	-23%
Total Complaints	386		353		-33	-9%

Figure 12: Total Allegations YTD (% of Total Allegations)

	YTD 2018		YTD 2019			
	Count	% of Total Allegations	Count	% of Total Allegations	Change	% Change
Force (F)	2719	24%	3390	23%	671	25%
Abuse of Authority (A)	7132	62%	9959	67%	2827	40%
Discourtesy (D)	1393	12%	1227	8%	-166	-12%
Offensive Language (O)	307	3%	285	2%	-22	-7%
Total Allegations	11551		14861		3310	29%
Total Complaints	3444		3961		517	15%

The number of allegations in recently received complaints typically grows as the complaints are investigated.

CCRB Docket

As of the end of September 2019, 74% of active CCRB cases are fewer than five months old, and 88% active cases have been open for fewer than eight months.

Figure 13: Age of Active Cases Based on Received Date (September 2019)

Case Age Group	Count	% of Total
Cases 0-4 Months	1577	73.8%
Cases 5-7 Months	306	14.3%
Cases 8-11 Months	194	9.1%
Cases 12-18 Months*	50	2.3%
Cases Over 18 Months**	11	0.5%
Total	2138	100%

*12-18 Months: 8 cases that were reopened; 1 case that was on DA Hold.

**Over18 Months: 4 cases that were reopened; 7 cases that were on DA Hold.

Figure 14: Age of Active Cases Based on Incident Date (September 2019)

	Count	% of Total
Cases 0-4 Months	1439	67.3%
Cases 5-7 Months	341	15.9%
Cases 8-11 Months	244	11.4%
Cases 12-18 Months*	89	4.2%
Cases Over 18 Months**	25	1.2%
Total	2138	100%

*12-18 Months: 9 cases that were reopened; 0 cases that were on DA Hold.

**Over18 Months: 6 cases that were reopened; 8 cases that were on DA Hold.

An active case is here defined as an investigation; cases in mediation are excluded.

Figure 15: Number of Active Investigations (January 2018 - September 2019)

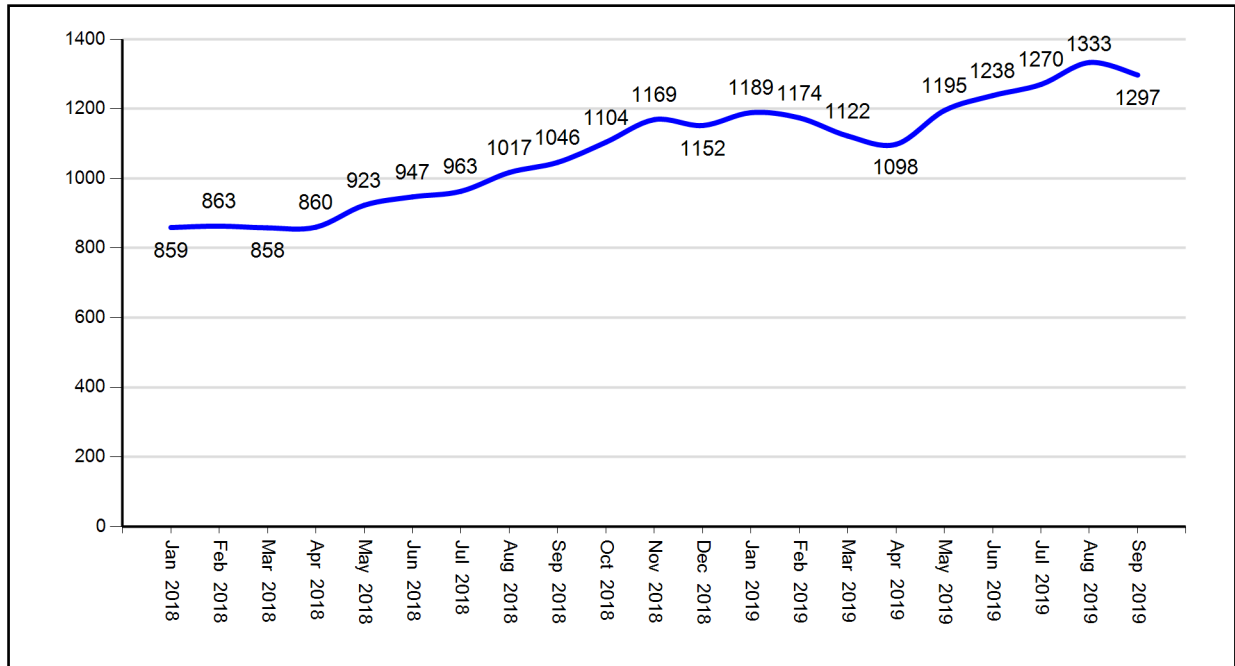


Figure 16: Open Docket Analysis

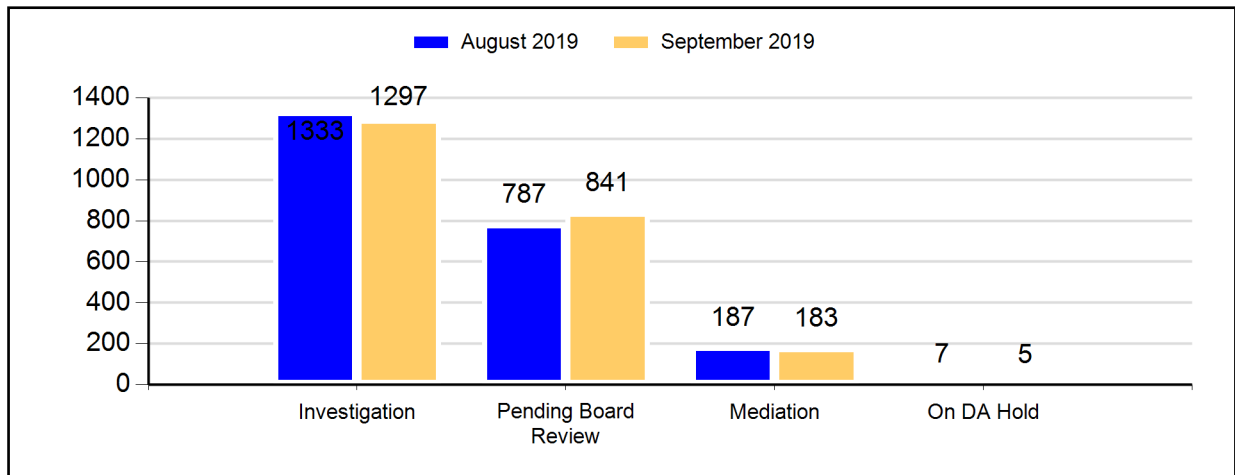


Figure 17: Open Docket Analysis with % Change

	August 2019		September 2019		Change	% Change
	Count	% of Total	Count	% of Total		
Investigations	1333	58%	1297	56%	-36	-3%
Pending Board Review	787	34%	841	36%	54	7%
Mediation	187	8%	183	8%	-4	-2%
On DA Hold	7	0%	5	0%	-2	-29%
Total	2314		2326		12	1%

Body Worn Camera Footage Requests

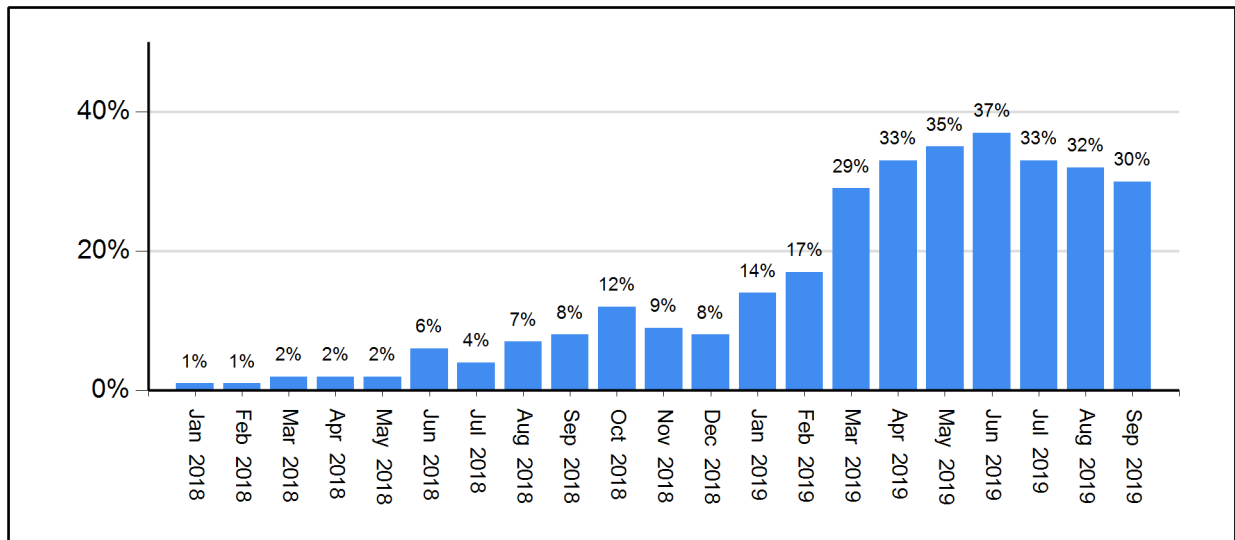
Since the widespread roll out of body worn cameras in 2018, the collection of footage from these cameras has become an integral part of CCRB investigations.

The timeliness of the response to BWC footage requests has a direct impact on the length of time it takes to complete an investigation. The longer it takes to fulfill BWC requests, the longer CCRB investigations remain on the open docket.

Figure 18: Pending Requests for BWC Footage

Days Pending	BWC Requests	% of Total
00 <= Days < 30	272	43.3%
30 <= Days < 60	219	34.9%
60 <= Days < 90	58	9.2%
90 <= Days	79	12.6%
Total	628	100%

Figure 19: Percentage of Open Investigations Docket with Pending BWC Requests (January 2018 - September 2019)

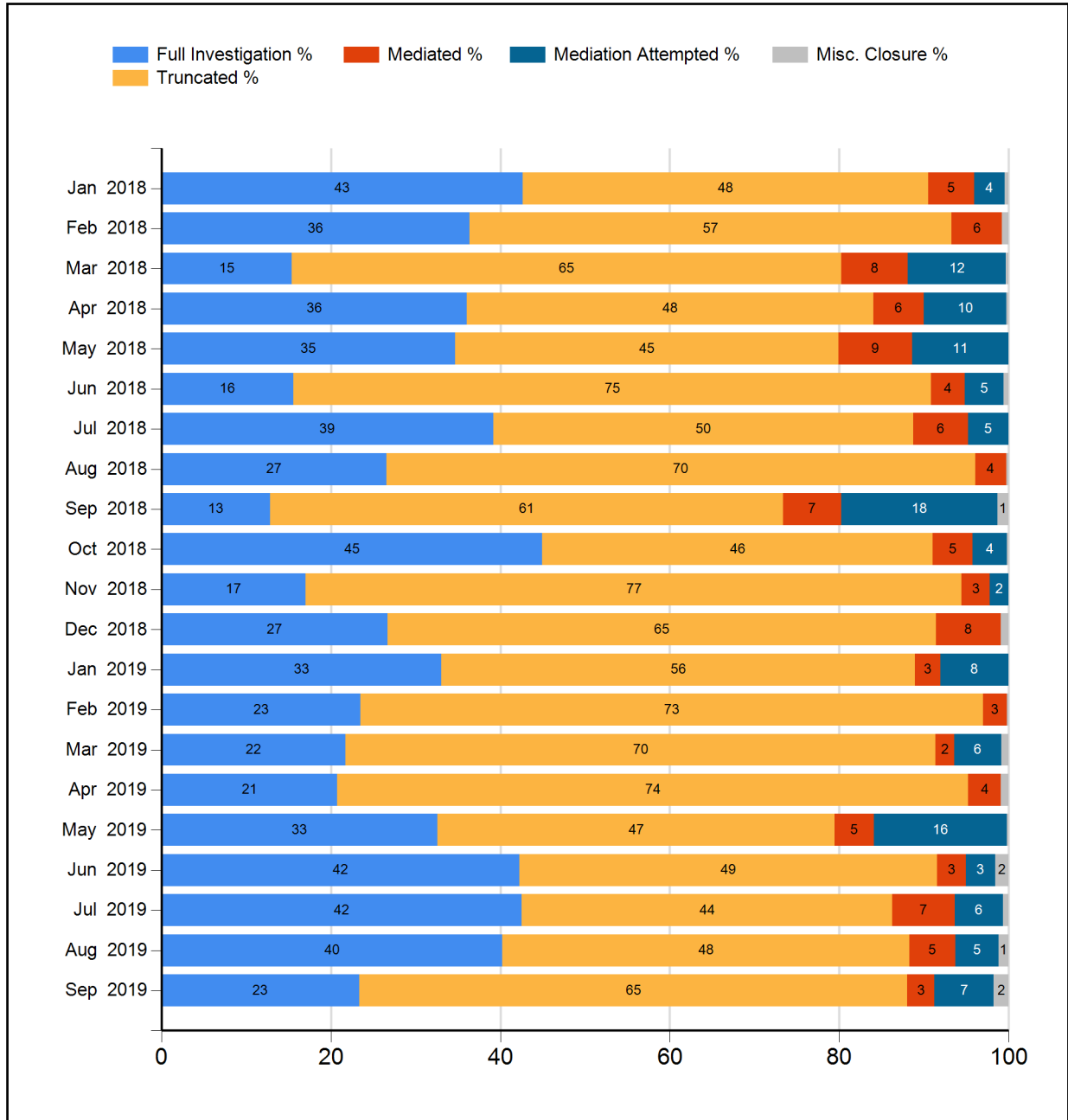


Closed Cases

Resolving Cases

In September 2019, the CCRB fully investigated 23% of the cases it closed, and resolved (fully investigated, mediated or mediation attempted) 34% of the cases it closed.

Figure 20: Case Resolutions (January 2018 - September 2019) (%)



Dispositions

Cases fully investigated by the CCRB generally receive one of five outcomes:

- If the alleged misconduct is found to have occurred, based on the preponderance of the evidence, the allegation is **substantiated**.
- If there is not enough evidence to determine whether or not the alleged misconduct occurred, the allegation is **unsubstantiated**.
- If the preponderance of the evidence suggests that the event or alleged act did not occur, the allegation is **unfounded**.
- If the event did occur, but was not improper by a preponderance of evidence, the allegation is **exonerated**.
- If the CCRB was unable to identify any of the officers accused of misconduct, the case is closed as **officer unidentified**.

Additionally, a case might be **mediated**, with the subject officer and complainant discussing the incident in the presence of a neutral third-party moderator, or closed as **mediation attempted**, the designation for a case in which both the officer and the civilian agree to mediate, but the civilian fails to appear twice for the scheduled mediation session or fails to respond to attempts to schedule a mediation session. Finally, a case that cannot be fully investigated due to complainant/alleged victim unavailability or lack of cooperation is **truncated**.

Case Abstracts

The following case abstracts are taken from complaints closed this month and serve as examples of what the different CCRB dispositions mean in practice:

1. Substantiated

An individual was pulled over by Officer 1 and Officer 2 for failing to stop at a stop sign. The officers asked for his license and registration, and in addition to the requested documents, the individual provided a Fraternal Order of Police membership card. Shortly thereafter, the officers handed the individual a summons and informed him that they were keeping the membership card. During this time, Officer 2 shut off his body-worn camera (BWC) and asked the individual, “Who gave you that bullshit card?” The CCRB spoke to a representative from the Fraternal Order of Police who stated that anyone who is a current or retired police officer can become a member of the Fraternal Order of Police and may give the cards to friends and family. While the officers stated they seized the card because they believed it was fake, the investigation determined that the individual obtained the card from his cousin and was not using it to defraud the officers. Since the Fraternal Order of Police membership card was not used in furtherance of a crime, it would not have been permissible to seize the card as investigatory evidence. Regarding the discourtesy allegation, BWC footage obtained from Officer 2 captured him standing outside the individual’s vehicle and stating, “What the hell happened here. New York State Police. This is bullshit.” The camera then captured him approaching the individual’s driver-side and turning off his BWC. Officer 1’s camera, which was still recording, showed that Officer 2 continued to engage with the individual after turning his BWC off. Although Officer 2 denied saying the word “bullshit,” the investigation credited the individual’s statement, as his outline of events was consistent with the video footage, and video evidence captured Officer 2 saying “bullshit” while standing next to the individual’s open passenger window. The Board substantiated the seizure of property and discourtesy allegations, and notified the NYPD about Officer 2’s deactivated BWC.

2. Unsubstantiated

An individual was arrested for assault and transported to the stationhouse. While at the stationhouse, an officer allegedly squeezed the individual’s handcuffs tighter, causing her to drop to the floor due to

pain. The individual was subsequently taken to the hospital. The investigation received seven BWC recordings of the incident, as well as video from the stationhouse. The individual's medical records, two days after the incident, showed that she appeared in the Emergency Room with complaints of a fall injury, an abrasion to her left elbow and swelling on her left-hand ring finger; the records did not mention when or how she sustained the injuries, or the police being involved. While the individual attributed the injuries to officers squeezing her handcuffs, during their CCRB statements, both officers denied tightening or manipulating the individual's handcuffs at any point. Video evidence was inconclusive and did not show a clear view of the individual's hands when being lifted off the stationhouse floor. Due to the conflicting statements, inconclusive medical records, and lack of any additional video or documentary evidence, the investigation was unable to determine by a preponderance of the evidence whether the officers tightened the individual's handcuffs or caused the alleged injuries. The Board unsubstantiated the allegation.

3. Unfounded

An individual and his wife engaged in a loud verbal dispute inside their apartment. A third-party called 911 regarding the dispute. Officers responded and knocked on the individual's door. The individual opened the door, and informed the officers he would let them in shortly, as his wife was changing. In response, an officer allegedly placed his right hand on the individual's chest and pushed him against the wall. BWC footage obtain from both the officer and his partner captured the incident and showed the officer standing in the doorway and speaking to the individual. The video then showed the officer stepping inside the apartment and looking around a wall with his flashlight. It did not show the officer making physical contact with the individual while entering the apartment. Given that the BWC footage refuted the individual's allegation, the Board unfounded the allegation.

4. Exonerated

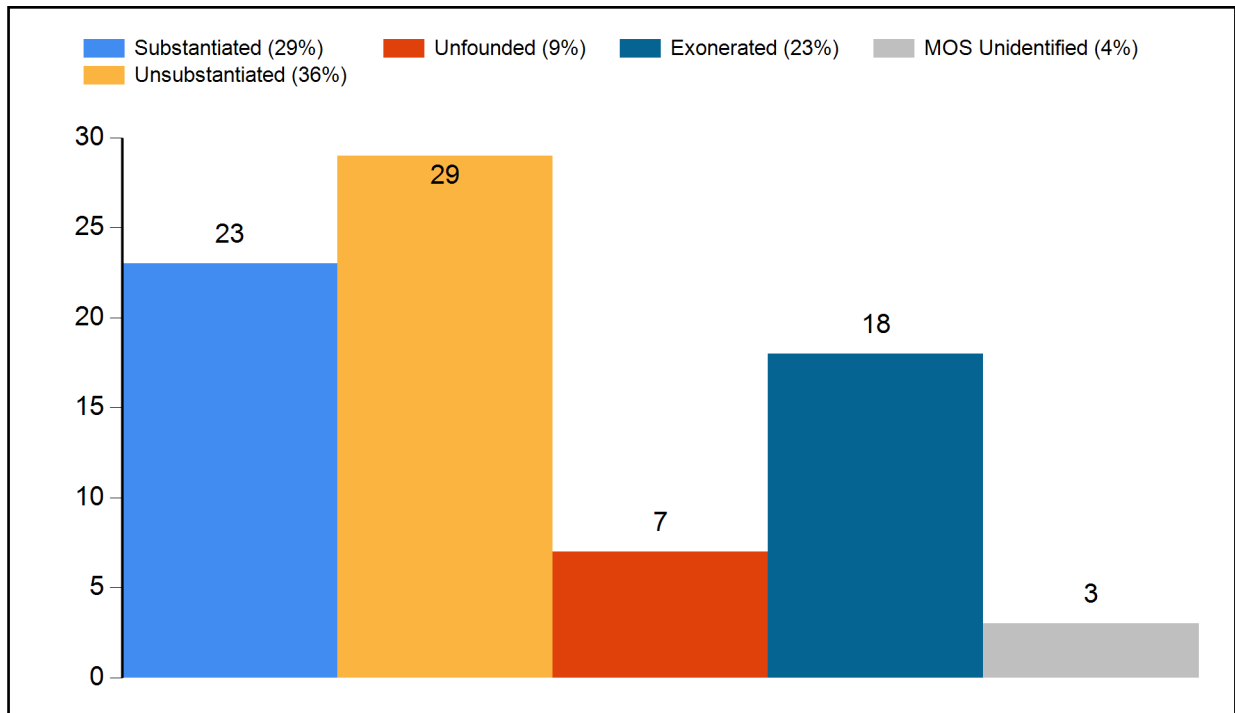
An individual was alone in his car, when he was pulled over by two unidentified officers for tinted windows. After checking the individual's license, the officers let him go. No summons was issued. The individual alleged that the stop was improper because he believed his window tints were legal. He provided the CCRB pictures of his vehicle's rear windows. In these pictures the tinted windows are visible. Under New York State Vehicle and Traffic Law, no person shall operate any motor vehicle that has a light transmittance of less than seventy percent. Based on the pictures of the window provided, the investigation found that the officers were reasonable in their suspicion that the window tints were illegal, and were thus legally justified in performing the car stop. The Board exonerated the allegation.

5. Officer Unidentified

An individual went to the stationhouse where he spoke to the front desk officer about preparing a stolen vehicle report. During this conversation, an unidentified officer, who was walking past, told him, "If you come back again, I will come and arrest you for filing a false report and insurance fraud." The individual subsequently filed a CCRB complaint for the threat to arrest, and provided the Agency with the unidentified officer's age, ethnicity, height, weight, build, and dress. The CCRB was able to identify one officer matching the description provided, but during his interview, the officer stated that he was not working on the date of the incident. Police documents supported the officer's statements that he was not present for duty on the day of the incident. Absent any additional documentation or evidence pertaining to the incident, the investigation was unable to determine the identity of the subject officer by the preponderance of the evidence. The Board closed the allegation as officer unidentified.

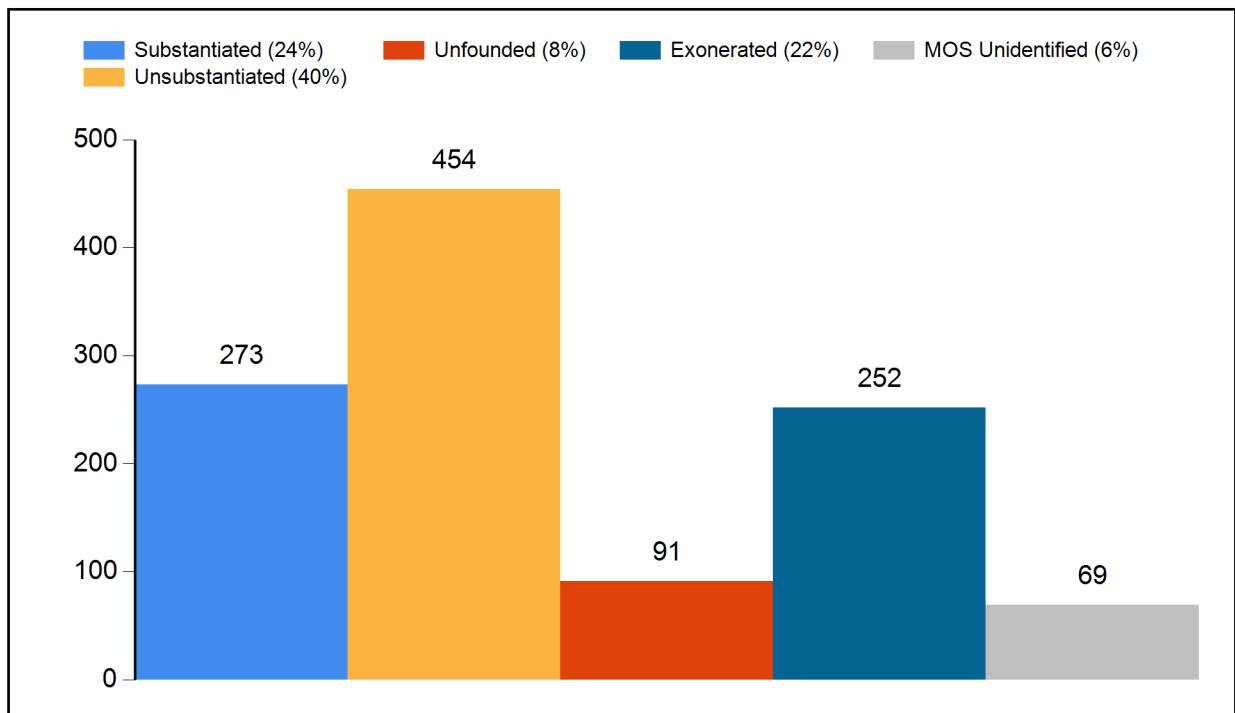
Dispositions - Full Investigations

Figure 21: Disposition Counts of Full Investigations (September 2019)



Due to the reconsideration process, counts are subject to change.

Figure 22: Disposition Counts of Full Investigations (YTD 2019)



Due to the reconsideration process, counts are subject to change.

Dispositions - All CCRB Cases

In addition to full investigations, CCRB cases can be closed through mediation and truncation. The following table lists all the CCRB case closures for the current month and year-to-date.

Figure 23: Disposition of Cases (2018 vs 2019)

	Sep 2018		Sep 2019		YTD 2018		YTD 2019	
Full Investigations	Count	% of Total	Count	% of Total	Count	% of Total	Count	% of Total
Substantiated	5	13%	23	29%	162	19%	273	24%
Exonerated	7	18%	18	22%	143	17%	252	22%
Unfounded	3	8%	7	9%	62	7%	91	8%
Unsubstantiated	21	54%	29	36%	416	49%	454	40%
MOS Unidentified	3	8%	3	4%	74	9%	69	6%
Total - Full Investigations	39		80		857		1139	
Mediation Closures	Count	% of Total	Count	% of Total	Count	% of Total	Count	% of Total
Mediated	21	27%	11	31%	176	46%	142	40%
Mediation Attempted	56	73%	24	69%	205	54%	210	60%
Total - ADR Closures	77		35		381		352	
Resolved Case Total	116	38%	115	34%	1238	42%	1491	40%
Truncations / Other Closures	Count	% of Total	Count	% of Total	Count	% of Total	Count	% of Total
Complaint withdrawn	47	25%	42	18%	300	18%	447	20%
Complainant/Alleged Victim/Witness uncooperative	72	38%	101	44%	899	53%	1046	47%
Complainant/Alleged Victim/Witness unavailable	27	14%	40	18%	240	14%	361	16%
Alleged Victim unidentified	9	5%	6	3%	32	2%	50	2%
Closed - Pending Litigation*	29	15%	33	14%	208	12%	289	13%
Miscellaneous	2	1%	1	0%	6	0%	8	0%
Administrative closure**	2	1%	5	2%	7	0%	21	1%
Total - Other Case Dispositions	188		228		1692		2222	
Total - Closed Cases	304		343		2930		3713	

* Closed - Pending Litigation is a truncation category added in August 2017. It indicates that the complaint was truncated due to the complainant/alleged victim's attorney.

**Administrative closure is a special category that deals with NYPD's Internal Affairs Bureau-referred cases or spin off cases with no complainant/alleged victim, and in which CCRB attempts to locate or identify a complainant/alleged victim has yielded no results.

Dispositions - FADO Allegations

“Allegations” are different than “cases.” A case or complaint is based on an incident and may contain one or more allegations of police misconduct. The allegation substantiation rate is 12% for the month of September 2019, and the allegation substantiation rate is 12% year-to-date. The type of allegation the CCRB is most likely to substantiate is Discourtesy – substantiating 15% of such allegations during September 2019, and 20% for the year.

Figure 24: Disposition of Allegations (2018 vs 2019)

	Sep 2018		Sep 2019		YTD 2018		YTD 2019	
Fully Investigated Allegations	Count	%of Total	Count	%of Total	Count	%of Total	Count	%of Total
Substantiated	10	5%	45	12%	414	10%	615	12%
Unsubstantiated	83	44%	120	32%	1564	39%	1792	34%
Unfounded	31	17%	28	7%	351	9%	450	9%
Exonerated	43	23%	148	39%	1212	30%	1836	35%
MOS Unidentified	20	11%	38	10%	463	12%	538	10%
Total - Full Investigations	187		379		4004		5231	

Mediation Closures	Count	%of Total	Count	%of Total	Count	%of Total	Count	%of Total
Mediated	46	22%	43	40%	387	41%	381	38%
Mediation Attempted	163	78%	64	60%	564	59%	627	62%
Total - ADR Closures	209		107		951		1008	

Truncations / Other Closures	Count	%of Total	Count	%of Total	Count	%of Total	Count	%of Total
Complaint withdrawn	114	24%	108	17%	701	15%	1126	17%
Complainant/Alleged Victim/Witness uncooperative	191	40%	305	48%	2519	56%	3245	49%
Complainant/Alleged Victim/Witness unavailable	43	9%	101	16%	524	12%	893	14%
Alleged Victim unidentified	27	6%	12	2%	83	2%	141	2%
Closed - Pending Litigation	89	19%	96	15%	653	14%	1047	16%
Miscellaneous	4	1%	10	2%	36	1%	67	1%
Administrative closure	4	1%	7	1%	22	0%	46	1%
Total - Other Case Dispositions	472		639		4538		6565	

Total - Closed Allegations	869		1125		9494		12805	
-----------------------------------	-----	--	------	--	------	--	-------	--

Figure 25: Disposition of Allegations By FADO Category (September 2019)

	Substantiated	Unsubstantiated	Exonerated	Unfounded	Officers Unidentified	Total
Force	3 4%	17 20%	40 48%	12 14%	11 13%	83 100%
Abuse of Authority	33 14%	73 31%	103 43%	10 4%	18 8%	237 100%
Discourtesy	8 15%	27 52%	5 10%	5 10%	7 13%	52 100%
Offensive Language	1 14%	3 43%	0 0%	1 14%	2 29%	7 100%
Total	45 12%	120 32%	148 39%	28 7%	38 10%	379 100%

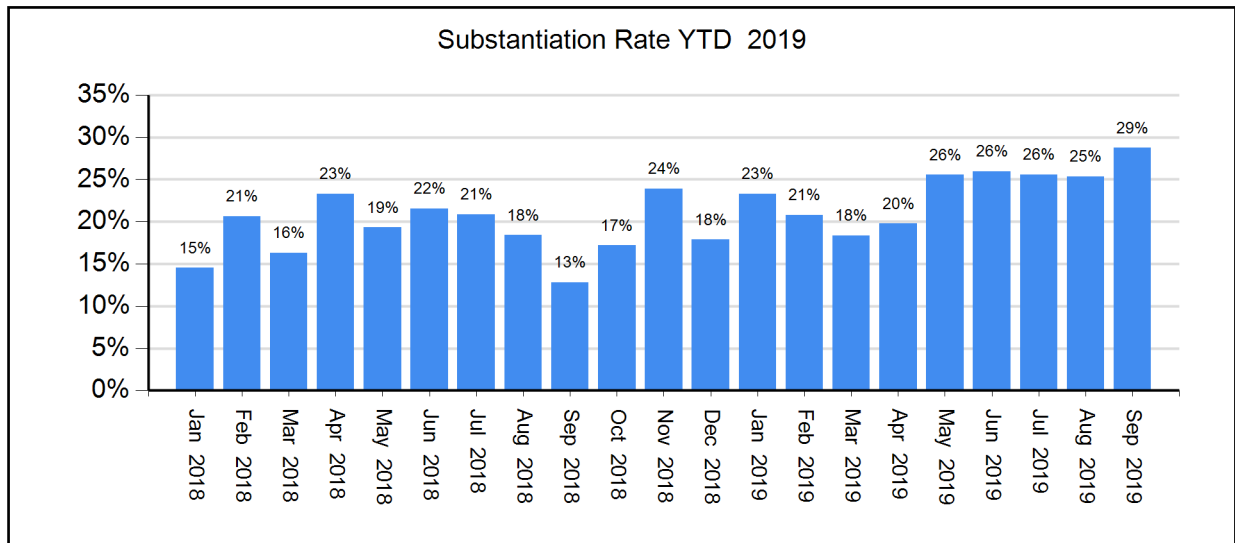
Figure 26: Disposition of Allegations By FADO Category (YTD 2019)

	Substantiated	Unsubstantiated	Exonerated	Unfounded	Officers Unidentified	Total
Force	81 7%	322 29%	439 40%	157 14%	98 9%	1097 100%
Abuse of Authority	390 12%	1101 33%	1340 40%	195 6%	317 9%	3343 100%
Discourtesy	133 20%	294 45%	56 9%	76 12%	98 15%	657 100%
Offensive Language	11 8%	75 56%	1 1%	22 16%	25 19%	134 100%
Total	615 12%	1792 34%	1836 35%	450 9%	538 10%	5231 100%

Substantiation Rates

The September 2019 case substantiation rate was 29%.

Figure 27: Percentage of Cases Substantiated (January 2018 - September 2019)

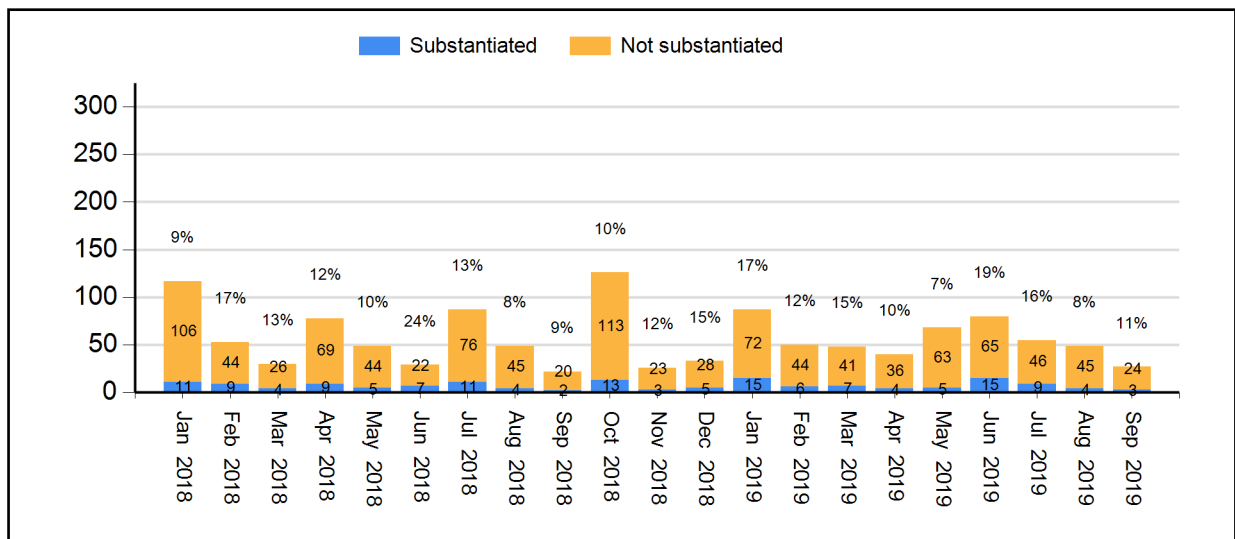


Due to the reconsideration process, counts are subject to change.

Substantiation Rates and Video

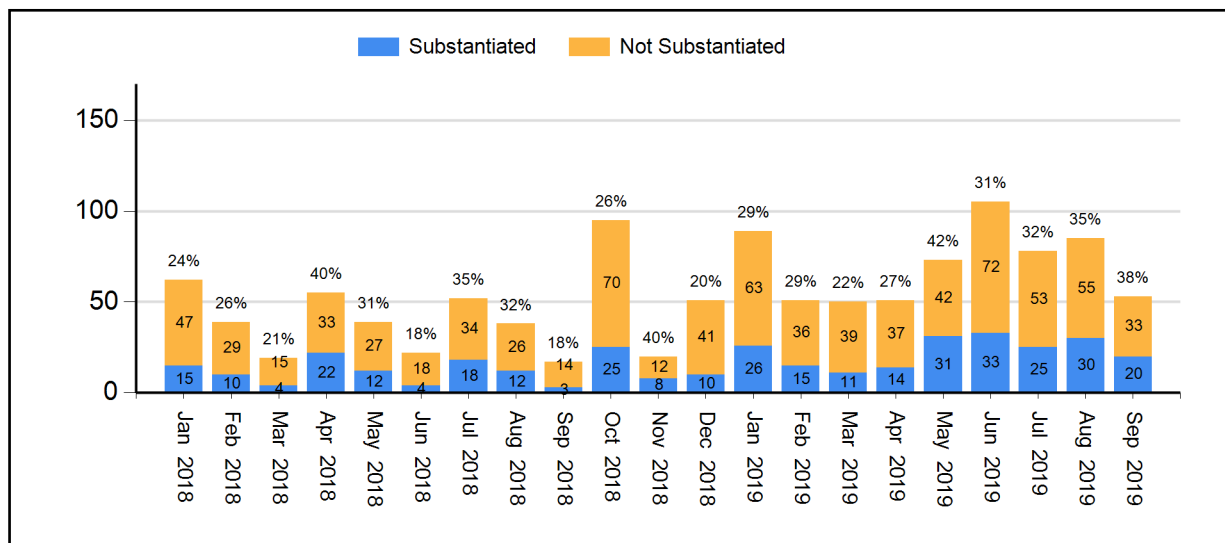
In general, investigations relying on video evidence from security cameras or personal devices result in much higher substantiation rates.

Figure 28: Substantiation Rates for Full Investigations without Video (Jan 2019 - Sep 2019) (% substantiated shown)



Due to the reconsideration process, counts are subject to change.

Figure 29: Substantiation Rates for Full Investigations with Video (Jan 2019 - Sep 2019)
 (% substantiated shown)



Due to the reconsideration process, counts are subject to change.

Board Discipline Recommendations for Substantiated Complaints

After a CCRB investigative team has completed its investigation and recommended the substantiation of a complaint against an officer, a panel of three Board members determines whether to substantiate the allegation and make a disciplinary recommendation.

- “Charges and Specifications” are the most severe form of discipline. A decision to assign Charges commences a process that may result in an administrative trial in the NYPD Trial Room. An officer may lose vacation days, be suspended, or be terminated from the Department if the officer is found guilty.
- “Instructions” or “Formalized Training” are the least severe discipline, often recommended for officers who misunderstand a policy. This determination results in training at the command level (Instructions) or training at the Police Academy or NYPD Legal Bureau (Formalized Training).
- “Command Discipline” is recommended for misconduct that is moderately serious, but does not rise to the level of that associated with Charges. An officer can lose up to ten vacation days as a result of a Command Discipline.
- When the Board has recommended Instructions, Formalized Training or Command Discipline, the case is sent to the NYPD Commissioner to impose training and/or other penalties. Cases where the Board recommends charges are prosecuted by the CCRB’s Administrative Prosecution Unit.

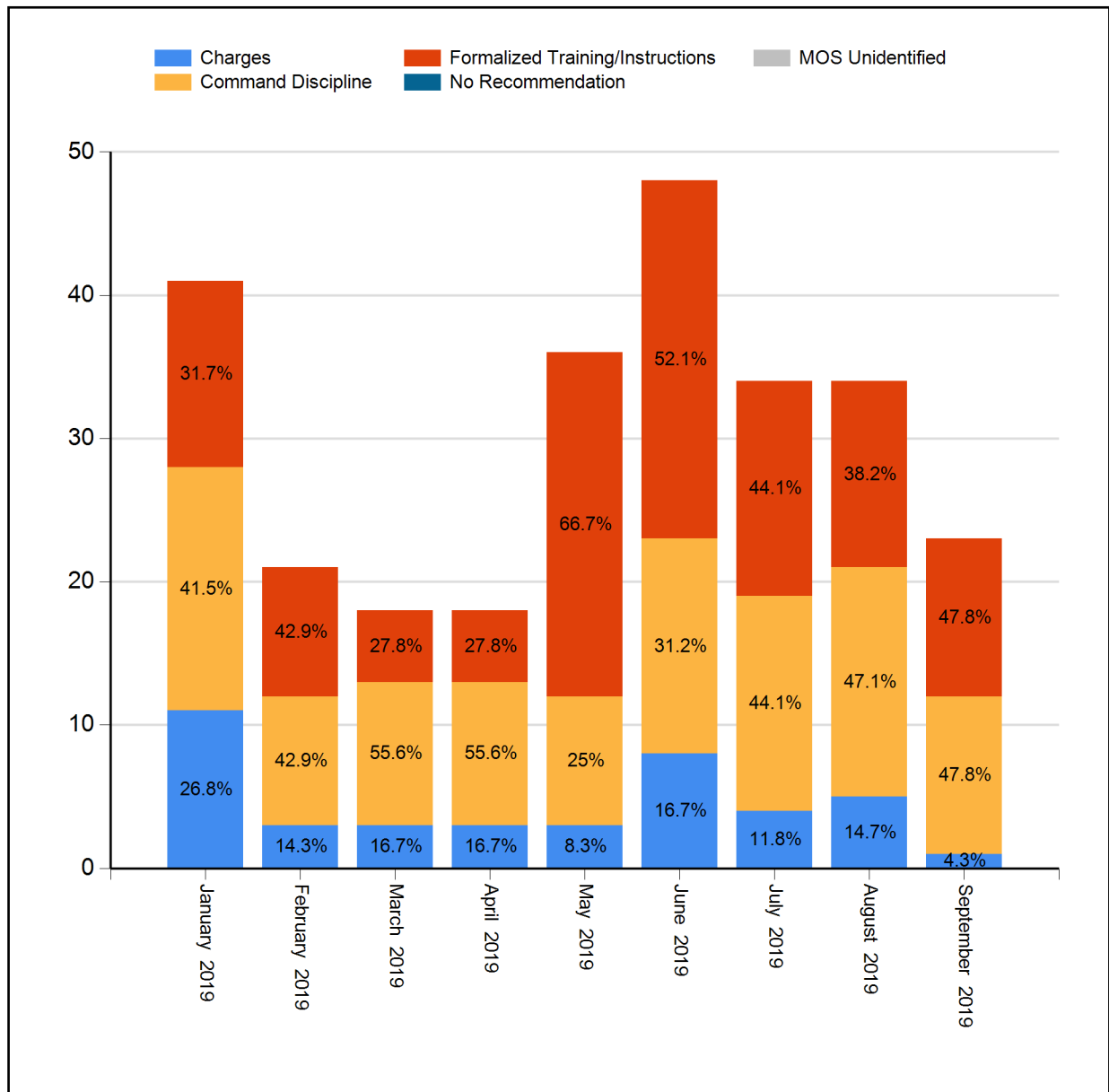
Figure 30: Board Discipline Recommendations For Substantiated Complaints*
(Sep 2018, Sep 2019, YTD 2018, YTD 2019)

Disposition	September 2018		September 2019		YTD 2018		YTD 2019	
	Count	%of Total	Count	%of Total	Count	%of Total	Count	%of Total
Charges	1	20%	1	4%	37	23%	41	15%
Command Discipline	4	80%	11	48%	62	38%	112	41%
Formalized Training	0	0%	2	9%	28	17%	59	22%
Instructions	0	0%	9	39%	35	22%	61	22%
MOS Unidentified	0	0%	0	0%	0	0%	0	0%
Total	5		23		162		273	

Due to the reconsideration process, counts are subject to change.

* A complaint containing a number of substantiated allegations against a number of different officers will typically generate a variety of different disciplinary recommendations. To determine the disciplinary recommendation associated with the complaint as a whole, the CCRB uses the most severe disciplinary recommendation made. The order of severity is: 1) Charges 2) Command Discipline 3) Formalized Training 4) Instructions.

Figure 31: Board Discipline Recommendations For Substantiated Complaints* (2019)



Due to the reconsideration process, counts are subject to change.

* A complaint containing a number of substantiated allegations against a number of different officers will typically generate a variety of different disciplinary recommendations. To determine the disciplinary recommendation associated with the complaint as a whole, the CCRB uses the most severe disciplinary recommendation made. The order of severity is: 1) Charges 2) Command Discipline 3) Formalized Training 4) Instructions.

Board Discipline Recommendations for Officers with Substantiated Allegations

A substantiated CCRB complaint may generate multiple substantiated allegations against multiple officers. Each substantiated allegation will carry its own discipline recommendation from the CCRB Board.

The following table presents the number of officers against whom discipline recommendations have been made as a result of a substantiated CCRB complaint. Where there are multiple substantiated allegations with multiple disciplinary recommendations for an officer in a complaint, the most severe disciplinary recommendation is used to determine the overall recommendation for that officer.

Figure 32: Board Discipline Recommendations for Officers with Substantiated Allegations*
(Sep 2018, Sep 2019, YTD 2018, YTD 2019)

Disposition	September 2018		September 2019		YTD 2018		YTD 2019	
	Count	%of Total	Count	%of Total	Count	%of Total	Count	%of Total
Charges	1	14.3%	2	5.3%	57	23.8%	60	15.5%
Command Discipline	6	85.7%	19	50%	93	38.8%	156	40.4%
Formalized Training	0	0%	5	13.2%	44	18.3%	80	20.7%
Instructions	0	0%	12	31.6%	46	19.2%	90	23.3%
MOS Unidentified	0	0%	0	0%	0	0%	0	0%
Total	7		38		240		386	

Due to the reconsideration process, counts are subject to change.

* The counts in this table reflect the number of distinct MOS with a substantiated allegation in each complaint.

Figure 33: Substantiated Allegations By Borough and NYPD Precinct (September 2019)

The figures in this table reflect all substantiated allegations for each MOS.

Board Disposition	FADO Category	Allegation	Precinct of Occurrence	Borough of Occurrence
Substantiated (Command Lvl Instructions)	Abuse of Authority	Failure to provide RTKA card	18	Manhattan
Substantiated (Command Discipline A)	Abuse of Authority	Threat of arrest	26	Manhattan
Substantiated (Command Lvl Instructions)	Abuse of Authority	Vehicle search	32	Manhattan
Substantiated (Command Lvl Instructions)	Abuse of Authority	Vehicle search	32	Manhattan
Substantiated (Command Discipline A)	Abuse of Authority	Refusal to obtain medical treatment	44	Bronx
Substantiated (Command Discipline A)	Abuse of Authority	Refusal to obtain medical treatment	44	Bronx
Substantiated (Command Discipline A)	Discourtesy	Word	44	Bronx
Substantiated (Command Discipline A)	Discourtesy	Word	44	Bronx
Substantiated (Command Discipline A)	Offensive Language	Other	44	Bronx
Substantiated (Command Discipline B)	Discourtesy	Word	45	Bronx
Substantiated (Command Discipline B)	Discourtesy	Word	45	Bronx
Substantiated (Command Discipline B)	Abuse of Authority	Refusal to obtain medical treatment	46	Bronx
Substantiated (Command Lvl Instructions)	Abuse of Authority	Threat re: removal to hospital	47	Bronx
Substantiated (Command Lvl Instructions)	Discourtesy	Word	47	Bronx
Substantiated (Command Discipline A)	Abuse of Authority	Threat of arrest	52	Bronx
Substantiated (Command Discipline A)	Abuse of Authority	Stop	52	Bronx
Substantiated (Command Discipline A)	Abuse of Authority	Stop	52	Bronx
Substantiated (Command Discipline A)	OMN	Improper use of body-worn camera	52	Bronx
Substantiated (Command Discipline B)	Abuse of Authority	Stop	67	Brooklyn
Substantiated (Command Discipline B)	Abuse of Authority	Stop	67	Brooklyn
Substantiated (Command Discipline B)	Discourtesy	Word	67	Brooklyn
Substantiated (Command Discipline B)	Force	Physical force	67	Brooklyn
Substantiated (Command Lvl Instructions)	Abuse of Authority	Vehicle search	69	Brooklyn
Substantiated (Formalized Training)	Abuse of Authority	Threat of force (verbal or physical)	73	Brooklyn
Substantiated (Formalized Training)	Abuse of Authority	Refusal to process civilian complaint	75	Brooklyn
Substantiated (Formalized Training)	Abuse of Authority	Refusal to process civilian complaint	75	Brooklyn
Substantiated (Command Discipline B)	Abuse of Authority	Entry of Premises	81	Brooklyn
Substantiated (Command Discipline B)	Abuse of Authority	Entry of Premises	81	Brooklyn
Substantiated (Command Discipline B)	Abuse of Authority	Retaliatory summons	83	Brooklyn
Substantiated (Command Discipline B)	Abuse of Authority	Frisk	83	Brooklyn
Substantiated (Command Discipline B)	Abuse of Authority	Stop	83	Brooklyn
Substantiated (Command Discipline A)	Abuse of Authority	Stop	90	Brooklyn
Substantiated (Command Discipline A)	Abuse of Authority	Stop	90	Brooklyn
Substantiated (Command Lvl Instructions)	Abuse of Authority	Failure to provide RTKA card	90	Brooklyn
Substantiated (Command Lvl Instructions)	Abuse of Authority	Failure to provide RTKA card	90	Brooklyn
Substantiated (Command Lvl Instructions)	Abuse of Authority	Failure to provide RTKA card	90	Brooklyn
Substantiated (Command Lvl Instructions)	Discourtesy	Word	90	Brooklyn
Substantiated (Command Lvl Instructions)	Abuse of Authority	Refusal to process civilian complaint	102	Queens
Substantiated (Command Lvl Instructions)	Abuse of Authority	Stop	105	Queens
Substantiated (Charges)	Force	Physical force	110	Queens
Substantiated (Charges)	Force	Physical force	110	Queens

Board Disposition	FADO Category	Allegation	Precinct of Occurrence	Borough of Occurrence
Substantiated (Command Discipline A)	Abuse of Authority	Seizure of property	113	Queens
Substantiated (Command Discipline A)	Discourtesy	Word	113	Queens
Substantiated (Command Discipline B)	Abuse of Authority	Vehicle search	114	Queens
Substantiated (Command Discipline B)	Abuse of Authority	Frisk	114	Queens
Substantiated (Command Discipline B)	Abuse of Authority	Search (of person)	114	Queens

Truncations

A “truncation” is a case that is not fully investigated, either because the complainant/alleged victim withdraws the complaint; is uncooperative with the investigation; is not available for the investigative team to interview; or is never identified. The CCRB constantly seeks to lower the number of truncations.

Figure 34: Truncated Allegations (September 2019)

	Withdrawn	Uncooperative	Unavailable	Civilian Unidentified	Pending Litigation*	Total
Force	6	70	39	4	52	171
Abuse of Authority	90	208	48	8	38	392
Discourtesy	9	20	12	0	3	44
Offensive Language	3	7	2	0	3	15
Total	108	305	101	12	96	622

Figure 35: Truncated CCRB Complaints (September 2019)

	Withdrawn	Uncooperative	Unavailable	Civilian Unidentified	Pending Litigation*	Total
Total	42	101	40	6	33	222

Figure 36: Truncated Allegations (YTD 2019)

	Withdrawn	Uncooperative	Unavailable	Civilian Unidentified	Pending Litigation*	Total
Force	179	653	346	31	532	1741
Abuse of Authority	795	2259	465	95	449	4063
Discourtesy	126	273	66	12	57	534
Offensive Language	26	60	16	3	9	114
Total	1126	3245	893	141	1047	6452

Figure 37: Truncated CCRB Complaints (YTD 2019)

	Withdrawn	Uncooperative	Unavailable	Civilian Unidentified	Pending Litigation*	Total
Total	447	1046	361	50	289	2193

*Pending Litigation is a truncation category added in August 2017. It indicates that the complaint was truncated due to the complainant/alleged victim's attorney.

Complaints Against Officers Assigned to Police Service Areas

The Police Service Areas (PSA) are commands that police New York City Housing Developments throughout the five boroughs. PSA complaints are defined as complaints that contain at least one FADO allegation against an officer assigned to a PSA command.

Figure 38: PSA Complaints Closed as % of Total Complaints Closed

	Sep 2018	Sep 2019	YTD 2018	YTD 2019
PSA Complaints	17	15	143	123
Total Complaints	304	343	2930	3713
PSA Complaints as % of Total	5.6%	4.4%	4.9%	3.3%

A single PSA complaint may contain allegations against multiple officers assigned to multiple PSA commands. The following table breaks out the different PSAs and shows the number of officers assigned to each PSA against whom FADO allegations have been made.

Figure 39: Closed Complaints Against Officers Assigned to a PSA

	Sep 2018	Sep 2019	YTD 2018	YTD 2019
PSA 1	2	5	16	28
PSA 2	5	4	52	26
PSA 3	0	2	23	9
PSA 4	7	5	40	48
PSA 5	8	3	27	26
PSA 6	0	0	20	19
PSA 7	1	2	53	17
PSA 8	1	5	20	20
PSA 9	1	4	20	24
Total	25	30	271	217

Complaints typically contain more than one allegation. The following table shows the allegations made against officers assigned to PSA commands broken out by FADO type.

Figure 40: Closed Allegations Against Officers Assigned to a PSA by FADO Type

	Sep 2018		Sep 2019		YTD 2018		YTD 2019	
	Count	% of Total	Count	% of Total	Count	% of Total	Count	% of Total
Force (F)	5	13%	10	28%	102	27%	91	33%
Abuse of Authority (A)	19	48%	24	67%	198	53%	151	54%
Discourtesy (D)	12	30%	2	6%	52	14%	26	9%
Offensive Language (O)	4	10%	0	0%	20	5%	10	4%
Total	40	101%	36	101%	372	99%	278	100%

Dispositions of Officers Assigned to PSAs

The following tables show the Board disposition of officers assigned to a PSA with a FADO allegation made against them.

Figure 41: Disposition of PSA Officers (2018 vs 2019)

	Sep 2018		Sep 2019		YTD 2018		YTD 2019	
Full Investigations	Count	%of Total	Count	%of Total	Count	%of Total	Count	%of Total
Substantiated	1	11%	1	11%	24	17%	14	15%
Exonerated	0	0%	4	44%	31	22%	31	33%
Unfounded	3	33%	0	0%	6	4%	6	6%
Unsubstantiated	5	56%	4	44%	83	58%	43	46%
MOS Unidentified	0	0%	0	0%	0	0%	0	0%
Total - Full Investigations	9		9		144		94	
Mediation Closures	Count	%of Total	Count	%of Total	Count	%of Total	Count	%of Total
Mediated	2	22%	3	27%	6	19%	10	30%
Mediation Attempted	7	78%	8	73%	25	81%	23	70%
Total - ADR Closures	9		11		31		33	
Resolved Case Total	18	72%	20	67%	175	65%	127	59%
Truncations / Other Closures	Count	%of Total	Count	%of Total	Count	%of Total	Count	%of Total
Complaint withdrawn	1	14%	0	0%	15	16%	12	13%
Complainant/Alleged Victim/Witness uncooperative	4	57%	4	40%	48	50%	44	49%
Complainant/Alleged Victim/Witness unavailable	0	0%	1	10%	9	9%	17	19%
Alleged Victim unidentified	0	0%	0	0%	0	0%	1	1%
Closed - Pending Litigation*	2	29%	5	50%	23	24%	16	18%
Miscellaneous	0	0%	0	0%	1	1%	0	0%
Administrative closure*	0	0%	0	0%	0	0%	0	0%
Total - Other Case Dispositions	7		10		96		90	
Total - Closed Cases	25		30		271		217	

* Closed - Pending Litigation is a truncation category added in August 2017. It indicates that the complaint was truncated due to the complainant/alleged victim's attorney.

**Administrative closure is a special category that deals with NYPD's Internal Affairs Bureau-referred cases or spin off cases with no complainant/alleged victim, and in which CCRB attempts to locate or identify a complainant/alleged victim has yielded no results.

Mediation Unit

Whenever mediation between a complainant/alleged victim and subject officer is suitable, it is offered by CCRB investigators. If the complainant/alleged victim and subject officer both agree to participate, a neutral, third-party mediator facilitates a conversation between the parties. “Mediation Attempted” refers to a situation in which an officer agrees to mediate and the complainant becomes unavailable (after the complainant initially agreed to mediation). The chart below indicates the number of mediations and attempted mediations in September and this year.

Figure 42: Mediated Complaints Closed

	September 2019			YTD 2019		
	Mediated	Mediation Attempted	Total	Mediated	Mediation Attempted	Total
Mediated Complaints	11	24	35	142	210	352

Figure 43: Mediated FADO Allegations Closed

	September 2019			YTD 2019		
	Mediated	Mediation Attempted	Total	Mediated	Mediation Attempted	Total
Force	2	4	6	14	56	70
Abuse of Authority	37	53	90	323	487	810
Discourtesy	4	7	11	35	68	103
Offensive Language	0	0	0	9	16	25
Total	43	64	107	381	627	1008

Figure 44: Mediated Complaints By Borough (September 2019)

	Mediations
Bronx	1
Brooklyn	6
Manhattan	3
Queens	1
Staten Island	0

Figure 45: Mediated Allegations By Borough (September 2019)

	Mediations
Bronx	6
Brooklyn	25
Manhattan	11
Queens	1
Staten Island	0

**Figure 46: Mediated Complaints By Precinct
(Sep 2019 - YTD 2019)**

Precinct	Sep 2019	YTD 2019	Precinct	Sep 2019	YTD 2019
1	0	3	62	0	1
5	0	2	67	0	5
6	1	3	68	1	2
7	0	2	70	0	2
9	0	7	71	0	3
10	0	2	72	1	3
13	0	1	73	0	1
14	1	5	75	2	7
17	0	1	77	0	2
18	0	6	78	0	1
19	0	1	83	1	3
20	0	3	84	0	1
22	0	1	90	0	1
23	0	1	100	0	3
25	0	3	102	0	3
28	0	2	103	0	1
30	0	2	104	1	4
32	1	2	105	0	1
33	0	1	107	0	2
40	0	3	108	0	1
42	1	2	109	0	1
44	0	8	111	0	1
46	0	2	112	0	1
47	0	7	113	0	2
48	0	1	114	0	3
50	0	1	115	0	1
52	0	4	120	0	2
60	1	4	121	0	2
61	0	1	122	0	1

**Figure 47: Mediated Allegations By Precinct
(Sep 2019 - YTD 2019)**

Precinct	Sep 2019	YTD 2019	Precinct	Sep 2019	YTD 2019
1	0	5	62	0	2
5	0	7	67	0	13
6	2	5	68	4	6
7	0	7	70	0	3
9	0	19	71	0	7
10	0	5	72	2	5
13	0	1	73	0	2
14	4	11	75	13	38
17	0	4	77	0	2
18	0	15	78	0	1
19	0	3	83	3	11
20	0	5	84	0	1
22	0	1	90	0	3
23	0	6	100	0	3
25	0	8	102	0	15
28	0	5	103	0	6
30	0	6	104	1	6
32	5	8	105	0	1
33	0	1	107	0	12
40	0	19	108	0	1
42	6	16	109	0	1
44	0	14	111	0	1
46	0	3	112	0	1
47	0	11	113	0	5
48	0	3	114	0	10
50	0	1	115	0	3
52	0	9	120	0	5
60	3	6	121	0	5
61	0	2	122	0	6

Administrative Prosecution Unit

The CCRB's Administrative Prosecution Unit (APU) prosecutes police misconduct cases when the Board has recommended charges, in the NYPD Trial Room. The APU is also able to offer pleas to officers who admit guilt rather than going to trial. Following a plea agreement or the conclusion of a disciplinary trial, cases are sent to the Police Commissioner for final penalties.

Figure 48: Administrative Prosecution Unit Case Closures

Disposition Category	Prosecution Disposition	Sep 2019	YTD 2019
Disciplinary Action	Not guilty after trial but Discipline Imposed	0	0
	Guilty after trial	0	8
	Trial verdict dismissed by PC, Comm. Disc. A imposed	0	0
	Trial verdict dismissed by PC, Comm. Disc. B imposed	0	0
	Trial verdict dismissed by PC, Formalized Training imposed	0	0
	Trial verdict dismissed by PC, Instructions imposed	0	0
	Trial verdict reversed by PC, Final verdict Guilty	0	0
	Resolved by plea	0	9
	Plea set aside, Comm. Disc. B	0	0
	Plea set aside, Comm. Disc. A	0	0
	Plea set aside, Formalized Training	0	0
	Plea set aside, Instructions	0	0
	*Retained, with discipline	0	3
	Disciplinary Action Total	0	20
No Disciplinary Action	Not guilty after trial	0	6
	Trial verdict reversed by PC, Final verdict Not Guilty	0	0
	Plea set aside, Without discipline	0	0
	**Retained, without discipline	0	0
	Dismissed by APU	0	0
	SOL Expired in APU	0	0
	No Disciplinary Action Total	0	6
Not Adjudicated	Charges not filed	0	1
	Deceased	0	0
	Other	0	2
	***Previously adjudicated, with discipline	0	0
	***Previously adjudicated, without discipline	0	0
	†Reconsidered by CCRB Board	0	5
	Retired	0	0
	SOL Expired prior to APU	0	0
	Not Adjudicated Total	0	8
	Total Closures	0	34

*Retained cases are those in which the Department kept jurisdiction pursuant to Section 2 of the April 2, 2012 Memorandum of Understanding between the NYPD and the CCRB.

** When the Department keeps jurisdiction pursuant to Section 2 and does not impose any discipline on the officer, it is the equivalent of a category referred to as "Department Unable to Prosecute" (DUP). Cases are referred to as DUP when the department decides that it will not discipline an officer against whom the Board recommended discipline other than charges.

*** In some cases, the Department conducts its own investigation and prosecution prior to the completion of the CCRB's investigation. In those cases, the APU does not conduct a second prosecution.

† Under the Board's reconsideration process, an officer who has charges recommended as the penalty for a substantiated allegation may have the recommended penalty changed to something other than charges or have the disposition changed to something other than substantiated. In those cases, the APU ceases its prosecution.

NYPD Discipline

Under the New York City Charter, the Police Commissioner makes the final decision regarding discipline and the outcome of disciplinary trials.

The first chart reflects NYPD-imposed discipline for cases brought by the APU (Charges).

The chart on the following page reflects cases referred to the Police Commissioner where the Board recommended Command Discipline, Formalized Training or Instructions.

Figure 49: NYPD Discipline Imposed for Adjudicated APU Cases

Discipline*	September 2019	YTD 2019
Terminated	0	1
Suspension for or loss of vacation time of 31 or more days and/or Dismissal Probation	0	1
Suspension for or loss of vacation time of 21 to 30 days	0	1
Suspension for or loss of vacation time of 11 to 20 days	0	3
Suspension for or loss of vacation time of 1 to 10 days	0	11
Command Discipline B	0	0
Command Discipline A	0	2
Formalized Training**	0	0
Instructions***	0	1
Warned & Admonished/Reprimanded	0	0
Disciplinary Action† Total	0	20
No Disciplinary Action†	0	7
Adjudicated Total	0	27
Discipline Rate	0%	74%
Not Adjudicated† Total	0	8
Total Closures	0	35

*Where more than one penalty is imposed on a respondent, it is reported under the more severe penalty.

** Formalized training is conducted by the Police Academy, the NYPD Legal Bureau, or other NYPD Unit.

*** Instructions are conducted at the command level.

† The case closure types that define the "Disciplinary Action", "No Disciplinary Action" and "Not Adjudicated" categories are listed in Figure 43 on the previous page.

Figure 50: NYPD Discipline Imposed for Non-APU Cases

Disposition	Disposition Type*	September 2019	YTD 2019
Disciplinary Action	Terminated	0	0
	Suspension for or loss of vacation time of 31 or more days and/or Dismissal Probation	0	0
	Suspension for or loss of vacation time of 21 to 30 days	0	0
	Suspension for or loss of vacation time of 11 to 20 days	0	1
	Suspension for or loss of vacation time of 1 to 10 days	1	1
	Command Discipline B	0	7
	Command Discipline A	9	44
	Formalized Training**	6	68
	Instructions***	5	51
	Warned & admonished/Reprimanded	0	0
	Total	21	172
No Disciplinary Action	Filed ††	1	5
	SOL Expired	0	1
	Department Unable to Prosecute†††	5	33
	No Finding ††††	0	8
	Total	6	47
	Discipline Rate	78%	79%
	DUP Rate	19%	15%

*Where the respondent is found guilty of charges, and the penalty imposed would fall into more than one of the above listed categories, it is reported under the more severe penalty.

** Formalized training is conducted by the Police Academy, the NYPD Legal Bureau, or other NYPD Unit.

*** Instructions are conducted at the command level.

† Trial outcomes in non-APU cases typically involve MOS who turned down command discipline, prompting the police department to proceed with charges.

†† "Filed" is a term used when the police department is not required to take action against the subject officer because the officer has resigned or retired from the department, or has been terminated.

††† When the department decides that it will not discipline an officer against whom the Board recommended discipline other than charges, those cases are referred to as "Department Unable to Prosecute," or DUP.

†††† "No Finding" refers to cases which the department reports as "Administratively Closed."

Figure 51: NYPD Discipline Imposed for Allegations - Non-APU Cases (September 2019)

Board Disposition	FADO Type	Allegation	Precinct	Borough	NYPD Discipline
Substantiated (Command Discipline B)	F	Pepper spray	10	Manhattan	Command Discipline A
Substantiated (Command Discipline B)	F	Pepper spray	10	Manhattan	Command Discipline A
Substantiated (Command Discipline B)	F	Pepper spray	10	Manhattan	Command Discipline A
Substantiated (Command Discipline B)	F	Pepper spray	10	Manhattan	Command Discipline A
Substantiated (Command Lvl Instructions)	A	Refusal to process civilian complaint	25	Manhattan	Command Discipline A
Substantiated (Formalized Training)	A	Search (of person)	28	Manhattan	Formalized Training
Substantiated (Formalized Training)	A	Forcible Removal to Hospital	34	Manhattan	No Discipline
Substantiated (Formalized Training)	A	Forcible Removal to Hospital	34	Manhattan	No Discipline
Substantiated (Command Lvl Instructions)	D	Word	44	Bronx	Instructions
Substantiated (Command Discipline A)	A	Frisk	46	Bronx	Command Discipline A
Substantiated (Command Discipline A)	A	Frisk	46	Bronx	Formalized Training
Substantiated (Command Discipline A)	A	Refusal to provide name	46	Bronx	Command Discipline A
Substantiated (Command Discipline A)	A	Refusal to provide shield number	46	Bronx	Command Discipline A
Substantiated (Command Lvl Instructions)	A	Question	48	Bronx	Formalized Training
Substantiated (Command Discipline A)	A	Refusal to process civilian complaint	49	Bronx	Command Discipline A
Substantiated (Command Lvl Instructions)	A	Refusal to provide name	49	Bronx	Instructions
Substantiated (Command Discipline A)	A	Vehicle search	52	Bronx	Command Discipline A
Substantiated (Command Discipline A)	A	Frisk	52	Bronx	Command Discipline A
Substantiated (Command Discipline A)	A	Frisk	52	Bronx	Command Discipline A
Substantiated (Command Discipline A)	A	Vehicle search	63	Brooklyn	Command Discipline A
Substantiated (Command Discipline B)	A	Retaliatory summons	63	Brooklyn	Command Discipline A
Substantiated (Command Discipline A)	A	Retaliatory summons	63	Brooklyn	Command Discipline A
Substantiated (Command Discipline A)	A	Threat to damage/seize property	68	Brooklyn	No Discipline
Substantiated (Command Discipline A)	A	Interference with recording	68	Brooklyn	No Discipline
Substantiated (Command Discipline A)	A	Stop	69	Brooklyn	Formalized Training
Substantiated (Command Discipline A)	A	Stop	69	Brooklyn	Formalized Training
Substantiated (Command Discipline A)	A	Stop	69	Brooklyn	Formalized Training
Substantiated (Command Discipline A)	A	Refusal to provide name/shield number	70	Brooklyn	Command Discipline A
Substantiated (Command Discipline A)	D	Word	70	Brooklyn	Command Discipline A

Board Disposition	FADO Type	Allegation	Precinct	Borough	NYPD Discipline
Substantiated (Command Discipline A)	A	Refusal to provide shield number	70	Brooklyn	Command Discipline A
Substantiated (Command Discipline A)	F	Physical force	79	Brooklyn	Forfeit vacation
Substantiated (Command Discipline B)	A	Vehicle search	79	Brooklyn	Command Discipline A
Substantiated (Command Discipline B)	A	Threat to damage/seize property	79	Brooklyn	Command Discipline A
Substantiated (Command Discipline A)	A	Refusal to provide name/shield number	79	Brooklyn	Forfeit vacation
Substantiated (Formalized Training)	A	Question	79	Brooklyn	Formalized Training
Substantiated (Command Lvl Instructions)	D	Word	84	Brooklyn	Instructions
Substantiated (Formalized Training)	D	Word	102	Queens	Instructions
Substantiated (Formalized Training)	A	Search (of person)	105	Queens	Formalized Training
Substantiated (Command Discipline A)	D	Word	109	Queens	No Discipline
Substantiated (Command Discipline A)	E	Gender	109	Queens	No Discipline
Substantiated (Command Discipline B)	A	Refusal to obtain medical treatment	120	Staten Island	No Discipline
Substantiated (Command Lvl Instructions)	D	Word	123	Staten Island	Instructions

Figure 52: NYPD Discipline Imposed for Allegations - APU Adjudicated Cases (September 2019)

Board Disposition	FADO Type	Allegation	Precinct	Borough	NYPD Discipline
-------------------	-----------	------------	----------	---------	-----------------

Appendix

Over the years, the CCRB has made many types of data publicly available. In reorganizing the Monthly Report, we do not intend to remove any valuable information from the public domain. However, the Agency believes that some information is essential to place in the main body of the Monthly Report, while more granular charts and figures are better suited to the Appendix. We welcome you to contact the CCRB at www.nyc.gov or 212-912-7235 if you are having difficulty finding information on CCRB data that was formerly available.

Figure 53: CCRB Open Docket - Age of CCRB Cases Based On Incident Date

	September 2019		August 2019			
	Count	% of Total	Count	% of Total	Change	% Change
Cases 0-4 Months	1574	67.8%	1640	71.1%	-66	-4.0%
Cases 5-7 Months	379	16.3%	354	15.3%	25	7.1%
Cases 8 Months	104	4.5%	56	2.4%	48	85.7%
Cases 9 Months	46	2.0%	72	3.1%	-26	-36.1%
Cases 10 Months	61	2.6%	52	2.3%	9	17.3%
Cases 11 Months	42	1.8%	32	1.4%	10	31.3%
Cases 12 Months	29	1.2%	30	1.3%	-1	-3.3%
Cases 13 Months	26	1.1%	20	0.9%	6	30.0%
Cases 14 Months	17	0.7%	11	0.5%	6	54.5%
Cases 15 Months	10	0.4%	5	0.2%	5	100.0%
Cases 16 Months	3	0.1%	8	0.3%	-5	-62.5%
Cases 17 Months	3	0.1%	1	0.0%	2	200.0%
Cases 18 Months	1	0.0%	2	0.1%	-1	-50.0%
Cases Over 18 Months	26	1.1%	24	1.0%	2	8.3%
NA	0	0.0%	0	0.0%	0	NA
Total	2321	100.0%	2307	100.0%	14	0.6%

Figure 54: CCRB Open Docket - Age of CCRB Cases Based On CCRB Received Date

	September 2019		August 2019			
	Count	% of Total	Count	% of Total	Change	% Change
Cases 0-4 Months	1722	74.2%	1769	76.7%	-47	-2.7%
Cases 5-7 Months	338	14.6%	315	13.7%	23	7.3%
Cases 8 Months	73	3.1%	55	2.4%	18	32.7%
Cases 9 Months	46	2.0%	63	2.7%	-17	-27.0%
Cases 10 Months	52	2.2%	34	1.5%	18	52.9%
Cases 11 Months	29	1.2%	25	1.1%	4	16.0%
Cases 12 Months	21	0.9%	13	0.6%	8	61.5%
Cases 13 Months	12	0.5%	10	0.4%	2	20.0%
Cases 14 Months	9	0.4%	5	0.2%	4	80.0%
Cases 15 Months	5	0.2%	5	0.2%	0	0.0%
Cases 16 Months	2	0.1%	1	0.0%	1	100.0%
Cases 17 Months	0	0.0%	1	0.0%	-1	NA
Cases 18 Months	1	0.0%	1	0.0%	0	0.0%
Cases Over 18 Months	11	0.5%	10	0.4%	1	10.0%
NA	0	0.0%	0	0.0%	0	NA
Total	2321	100.0%	2307	100.0%	14	0.6%

Figure 55: CCRB Investigations Docket - Age of CCRB Cases Based On Incident Date

	September 2019		August 2019			
	Count	% of Total	Count	% of Total	Change	% Change
Cases 0-4 Months	853	65.8%	935	70.1%	-82	-8.8%
Cases 5-7 Months	225	17.3%	213	16.0%	12	5.6%
Cases 8 Months	61	4.7%	40	3.0%	21	52.5%
Cases 9 Months	35	2.7%	37	2.8%	-2	-5.4%
Cases 10 Months	30	2.3%	28	2.1%	2	7.1%
Cases 11 Months	24	1.9%	22	1.7%	2	9.1%
Cases 12 Months	21	1.6%	16	1.2%	5	31.3%
Cases 13 Months	12	0.9%	12	0.9%	0	0.0%
Cases 14 Months	10	0.8%	5	0.4%	5	100.0%
Cases 15 Months	4	0.3%	1	0.1%	3	300.0%
Cases 16 Months	1	0.1%	4	0.3%	-3	-75.0%
Cases 17 Months	1	0.1%	0	0.0%	1	NA
Cases 18 Months	1	0.1%	1	0.1%	0	0.0%
Cases Over 18 Months	19	1.5%	19	1.4%	0	0.0%
NA	0	0.0%	0	0.0%	0	NA
Total	1297	100.0%	1333	100.0%	-36	-2.7%

Figure 56: CCRB DA Hold Docket - Age of CCRB Cases Based On Incident Date

	September 2019	
	Count	% of Total
Cases 0-4 Months	0	0.0%
Cases 5-7 Months	1	20.0%
Cases 8 Months	1	20.0%
Cases 9 Months	1	20.0%
Cases 10 Months	0	0.0%
Cases 11 Months	1	20.0%
Cases 12 Months	0	0.0%
Cases 13 Months	1	20.0%
Cases 14 Months	0	0.0%
Cases 15 Months	0	0.0%
Cases 16 Months	0	0.0%
Cases 17 Months	0	0.0%
Cases 18 Months	0	0.0%
Cases Over 18 Months	0	0.0%
NA	0	0.0%
Total	5	100.0%

Figure 57: Disposition of Force Allegations (YTD 2019)

Force Allegation	Substantiated		Exonerated		Unsubstantiated		Unfounded		Officer Unidentified		Miscellaneous	
	Count	%	Count	%	Count	%	Count	%	Count	%	Count	%
Gun Pointed	3	5.8%	33	63.5%	8	15.4%	5	9.6%	3	5.8%	0	0%
Gun fired	2	25%	4	50%	1	12.5%	1	12.5%	0	0%	0	0%
Nightstick as club (incl asp & baton)	0	0%	5	45.5%	2	18.2%	3	27.3%	1	9.1%	0	0%
Gun as club	0	0.0%	0	0.0%	0	0.0%	0	0.0%	0	0.0%	0	0.0%
Radio as club	0	0%	0	0%	2	50%	1	25%	1	25%	0	0%
Flashlight as club	0	0%	0	0%	0	0%	0	0%	1	100%	0	0%
Police shield	0	0%	0	0%	4	80%	1	20%	0	0%	0	0%
Vehicle	0	0%	0	0%	2	40%	3	60%	0	0%	0	0%
Other blunt instrument as a club	0	0%	0	0%	2	20%	6	60%	2	20%	0	0%
Hit against inanimate object	1	3.4%	9	31%	11	37.9%	5	17.2%	2	6.9%	1	3.4%
Chokehold	9	17.6%	0	0%	21	41.2%	13	25.5%	8	15.7%	0	0%
Pepper spray	2	16.7%	5	41.7%	2	16.7%	1	8.3%	2	16.7%	0	0%
Physical force	42	5.3%	360	45.7%	219	27.8%	99	12.6%	66	8.4%	2	0.3%
Handcuffs too tight	0	0%	0	0%	10	100%	0	0%	0	0%	0	0%
Nonlethal restraining device	18	35.3%	21	41.2%	6	11.8%	5	9.8%	1	2%	0	0%
Animal	0	0.0%	0	0.0%	0	0.0%	0	0.0%	0	0.0%	0	0.0%
Other	0	0%	2	15.4%	7	53.8%	2	15.4%	2	15.4%	0	0%
Restricted Breathing	4	7.8%	0	0%	25	49%	12	23.5%	9	17.6%	1	2%
Total	81	7.4%	439	39.9%	322	29.2%	157	14.3%	98	8.9%	4	0.4%

Figure 58: Disposition of Abuse of Authority Allegations (YTD 2019)

Abuse of Authority Allegation	Substantiated		Exonerated		Unsubstantiated		Unfounded		Officer Unidentified		Miscellaneous	
	Count	%	Count	%	Count	%	Count	%	Count	%	Count	%
Gun Drawn	1	4.2%	12	50%	6	25%	4	16.7%	1	4.2%	0	0%
Entry of Premises	21	6%	266	75.8%	55	15.7%	3	0.9%	6	1.7%	0	0%
Strip-searched	9	22%	4	9.8%	20	48.8%	4	9.8%	4	9.8%	0	0%
Vehicle stop	4	2.3%	98	57%	46	26.7%	0	0%	24	14%	0	0%
Vehicle search	16	10.3%	69	44.2%	51	32.7%	3	1.9%	17	10.9%	0	0%
Premises entered and/or searched	0	0%	5	83.3%	0	0%	0	0%	1	16.7%	0	0%
Threat of summons	5	14.7%	14	41.2%	10	29.4%	1	2.9%	4	11.8%	0	0%
Threat of arrest	20	5.9%	159	47%	111	32.8%	20	5.9%	28	8.3%	0	0%
Threat to notify ACS	1	5.9%	11	64.7%	5	29.4%	0	0%	0	0%	0	0%
Threat of force (verbal or physical)	14	10%	37	26.4%	51	36.4%	22	15.7%	15	10.7%	1	0.7%
Threat to damage/seize property	5	10.9%	18	39.1%	18	39.1%	0	0%	5	10.9%	0	0%
Property damaged	8	10.1%	11	13.9%	30	38%	8	10.1%	21	26.6%	1	1.3%
Refusal to process civilian complaint	20	27.4%	2	2.7%	36	49.3%	2	2.7%	13	17.8%	0	0%
Refusal to provide name/shield number	9	15%	0	0%	38	63.3%	9	15%	4	6.7%	0	0%
Retaliatory arrest	9	81.8%	0	0%	2	18.2%	0	0%	0	0%	0	0%
Retaliatory summons	8	88.9%	1	11.1%	0	0%	0	0%	0	0%	0	0%
Refusal to obtain medical treatment	12	20%	1	1.7%	23	38.3%	18	30%	6	10%	0	0%
Improper dissemination of medical info	0	0.0%	0	0.0%	0	0.0%	0	0.0%	0	0.0%	0	0.0%
Other	10	21.3%	20	42.6%	14	29.8%	1	2.1%	2	4.3%	0	0%
Seizure of property	13	25.5%	25	49%	7	13.7%	2	3.9%	4	7.8%	0	0%
Refusal to show search warrant	2	5.7%	2	5.7%	19	54.3%	5	14.3%	7	20%	0	0%
Frisk	40	20%	71	35.5%	58	29%	10	5%	21	10.5%	0	0%
Search (of person)	22	11.8%	64	34.2%	79	42.2%	3	1.6%	19	10.2%	0	0%
Stop	38	17.1%	98	44.1%	61	27.5%	9	4.1%	16	7.2%	0	0%
Question	10	12.7%	35	44.3%	21	26.6%	1	1.3%	12	15.2%	0	0%
Refusal to show arrest warrant	0	0%	1	50%	1	50%	0	0%	0	0%	0	0%
Interference with recording	9	15.5%	14	24.1%	17	29.3%	11	19%	7	12.1%	0	0%
Search of recording device	3	15%	0	0%	8	40%	3	15%	6	30%	0	0%
Electronic device information deletion	1	11.1%	0	0%	3	33.3%	1	11.1%	4	44.4%	0	0%

Forcible Removal to Hospital	9	4.9%	158	86.3%	10	5.5%	5	2.7%	1	0.5%	0	0%
Threat re: removal to hospital	2	13.3%	4	26.7%	7	46.7%	0	0%	2	13.3%	0	0%
Threat re: immigration status	1	100%	0	0%	0	0%	0	0%	0	0%	0	0%
Disseminated immigration status	0	0.0%	0	0.0%	0	0.0%	0	0.0%	0	0.0%	0	0.0%
Questioned immigration status	0	0%	0	0%	0	0%	0	0%	1	100%	0	0%
Search of Premises	9	5.1%	126	71.6%	28	15.9%	5	2.8%	8	4.5%	0	0%
Sex Miscon (Sexual Harassment, Verbal)	3	21.4%	0	0%	6	42.9%	2	14.3%	3	21.4%	0	0%
Sex Miscon (Sexual Harassment, Gesture)	0	0%	0	0%	4	80%	0	0%	1	20%	0	0%
Sexual Misconduct (Sexual Humiliation)	8	53.3%	0	0%	2	13.3%	3	20%	2	13.3%	0	0%
Sex Miscon (Sexual/Romantic Proposition)	1	20%	0	0%	4	80%	0	0%	0	0%	0	0%
Sex Miscon (Sexually Motivated Arrest)	0	0.0%	0	0.0%	0	0.0%	0	0.0%	0	0.0%	0	0.0%
Sex Miscon (Sexually Motivated Stop)	0	0.0%	0	0.0%	0	0.0%	0	0.0%	0	0.0%	0	0.0%
Sex Miscon (Sexually Motivated Frisk)	0	0.0%	0	0.0%	0	0.0%	0	0.0%	0	0.0%	0	0.0%
Sex Miscon (Sexually Motivated Search)	0	0.0%	0	0.0%	0	0.0%	0	0.0%	0	0.0%	0	0.0%
Sex Miscon (Sexually Motiv Strip-Search)	0	0.0%	0	0.0%	0	0.0%	0	0.0%	0	0.0%	0	0.0%
Sex Miscon (Sexually Motiv Vehicle Stop)	0	0.0%	0	0.0%	0	0.0%	0	0.0%	0	0.0%	0	0.0%
Sex Miscon (Sexually Motiv Photo/Video)	0	0.0%	0	0.0%	0	0.0%	0	0.0%	0	0.0%	0	0.0%
Sex Miscon (Sexually Motivated Summons)	0	0.0%	0	0.0%	0	0.0%	0	0.0%	0	0.0%	0	0.0%
Photography/Videography	2	10%	4	20%	8	40%	1	5%	5	25%	0	0%
Body Cavity Searches	1	33.3%	0	0%	1	33.3%	0	0%	1	33.3%	0	0%
Refusal to provide name	10	6.2%	1	0.6%	107	66.5%	21	13%	22	13.7%	0	0%
Refusal to provide shield number	12	7.4%	3	1.8%	110	67.5%	17	10.4%	21	12.9%	0	0%
Failure to provide RTKA card	22	39.3%	6	10.7%	24	42.9%	1	1.8%	3	5.4%	0	0%
Failed to Obtain Language Interpretation	0	0.0%	0	0.0%	0	0.0%	0	0.0%	0	0.0%	0	0.0%
Total	390	11.7%	1340	40.1%	1101	32.9%	195	5.8%	317	9.5%	2	0.1%

Figure 59: Disposition of Discourtesy Allegations (YTD 2019)

Discourtesy Allegation	Substantiated		Exonerated		Unsubstantiated		Unfounded		Officer Unidentified		Miscellaneous	
	Count	%	Count	%	Count	%	Count	%	Count	%	Count	%
Word	121	20.9%	53	9.2%	245	42.4%	69	11.9%	89	15.4%	1	0.2%
Gesture	1	8.3%	0	0%	9	75%	0	0%	2	16.7%	0	0%
Demeanor/tone	0	0.0%	0	0.0%	0	0.0%	0	0.0%	0	0.0%	0	0.0%
Action	11	15.9%	3	4.3%	40	58%	7	10.1%	7	10.1%	1	1.4%
Other	0	0.0%	0	0.0%	0	0.0%	0	0.0%	0	0.0%	0	0.0%
Total	133	20.2%	56	8.5%	294	44.6%	76	11.5%	98	14.9%	2	0.3%

Figure 60: Disposition of Offensive Language Allegations (YTD 2019)

Offensive Language Allegation	Substantiated		Exonerated		Unsubstantiated		Unfounded		Officer Unidentified		Miscellaneous	
	Count	%	Count	%	Count	%	Count	%	Count	%	Count	%
Race	2	4.5%	0	0%	24	54.5%	11	25%	7	15.9%	0	0%
Ethnicity	1	8.3%	0	0%	9	75%	2	16.7%	0	0%	0	0%
Religion	0	0%	0	0%	1	50%	0	0%	1	50%	0	0%
Sexual orientation	0	0%	0	0%	7	46.7%	2	13.3%	6	40%	0	0%
Physical disability	0	0%	0	0%	6	100%	0	0%	0	0%	0	0%
Other	4	19%	1	4.8%	12	57.1%	1	4.8%	3	14.3%	0	0%
Gender Identity	0	0%	0	0%	4	57.1%	0	0%	3	42.9%	0	0%
Gender	3	18.8%	0	0%	8	50%	3	18.8%	2	12.5%	0	0%
Total	10	8.1%	1	0.8%	71	57.7%	19	15.4%	22	17.9%	0	0%

Figure 61: Administrative Prosecutions Unit Open Docket (September 2019)

Case Stage	Cases	Percent
Case Off Calendar - Subsequent Appearance Pending	0	0%
Trial commenced	0	0%
Awaiting filing of charges	7	7%
Charges filed, awaiting service	26	27%
Charges served, CORD/SoEH/DCS pending	40	41%
Charges served, Conference Date Requested	1	1%
Calendared for court appearance	4	4%
Trial scheduled	19	19%
Plea agreed - paperwork pending	1	1%
Total	98	100%

CORD is the CO's Report on MOS facing discipline.
SoEH is the Summary of Employment History.
DCS is the Disciplinary Cover Sheet.

Figure 62: Administrative Prosecutions Unit Cases Awaiting Final Disposition (September 2019)

Case Stage	Cases	Percent
Disposition modified, awaiting final disp.	0	0%
Plea filed - awaiting approval by PC	11	42%
Verdict rendered - awaiting approval by PC	9	35%
Verdict rendered - Fogel response due	3	12%
Trial completed, awaiting verdict	3	12%
Total	26	100%

A Fogel response is a letter to the Trial Commissioner with comments from the CCRB on the Trial Commissioner's report and recommendation.

Figure 63: Officers With CCRB Complaints Closed in 2019 by Command

Patrol Services Bureau	Substantiated MOS Sep 2019	Substantiated MOS YTD 2019	Total MOS Sep 2019	Total MOS YTD 2019
Patrol Borough Manhattan South Total	1	19	25	265
Patrol Borough Manhattan North Total	1	39	43	423
Patrol Borough Bronx Total	10	87	69	802
Patrol Borough Brooklyn South Total	5	59	56	512
Patrol Borough Brooklyn North Total	12	65	45	571
Patrol Borough Queens South Total	4	32	32	426
Patrol Borough Queens North Total	0	12	19	250
Patrol Borough Staten Island Total	0	8	11	201
Special Operations Division Total	0	3	4	39
Other Patrol Services Bureau Commands Total	0	0	0	4
Total	33	324	304	3493
Other Bureaus				
Traffic Control Division Total	0	1	5	56
Transit Bureau Total	0	15	11	169
Housing Bureau Total	1	16	32	236
Organized Crime Control Bureau Total	0	8	7	126
Detective Bureau Total	2	8	8	138
Other Bureaus Total	0	8	7	112
Total	3	56	70	837
Other Commands				
Deputy Commissioners and Miscellaneous Commands Total	0	1	3	39
Undetermined	2	5	9	64
Total	38	386	386	4433

Table shows MOS command as recorded at the time of complaint.

Figure 64A: Officers With CCRB Complaints Closed in 2019 by Command - Patrol Borough Manhattan South

Manhattan South	Substantiated MOS Sep 2019	Substantiated MOS YTD 2019	Total MOS Sep 2019	Total MOS YTD 2019
001 Precinct	0	2	6	27
005 Precinct	0	4	4	23
006 Precinct	0	1	1	30
007 Precinct	0	1	0	20
009 Precinct	0	1	2	26
010 Precinct	0	0	1	13
013 Precinct	0	0	1	20
Midtown South Precinct	0	0	2	33
017 Precinct	0	0	0	9
Midtown North Precinct	1	6	6	41
Precincts Total	1	15	23	242
Patrol Borough Manhattan South Task Force	0	0	0	3
Patrol Borough Manhattan South HQ	0	4	2	18
Patrol Borough Manhattan South Anti-Crime Unit	0	0	0	2
Patrol Borough Manhattan South Total	1	19	25	265

Table shows MOS command as recorded at the time of complaint.

Figure 64B: Officers With CCRB Complaints Closed in 2019 by Command - Patrol Borough Manhattan North

Manhattan North	Substantiated MOS Sep 2019	Substantiated MOS YTD 2019	Total MOS Sep 2019	Total MOS YTD 2019
019 Precinct	0	2	2	23
020 Precinct	0	1	5	23
023 Precinct	0	2	1	29
024 Precinct	0	1	2	27
025 Precinct	0	3	9	53
026 Precinct	1	1	1	15
Central Park Precinct	0	2	1	8
028 Precinct	0	5	10	48
030 Precinct	0	2	0	20
032 Precinct	0	2	7	52
033 Precinct	0	7	1	39
034 Precinct	0	9	4	71
Precincts Total	1	37	43	408
Patrol Borough Manhattan North Task Force	0	0	0	0
Patrol Borough Manhattan North HQ	0	0	0	3
Patrol Borough Manhattan North Anti-Crime Unit	0	2	0	12
Manhattan North Impact Response Team	0	0	0	0
Patrol Borough Manhattan North Total	1	39	43	423

Table shows MOS command as recorded at the time of complaint.

Figure 64C: Officers With CCRB Complaints Closed in 2019 by Command - Patrol Borough Bronx

Bronx	Substantiated MOS Sep 2019	Substantiated MOS YTD 2019	Total MOS Sep 2019	Total MOS YTD 2019
040 Precinct	0	4	2	55
041 Precinct	0	3	3	49
042 Precinct	0	6	6	69
043 Precinct	0	8	3	53
044 Precinct	4	24	11	119
045 Precinct	1	1	3	23
046 Precinct	1	13	8	108
047 Precinct	2	7	14	87
048 Precinct	0	5	1	57
049 Precinct	0	3	3	57
050 Precinct	0	3	1	18
052 Precinct	2	8	10	78
Precincts Total	10	85	65	773
Patrol Borough Bronx Task Force	0	1	1	8
Patrol Borough Bronx HQ	0	1	0	11
Patrol Borough Bronx Anti-Crime Unit	0	0	3	10
Bronx Impact Response Team	0	0	0	0
Patrol Borough Bronx Total	10	87	69	802

Table shows MOS command as recorded at the time of complaint.

Figure 64D: Officers With CCRB Complaints Closed in 2019 by Command - Patrol Borough Brooklyn South

Brooklyn South	Substantiated MOS Sep 2019	Substantiated MOS YTD 2019	Total MOS Sep 2019	Total MOS YTD 2019
060 Precinct	0	4	1	33
061 Precinct	0	0	2	36
062 Precinct	0	2	2	21
063 Precinct	0	7	1	36
066 Precinct	0	0	0	10
067 Precinct	3	5	7	88
068 Precinct	0	5	5	25
069 Precinct	1	9	7	43
070 Precinct	0	7	8	58
071 Precinct	0	8	2	59
072 Precinct	0	0	3	35
076 Precinct	0	1	10	24
078 Precinct	0	3	3	24
Precincts Total	4	51	51	492
Patrol Borough Brooklyn South Task Force	0	1	0	2
Patrol Borough Brooklyn South HQ	0	0	0	1
Patrol Borough Brooklyn South Anti-Crime Unit	1	7	5	17
Brooklyn South Impact Response Team	0	0	0	0
Patrol Borough Brooklyn South Total	5	59	56	512

Table shows MOS command as recorded at the time of complaint.

Figure 64E: Officers With CCRB Complaints Closed in 2019 by Command - Patrol Borough Brooklyn North

Brooklyn North	Substantiated MOS Sep 2019	Substantiated MOS YTD 2019	Total MOS Sep 2019	Total MOS YTD 2019
073 Precinct	0	4	0	68
075 Precinct	2	9	8	105
077 Precinct	0	4	2	69
079 Precinct	0	16	9	80
081 Precinct	2	3	5	47
083 Precinct	2	9	5	62
084 Precinct	0	2	2	31
088 Precinct	0	4	1	29
090 Precinct	6	13	11	63
094 Precinct	0	0	2	12
Precincts Total	12	64	45	566
Patrol Borough Brooklyn North Task Force	0	0	0	0
Patrol Borough Brooklyn North HQ	0	0	0	2
Patrol Borough Brooklyn North Anti-Crime Unit	0	1	0	3
Brooklyn North Impact Response Team	0	0	0	0
Patrol Borough Brooklyn North Total	12	65	45	571

Table shows MOS command as recorded at the time of complaint.

Figure 64F: Officers With CCRB Complaints Closed in 2019 by Command - Patrol Borough Queens South

Queens South	Substantiated MOS Sep 2019	Substantiated MOS YTD 2019	Total MOS Sep 2019	Total MOS YTD 2019
100 Precinct	0	0	0	29
101 Precinct	0	5	3	59
102 Precinct	1	8	1	46
103 Precinct	0	4	1	66
105 Precinct	1	7	4	74
106 Precinct	0	2	4	31
107 Precinct	0	1	2	21
113 Precinct	2	5	16	93
Precincts Total	4	32	31	419
Patrol Borough Queens South Task Force	0	0	1	6
Patrol Borough Queens South HQ	0	0	0	0
Patrol Borough Queens South Anti-Crime Unit	0	0	0	1
Queens South Impact Response Team	0	0	0	0
Patrol Borough Queens South Total	4	32	32	426

Table shows MOS command as recorded at the time of complaint.

Figure 64G: Officers With CCRB Complaints Closed in 2019 by Command - Patrol Borough Queens North

Queens North	Substantiated MOS Sep 2019	Substantiated MOS YTD 2019	Total MOS Sep 2019	Total MOS YTD 2019
104 Precinct	0	2	3	52
108 Precinct	0	2	1	22
109 Precinct	0	2	6	32
110 Precinct	0	1	5	22
111 Precinct	0	3	0	19
112 Precinct	0	0	1	14
114 Precinct	0	2	1	58
115 Precinct	0	0	2	26
Precincts Total	0	12	19	245
Patrol Borough Queens North Task Force	0	0	0	0
Patrol Borough Queens North HQ	0	0	0	2
Patrol Borough Queens North Anti-Crime Unit	0	0	0	3
Patrol Borough Queens North Total	0	12	19	250

Table shows MOS command as recorded at the time of complaint.

Figure 64H: Officers With CCRB Complaints Closed in 2019 by Command - Patrol Borough Staten Island

Staten Island	Substantiated MOS Sep 2019	Substantiated MOS YTD 2019	Total MOS Sep 2019	Total MOS YTD 2019
120 Precinct	0	2	7	88
122 Precinct	0	0	0	31
123 Precinct	0	3	2	35
121 Precinct	0	2	2	29
Precincts Total	0	7	11	183
Patrol Borough Staten Island Task Force	0	1	0	10
Patrol Borough Staten Island HQ	0	0	0	3
Patrol Borough Staten Island Anti-Crime Unit	0	0	0	3
Staten Island Housing Unit	0	0	0	0
Staten Island Court Section	0	0	0	2
Staten Island Impact Response Team	0	0	0	0
Patrol Borough Staten Island Total	0	8	11	201

Table shows MOS command as recorded at the time of complaint.

Figure 64I: Officers With CCRB Complaints Closed in 2019 by Command - Special Operations Division

Special Operations	Substantiated MOS Sep 2019	Substantiated MOS YTD 2019	Total MOS Sep 2019	Total MOS YTD 2019
Emergency Services Unit and Squads 1-10	0	1	0	29
Harbor Unit	0	0	0	1
Aviation Unit	0	0	0	0
Canine Team	0	0	0	0
Mounted Unit	0	0	0	0
2 SOD Strategic Response Group	0	2	4	9
Special Operations Division Headquarters	0	0	0	0
Special Operations Division Total	0	3	4	39

Table shows MOS command as recorded at the time of complaint.

Figure 64J: Officers With CCRB Complaints Closed in 2019 by Command - Other Patrol Services Bureau Commands

Other Patrol Services Bureau Commands	Substantiated MOS Sep 2019	Substantiated MOS YTD 2019	Total MOS Sep 2019	Total MOS YTD 2019
Chiefs Office	0	0	0	4
Special Operations Division Taxi Unit	0	0	0	0
Other Patrol Services Bureau Commands Total	0	0	0	4

Table shows MOS command as recorded at the time of complaint.

Figure 64K: Officers With CCRB Complaints Closed in 2019 by Command - Traffic Control Division

Traffic Control Division	Substantiated MOS Sep 2019	Substantiated MOS YTD 2019	Total MOS Sep 2019	Total MOS YTD 2019
Traffic Control Division - Headquarters Command	0	0	0	1
Manhattan Traffic Task Force	0	0	2	29
Brooklyn Traffic Task Force	0	0	0	0
Bronx Traffic Task Force	0	0	0	0
Queens Traffic Task Force	0	0	0	0
Surface Transportation Enforcement Division (STED)	0	0	0	1
Bus Unit	0	0	1	3
Traffic Control Parking Enforcement District	0	0	0	0
Traffic Control Tow Units	0	0	0	0
Traffic Control Summons Enforcement	0	0	0	0
Traffic Command Intersection Control	0	0	0	0
Traffic Control Intelligence Unit	0	0	0	0
Highway District	0	0	0	0
Highway Unit #1	0	0	0	7
Highway Unit #2	0	0	0	4
Highway Unit #3	0	1	2	10
Highway Unit #4	0	0	0	0
Highway Unit #5	0	0	0	1
Highway Safety Enforcement Unit	0	0	0	0
Movie and TV Unit	0	0	0	0
Traffic Control Division Total	0	1	5	56

Table shows MOS command as recorded at the time of complaint.

Figure 64L: Officers With CCRB Complaints Closed in 2019 by Command - Transit Bureau

Transit Bureau	Substantiated MOS Sep 2019	Substantiated MOS YTD 2019	Total MOS Sep 2019	Total MOS YTD 2019
Transit Bureau Headquarters	0	0	0	0
Transit Bureau Authority Liaison	0	0	0	0
Transit Bureau Inspections	0	0	0	0
Transit Bureau Spec. Invest. Unit	0	0	0	0
Transit Bureau Crime Analysis	0	0	0	0
Transit Bureau Patrol Operations	0	0	0	0
Transit Bureau Manhattan	0	0	0	0
Transit Bureau Bronx	0	0	0	0
Transit Bureau Queens	0	0	0	0
Transit Bureau Brooklyn	0	0	0	0
TB DT01	0	5	0	22
TB DT02	0	0	2	16
TB DT03	0	4	1	17
TB DT04	0	1	1	18
TB DT11	0	0	1	6
TB DT12	0	2	0	12
TB DT20	0	1	0	4
TB DT23	0	0	0	3
TB DT30	0	2	0	13
TB DT32	0	0	2	8
TB DT33	0	0	3	14
TB DT34	0	0	0	4
Transit Bureau Manhattan Task Force	0	0	1	8
Transit Bureau Bronx Task Force	0	0	0	1
Transit Bureau Queens Task Force	0	0	0	0
Transit Bureau Brooklyn Task Force	0	0	0	1
Transit Bureau Homeless Outreach Unit	0	0	0	1
Transit Division Canine Unit	0	0	0	0
Transit Bureau Vandal Unit	0	0	0	0
Transit Bureau Special Operations Unit	0	0	0	2
TB Anti-Terrorism	0	0	0	19
Transportation Bureau and Transit Other Commands	0	0	0	0
Transit Bureau Total	0	15	11	169

Table shows MOS command as recorded at the time of complaint.

Figure 64M: Officers With CCRB Complaints Closed in 2019 by Command - Housing Bureau

Housing Bureau	Substantiated MOS Sep 2019	Substantiated MOS YTD 2019	Total MOS Sep 2019	Total MOS YTD 2019
Housing Bureau (Office of the Chief Command Center)	0	0	0	0
Housing Bureau Special Operations Section	0	0	0	0
PSA 1	0	3	5	29
PSA 2	0	1	4	24
PSA 3	0	1	2	9
PSA 4	0	5	5	49
PSA 5	0	0	4	27
PSA 6	0	2	0	19
PSA 7	0	1	2	17
PSA 8	0	0	5	20
PSA 9	1	2	4	26
Housing Bureau Brooklyn/Staten Island	0	0	0	0
Housing Bureau Manhattan	0	0	0	2
Housing Bureau Bronx/Queens	0	0	0	0
Housing Bureau Investigations	0	0	0	0
Housing Bureau Elevator Vandalism Unit	0	0	0	0
Housing Bureau Operations and Misc. Commands	0	0	0	0
Housing Bureau Total	1	16	32	236
Housing Borough Brooklyn Impact Response Team	0	0	0	10
Housing Borough Manhattan Impact Response Team	0	1	0	2
Housing Borough Bronx/Queens Impact Response Team	0	0	1	2
Housing Bureau Total	1	16	32	236

Table shows MOS command as recorded at the time of complaint.

Figure 64N: Officers With CCRB Complaints Closed in 2019 by Command - Organized Crime Control Bureau

Organized Crime Control Bureau	Substantiated MOS Sep 2019	Substantiated MOS YTD 2019	Total MOS Sep 2019	Total MOS YTD 2019
Queens Narcotics	0	1	0	17
Manhattan North Narcotics	0	3	1	15
Manhattan South Narcotics	0	0	0	8
Bronx Narcotics	0	1	0	18
Staten Island Narcotics	0	2	0	10
Brooklyn North Narcotics	0	0	5	35
Brooklyn South Narcotics	0	0	1	7
Narcotics Headquarters	0	0	0	0
Auto Crime Division	0	0	0	7
Vice Enforcement Division	0	0	0	0
Drug Enforcement Task Force	0	0	0	1
Organized Crime Headquarters	0	1	0	8
Organized Crime Control Bureau Total	0	8	7	126

Table shows MOS command as recorded at the time of complaint.

Figure 640: Officers With CCRB Complaints Closed in 2019 by Command - Detective Bureau

Detective Bureau	Substantiated MOS Sep 2019	Substantiated MOS YTD 2019	Total MOS Sep 2019	Total MOS YTD 2019
Detective Bureau Headquarters	0	0	0	2
Central Investigation and Resource Division	0	0	0	2
Special Investigations Division	0	0	0	4
Special Victims Division	0	0	0	4
Forensic Investigations Division	0	0	0	1
Fugitive Enforcement Division	0	0	0	0
Gang Division	2	2	3	11
Detective Borough Bronx	0	1	0	26
Detective Borough Manhattan	0	3	1	32
Detective Borough Brooklyn	0	1	3	23
Detective Borough Queens	0	0	1	30
Detective Borough Staten Island	0	1	0	3
DB Queens North Operations	0	0	0	0
DB Queens South Operations	0	0	0	0
Detective Bureau Total	2	8	8	138

Table shows MOS command as recorded at the time of complaint.

Figure 64P: Officers With CCRB Complaints Closed in 2019 by Command - Other Bureaus

Other Bureaus	Substantiated MOS Sep 2019	Substantiated MOS YTD 2019	Total MOS Sep 2019	Total MOS YTD 2019
Internal Affairs Bureau				
Internal Affairs Bureau	0	0	0	3
Criminal Justice Bureau				
Court Division	0	7	6	104
Court Bureau	0	0	0	0
Court LMSI	0	0	0	0
Court Unit	0	0	0	0
Criminal Justice Headquarters	0	0	1	1
Support Services Bureau				
Property Clerk Division	0	0	0	1
Fleet Services	0	0	0	0
Central Records Division	0	0	0	0
Personnel Bureau				
Applicant Processing Division	0	0	0	1
Health Services	0	0	0	0
Personnel Bureau Headquarters	0	1	0	2
Other Bureaus Total	0	8	7	112

Table shows MOS command as recorded at the time of complaint.

Figure 64Q: Officers With CCRB Complaints Closed in 2019 by Command - Deputy Commissioners and Miscellaneous Commands

Deputy Commissioners and Miscellaneous Commands	Substantiated MOS Sep 2019	Substantiated MOS YTD 2019	Total MOS Sep 2019	Total MOS YTD 2019
Deputy Commissioner Legal Matters - License Division	0	0	0	0
Deputy Commissioner Legal Matters - Legal Bureau	0	0	0	0
DC Training	0	0	0	0
Deputy Commissioner Training - Police Academy	0	0	0	0
Deputy Commissioner Training - Police Academy Training	0	0	0	5
Deputy Commissioner Training - In-service Training Section	0	0	0	2
Deputy Commissioner Management and Budget	0	0	0	1
Police Commissioner Office	0	0	0	0
Community Affairs Division	0	0	0	0
Chief of Community Affairs	0	0	2	2
Community Affairs Juvenile Section	0	0	0	0
School Safety Bronx/Manhattan	0	0	0	3
School Safety Queens/Brooklyn	0	0	0	1
Office of Equal Employment	0	0	0	1
Deputy Commissioner Operations	0	0	0	0
DC Operations Financial Mgmt.	0	0	0	0
Intelligence Division	0	1	1	20
Chief of Department	0	0	0	1
Department Advocate	0	0	0	0
Deputy Commissioner Public Information	0	0	0	0
Crime Prevention	0	0	0	0
First Deputy Commissioner	0	0	0	0
Office of Management, Analysis and Planning	0	0	0	0
Quality Assurance Division	0	0	0	0
Deputy Commissioner Counterterrorism	0	0	0	2
Chief of Department Evaluation Section	0	0	0	1
Deputy Commissioners and Miscellaneous Commands Total	0	1	3	39

Table shows MOS command as recorded at the time of complaint.