

**DAILY REPORT**

6/24/2021

(Data from Wednesday, June 23, 2021)

SINGLE ADULTS	
Drop-in Center Clients Served	319
Drop-in Center Overnight Census	110
Faith Bed Census	22
Outreach Contacts	259
Outreach Placements	12
Safe Haven Utilization	1039
Veterans In Short-term Housing	193
Criminal Justice Short-term Housing	103

(5 of 6 sites reported)  
 (5 of 6 sites reported)  
 (5 of 6 sites reported)

FAMILY INTAKE	
Families Requesting Temporary Housing at PATH	121
Adult Families Requesting Temporary Housing at AFIC	16
Families Placed in Overnight Accommodations	0
Families w/children at PATH Overnight (pre 10PM)	0

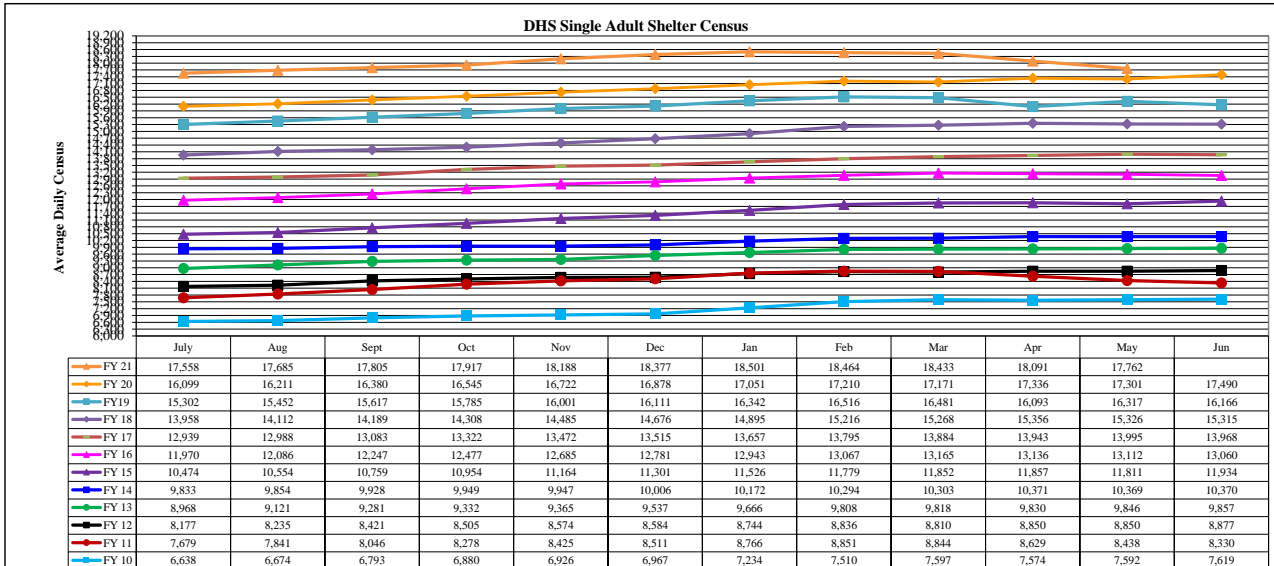
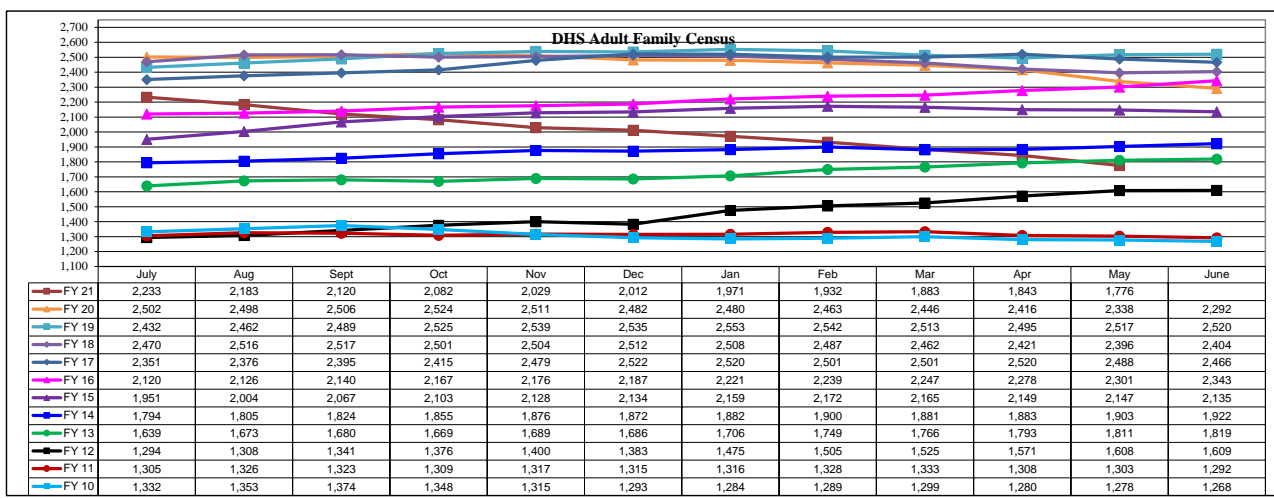
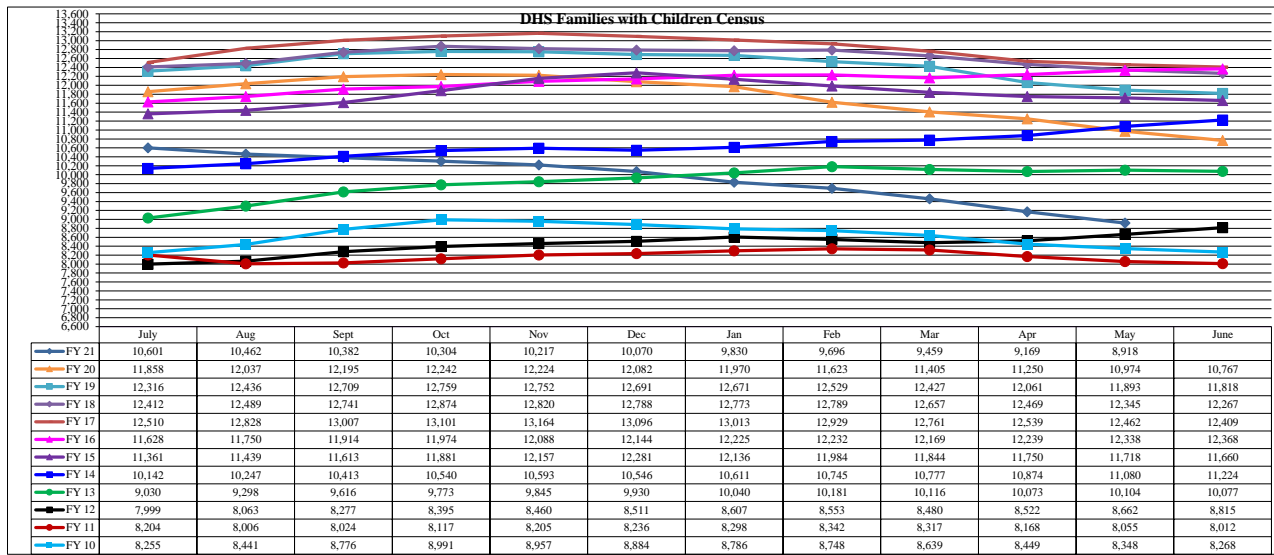
TOTAL SHELTER CENSUS	
Adults	32,335
Children	15,079
<b>Total Individuals</b>	<b>47,414</b>

SINGLE ADULTS	
Men	13,025
Women	4,272
<b>Total Single Adults</b>	<b>17,297</b>

FAMILIES WITH CHILDREN	
<b>Families</b>	8,703
Adults	11,389
Children	15,079
<b>Individuals</b>	<b>26,468</b>

ADULT FAMILIES CENSUS	
<b>Families</b>	1,733
<b>Individuals (Adults)</b>	<b>3,649</b>

x



\*Due to data conversion the average monthly census for December 2011 and January 2012 for Families with Children and Adult Families is based upon data for a partial month.