

DAILY REPORT

1/6/2021

(Data from Tuesday, January 05, 2021)

Code Blue

SINGLE ADULTS	
Drop-in Center Clients Served	479
Drop-in Center Overnight Census	181
Faith Bed Census	52
Outreach Contacts	300
Outreach Placements	16
Safe Haven Utilization	1137
Veterans In Short-term Housing	211
Criminal Justice Short-term Housing	110

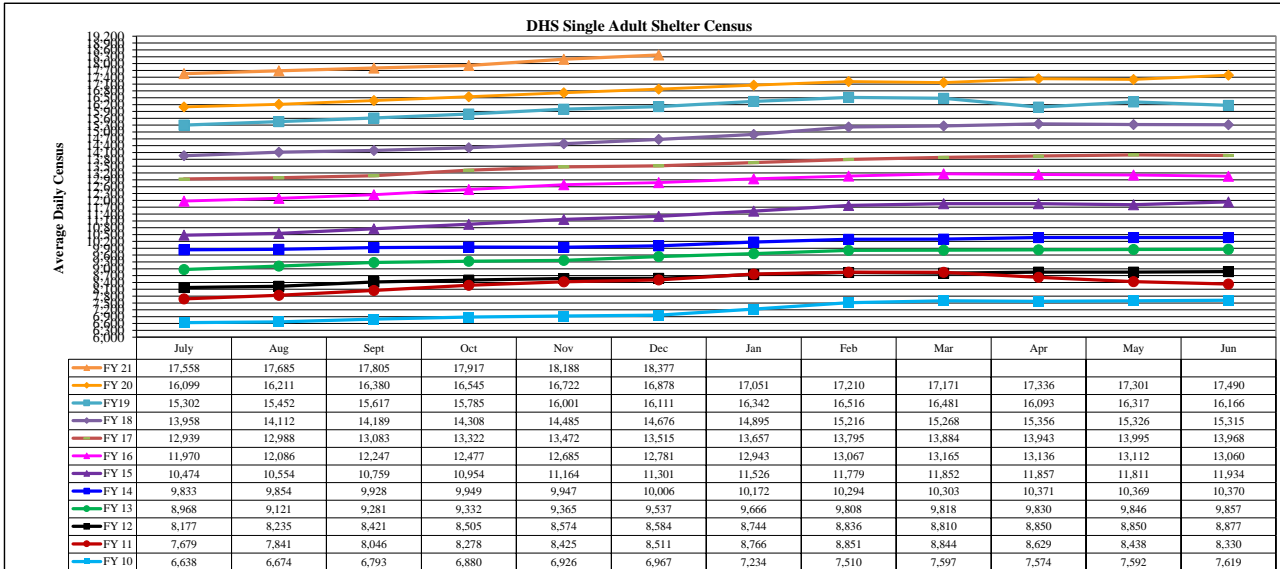
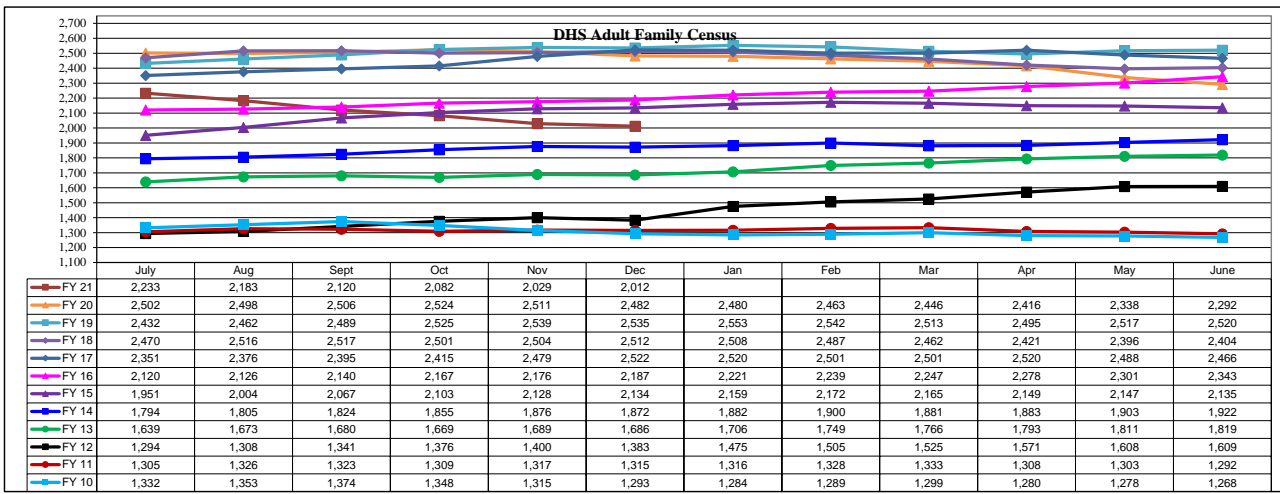
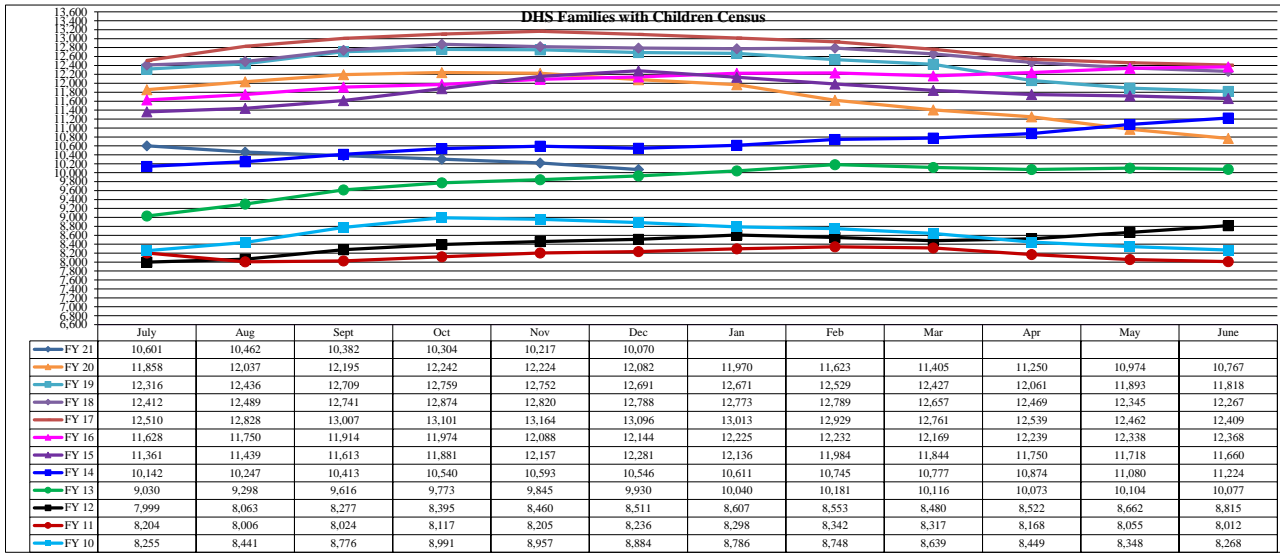
FAMILY INTAKE	
Families Requesting Temporary Housing at PATH	129
Adult Families Requesting Temporary Housing at AFIC	21
Families Placed in Overnight Accommodations	0
Families w/children at PATH Overnight (pre 10PM)	0

TOTAL SHELTER CENSUS	
Adults	35,589
Children	17,316
Total Individuals	52,905

SINGLE ADULTS	
Men	13,876
Women	4,508
Total Single Adults	18,384

FAMILIES WITH CHILDREN	
Families	9,870
Adults	13,029
Children	17,316
Individuals	30,345

ADULT FAMILIES CENSUS	
Families	1,977
Individuals (Adults)	4,176



*Due to data conversion the average monthly census for December 2011 and January 2012 for Families with Children and Adult Families is based upon data for a partial month.