



BILL DE BLASIO  
MAYOR

CIVILIAN COMPLAINT REVIEW BOARD  
100 CHURCH STREET 10th FLOOR  
NEW YORK, NEW YORK 10007 ♦ TELEPHONE (212) 912-7235  
[www.nyc.gov/ccrb](http://www.nyc.gov/ccrb)



FREDERICK DAVIE  
CHAIR

**Executive Director's Monthly Report**  
**August 2018**  
**(Statistics for July 2018)**

## **Contents**

Executive Summary	2
Glossary	3
Complaints Received	4
CCRB Cases Received By Borough and Precinct	5
Allegations Received	7
CCRB Docket	10
Closed Cases	12
Resolving Cases	12
Dispositions / Case Abstracts	13
Dispositions - Full Investigations	15
Dispositions - All CCRB Cases	16
Dispositions - Allegations	17
Substantiation Rates	19
Substantiation Rates and Video	19
Board Discipline Recommendations for Substantiated Complaints	21
Board Discipline Recommendations for Substantiated Allegations	23
Truncations	26
Complaints by PSA	27
Mediation Unit	29
Administrative Prosecution Unit	31
NYPD Discipline	32
Appendix	37

# **Executive Summary**

The Civilian Complaint Review Board (“CCRB”) is an independent municipal Agency that investigates complaints of NYPD misconduct. Every month, the CCRB prepares an Executive Director report for its public meeting. Data for July 2018 included the following highlights:

- 1) Of the cases in the CCRB active investigations docket, 79% have been open for 4 months or fewer, and 91% have been open for 7 months or fewer (page 10). In July, the CCRB opened 405 new cases (page 4), and currently has a total open docket of 1,595 cases (page 11).
- 2) The CCRB substantiated allegations in 21% of its fully investigated cases (page 15).
- 3) The CCRB fully investigated 39% of the cases it closed in July (page 12) and resolved (fully investigated, mediated or attempted mediation) 50% of the cases it closed (page 16). The Agency's truncation rate was 50% (page 12). This is primarily driven by uncooperative complainants/alleged victims, or witnesses.
- 4) For July, investigations using video evidence resulted in substantiated allegations in 34% of cases - compared to 13% of cases in which video was not available (page 19-20).
- 5) The Monthly Report includes a breakdown of complaints and substantiations by NYPD precinct and borough of occurrence (pages 5-6, 24-25).
- 6) In July the Police Commissioner finalized 4 decisions against police officers in Administrative Prosecution Unit (APU) cases; 2 were guilty verdicts won by the APU (page 31). The CCRB's APU prosecutes the most serious allegations of misconduct. The APU conducted 5 trials against members of the NYPD year-to-date; 2 trials were conducted against respondent officers in July.

Finally, the Monthly Report contains a Table of Contents, Glossary, and Appendix, all meant to assist readers in navigating this report. The CCRB is committed to producing monthly reports that are valuable to the public, and welcomes feedback on how to make its data more accessible.

# Glossary

In this glossary we have included a list of terms that regularly appear in our reports.

**Allegation:** An allegation is a specific act of misconduct. The same “complaint” can have multiple allegations – excessive force and discourteous language, for example. Each allegation is reviewed separately during an investigation.

**APU:** The Administrative Prosecution Unit is the division of the CCRB that has prosecuted “charges” cases since April 2013, after the signing of a 2012 Memorandum of Understanding between the CCRB and NYPD.

**Board Panel:** The “Board” of the CCRB has 13 members. Of the 13 members, five are chosen by the Mayor, five are chosen by the City Council, and three are chosen by the Police Commissioner. Following a completed investigation by the CCRB staff, three Board members, sitting as a Board Panel, will make a finding on whether misconduct occurred and will make a recommendation on what level of penalty should follow.

**Case/Complaint:** For the purposes of CCRB data, a “case” or “complaint” is defined as any incident within the Agency’s jurisdiction, brought to resolution by the CCRB. Cases/Complaints thus include truncations, fully investigated or ongoing cases, mediations, and completed investigations pending Board Panel review.

**Disposition:** The Board’s finding as to the outcome of a case (i.e. if misconduct occurred).

**FADO:** Under the City Charter, the CCRB has jurisdiction to investigate the following categories of police misconduct: Force, Abuse of Authority, Discourtesy, and Offensive Language, collectively known as “FADO”.

**Intake:** CCRB’s intake team initially handles complaints from the public. Intake takes complaints that come via live phone calls, voicemails, an online complaint form, or in-person.

**Investigation:** CCRB investigators gather evidence and interview witnesses to prepare reports on misconduct allegations. An investigation ends when a closing report is prepared detailing the evidence and legal analysis, and the case is given to the Board for disposition.

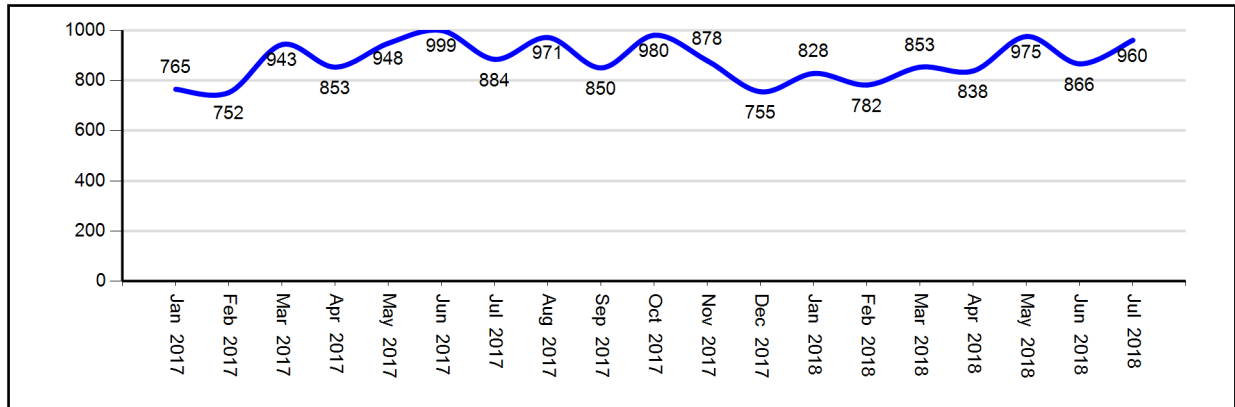
**Mediation:** A complainant may mediate his or her case with the subject officer, in lieu of an investigation, with the CCRB providing a neutral, third-party mediator.

**Truncation:** When a complaint is withdrawn or there is no complainant/alleged victim available for an interview, the investigation is “truncated.”

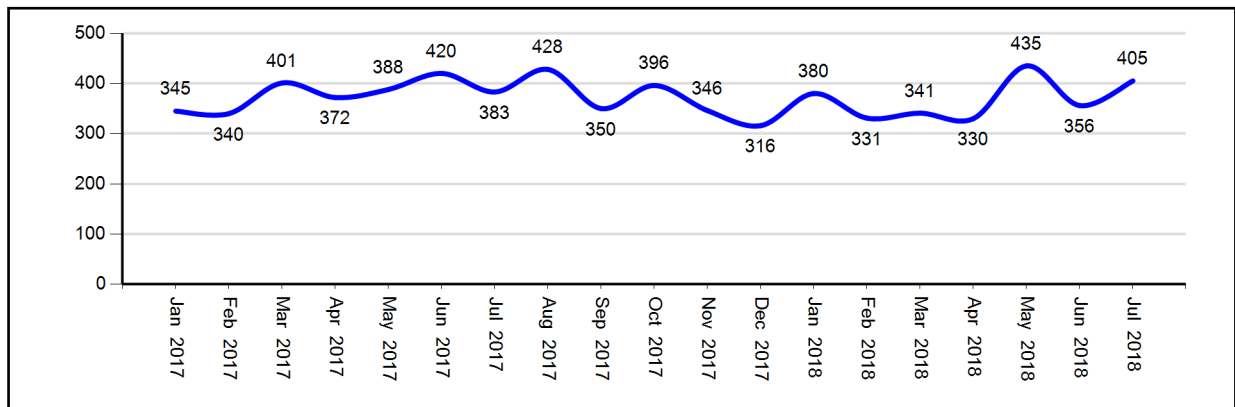
# Complaints Received

The CCRB's Intake team processes misconduct complaints from the public and referrals from the NYPD. Under the New York City Charter, the CCRB's jurisdiction is limited to allegations of misconduct related to Force, Abuse of Authority, Discourtesy and Offensive Language. All other complaints are referred to the appropriate agency. Figure 1 refers to all complaints that the CCRB receives and Figures 2 and 3 refer to new cases that remain with the Agency. In July 2018, the CCRB initiated 405 new complaints.

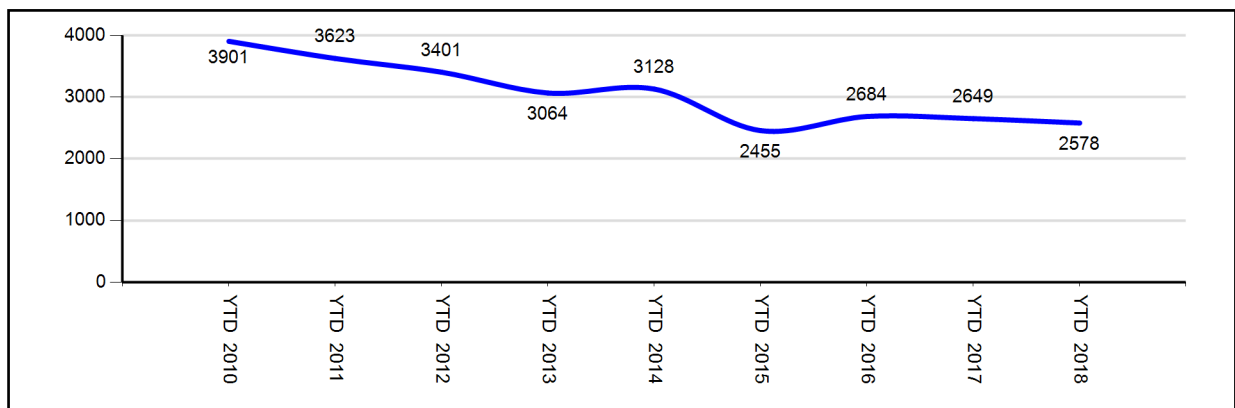
**Figure 1: Total Intake by Month (January 2017 - July 2018)**



**Figure 2: New CCRB Complaints by Month (January 2017 - July 2018)**



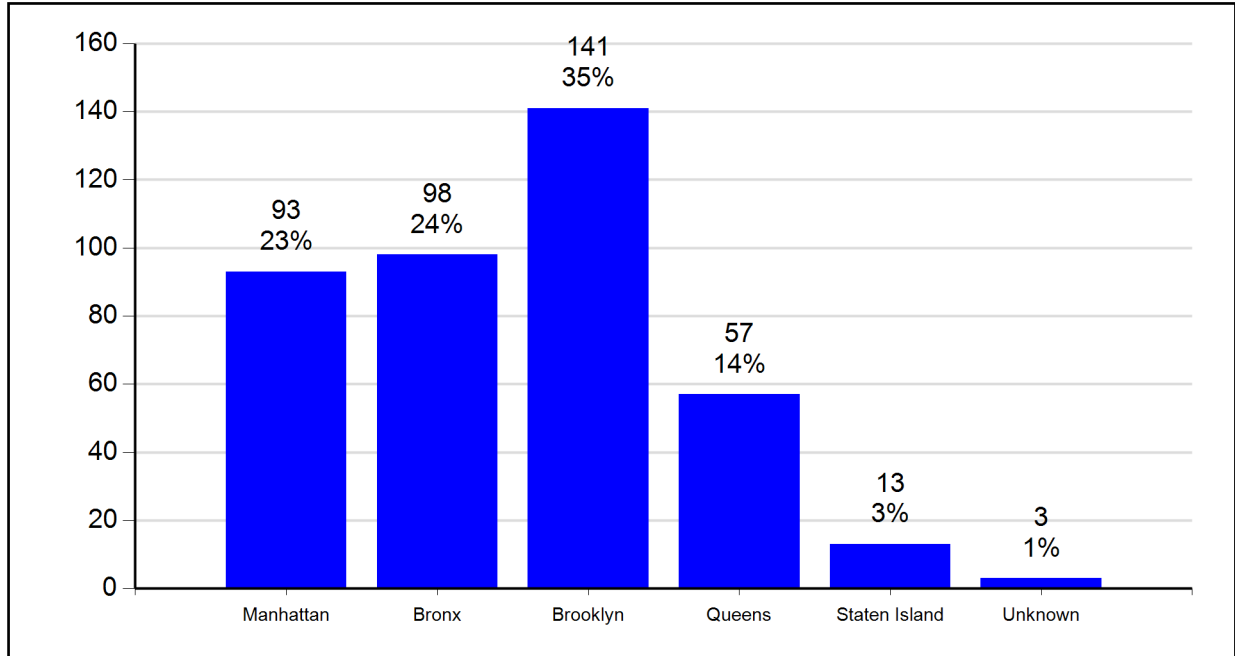
**Figure 3: New CCRB Complaints by Year (YTD 2010 - YTD 2018)**



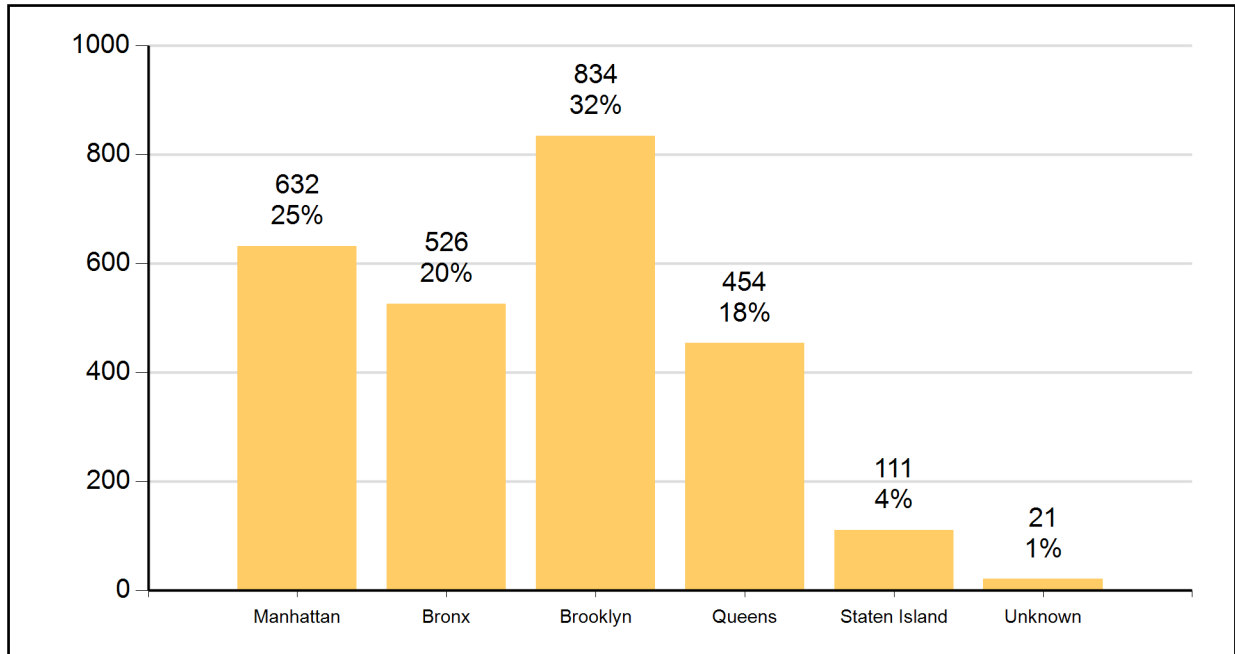
## CCRB Cases Received by Borough and Precinct

Of the five boroughs, the largest number of misconduct complaints stemmed from incidents occurring in Brooklyn, followed by Bronx. The 79th Precinct had the highest number at 17 incidents.

**Figure 4: CCRB Complaints Received By Borough of Occurrence (July 2018)**



**Figure 5: CCRB Complaints Received By Borough of Occurrence (YTD 2018)**



**Figure 6: CCRB Complaints Received By Precinct of Occurrence (July 2018)**

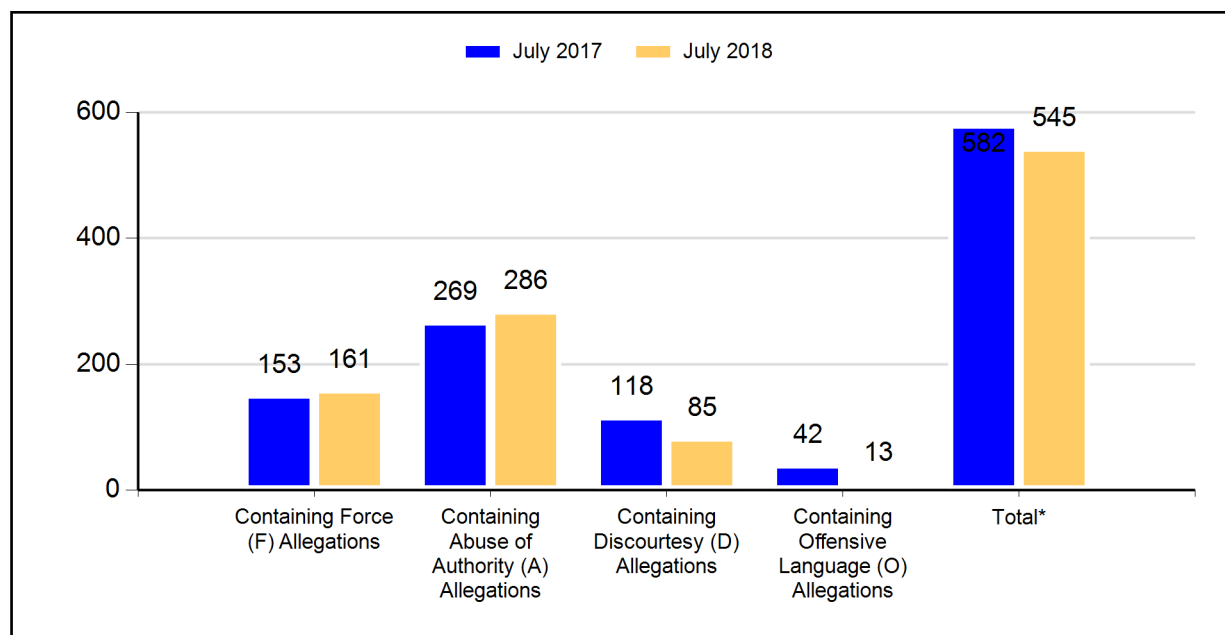
NYPD Precinct of Occurrence*	Number of Complaints	NYPD Precinct of Occurrence*	Number of Complaints
1	2	67	11
5	1	68	4
6	10	69	4
7	2	70	5
9	2	71	10
10	2	72	4
14	8	73	11
17	5	75	14
18	4	76	3
19	2	77	5
20	4	78	1
23	11	79	17
24	4	81	4
25	9	83	5
26	3	84	1
28	4	88	3
30	3	90	6
32	7	94	2
33	2	100	5
34	6	101	6
40	9	102	3
41	6	103	3
42	4	104	1
43	10	105	3
44	15	106	1
45	3	107	5
46	11	108	1
47	6	109	5
48	6	110	4
49	13	111	2
50	3	113	12
52	12	114	3
60	7	115	3
61	9	120	4
62	6	121	6
63	4	122	4
66	2	Unknown	7

\*These figures track where an incident occurred, not necessarily the Command of the officer. Please review Figures 62A-62Q for Command Level data for cases closed in 2017.

## Allegations Received

As described in the previous section, the CCRB has jurisdiction over four categories of NYPD misconduct. In comparing July 2017 to July 2018, the number of complaints containing an allegation of Force is up, Abuse of Authority complaints are up, Discourtesy are down and Offensive Language are down. Figures for the year-to-date comparison show that in 2018, complaints containing an allegation of Force are down, Abuse of Authority are up, Discourtesy are down and Offensive Language are down.

**Figure 7: CCRB Complaints Received By Type of Allegation (July 2017 vs. July 2018)**



\*This is the total of distinct FADO allegation types in complaints received.

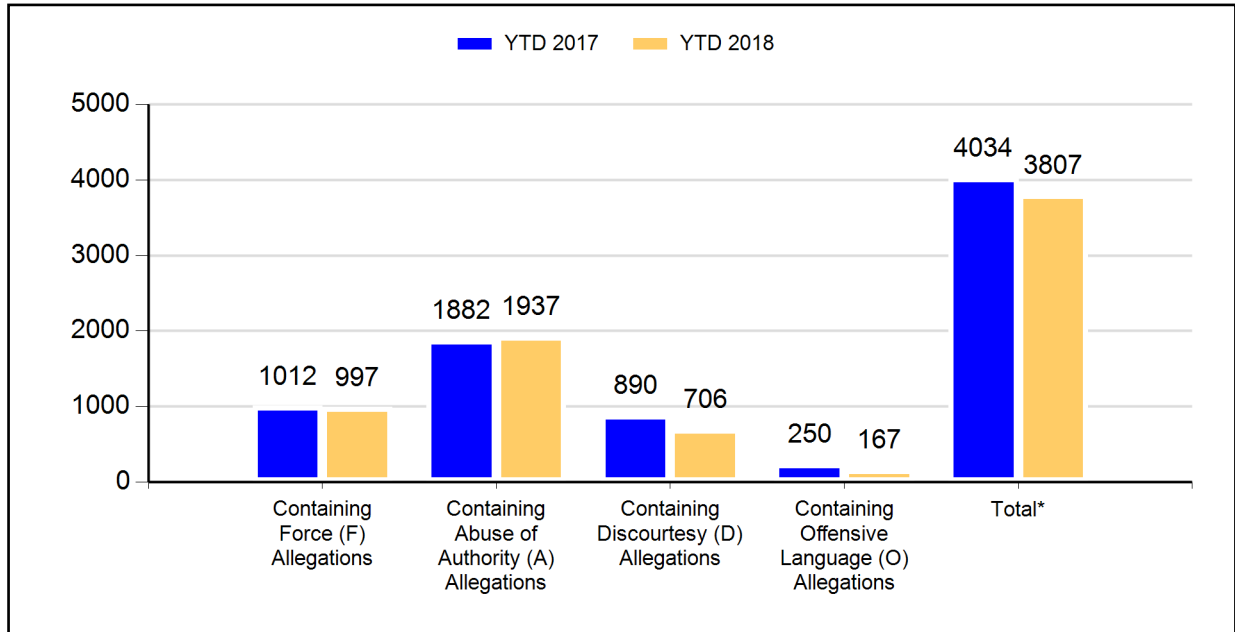
**Figure 8: CCRB Complaints Received By Type of Allegation (% of Complaints)**

	July 2017		July 2018		Change	% Change
	Count	% of Total Complaints	Count	% of Total Complaints		
Force (F)	153	40%	161	40%	8	5%
Abuse of Authority (A)	269	70%	286	71%	17	6%
Discourtesy (D)	118	31%	85	21%	-33	-28%
Offensive Language (O)	42	11%	13	3%	-29	-69%
Total FADO Allegations	582		545		-37	-6%
Total Complaints	383		405		22	6%

Note: the number of allegations in recently received complaints typically grows somewhat as the complaints are investigated.



**Figure 9: CCRB Complaints Received By Type of Allegation (YTD 2017 vs. YTD 2018)**



\*This is the total of distinct FADO allegation types in complaints received.

**Figure 10: CCRB Complaints Received By Type of Allegation YTD (% of Complaints)**

	YTD 2017		YTD 2018		Change	% Change
	Count	% of Total Complaints	Count	% of Total Complaints		
Force (F)	1012	38%	997	39%	-15	-1%
Abuse of Authority (A)	1882	71%	1937	75%	55	3%
Discourtesy (D)	890	34%	706	27%	-184	-21%
Offensive Language (O)	250	9%	167	6%	-83	-33%
Total FADO Allegations	4034		3807		-227	-6%
Total Complaints	2649		2578		-71	-3%

Note: the number of allegations in recently received complaints typically grows somewhat as the complaints are investigated.

**Figure 11: Total Allegations (% of Total Allegations)**

	July 2017		July 2018		Change	% Change
	Count	% of Total Allegations	Count	% of Total Allegations		
Force (F)	313	25%	288	27%	-25	-8%
Abuse of Authority (A)	723	57%	670	63%	-53	-7%
Discourtesy (D)	171	14%	98	9%	-73	-43%
Offensive Language (O)	53	4%	14	1%	-39	-74%
Total Allegations	1260		1070		-190	-15%
Total Complaints	383		405		22	6%

**Figure 12: Total Allegations YTD (% of Total Allegations)**

	YTD 2017		YTD 2018		Change	% Change
	Count	% of Total Allegations	Count	% of Total Allegations		
Force (F)	2018	23%	2082	24%	64	3%
Abuse of Authority (A)	5026	58%	5567	63%	541	11%
Discourtesy (D)	1267	15%	969	11%	-298	-24%
Offensive Language (O)	321	4%	232	3%	-89	-28%
Total Allegations	8632		8850		218	3%
Total Complaints	2649		2578		-71	-3%

The number of allegations in recently received complaints typically grows as the complaints are investigated.

# CCRB Docket

As of the end of July 2018, 79% of active CCRB cases are fewer than five months old, and 91% active cases have been open for fewer than eight months.

**Figure 13: Age of Active Cases Based on Received Date (July 2018)**

Case Age Group	Count	% of Total
Cases 0-4 Months	1134	78.9%
Cases 5-7 Months	179	12.4%
Cases 8-11 Months	100	7.0%
Cases 12-18 Months*	19	1.3%
Cases Over 18 Months**	6	0.4%
<b>Total</b>	<b>1438</b>	<b>100%</b>

\*12-18 Months: 4 cases that were reopened; 3 cases that were on DA Hold.

\*\*Over18 Months: 3 cases that were reopened; 4 cases that were on DA Hold.

**Figure 14: Age of Active Cases Based on Incident Date (July 2018)**

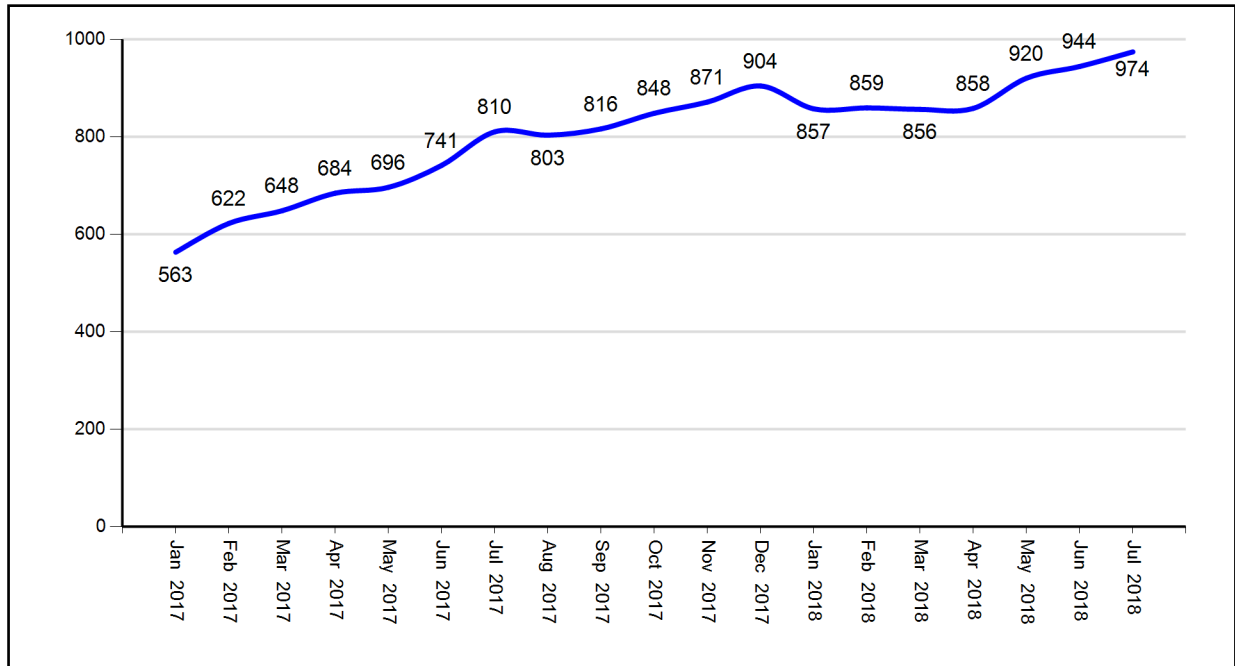
	Count	% of Total
Cases 0-4 Months	1038	72.2%
Cases 5-7 Months	210	14.6%
Cases 8-11 Months	127	8.8%
Cases 12-18 Months*	50	3.5%
Cases Over 18 Months**	13	0.9%
<b>Total</b>	<b>1438</b>	<b>100%</b>

\*12-18 Months: 7 cases that were reopened; 2 cases that were on DA Hold.

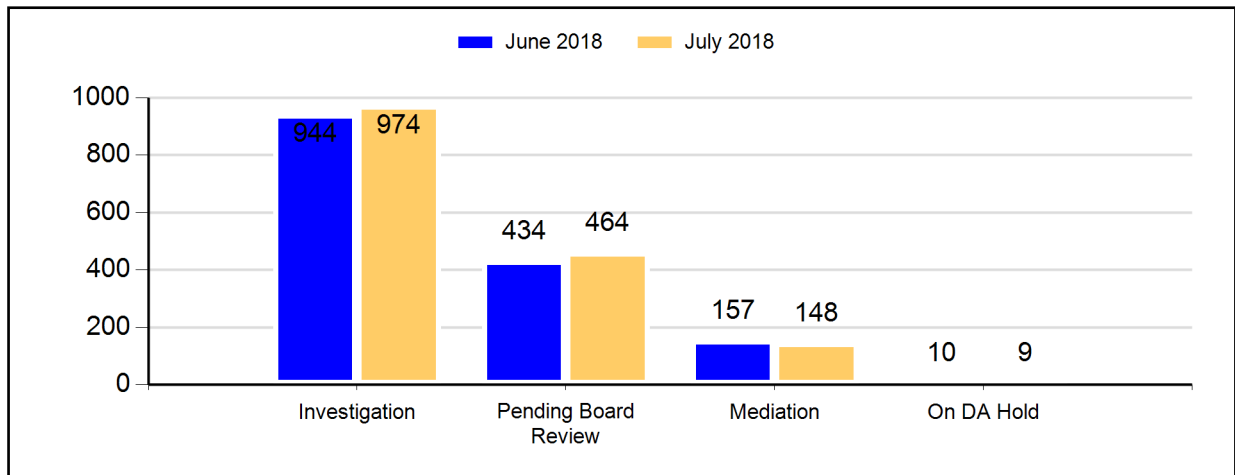
\*\*Over18 Months: 4 cases that were reopened; 5 cases that were on DA Hold.

*An active case is here defined as an investigation; cases in mediation are excluded.*

**Figure 15: Number of Active Investigations (January 2017 - July 2018)**



**Figure 16: Open Docket Analysis**



**Figure 17: Open Docket Analysis with % Change**

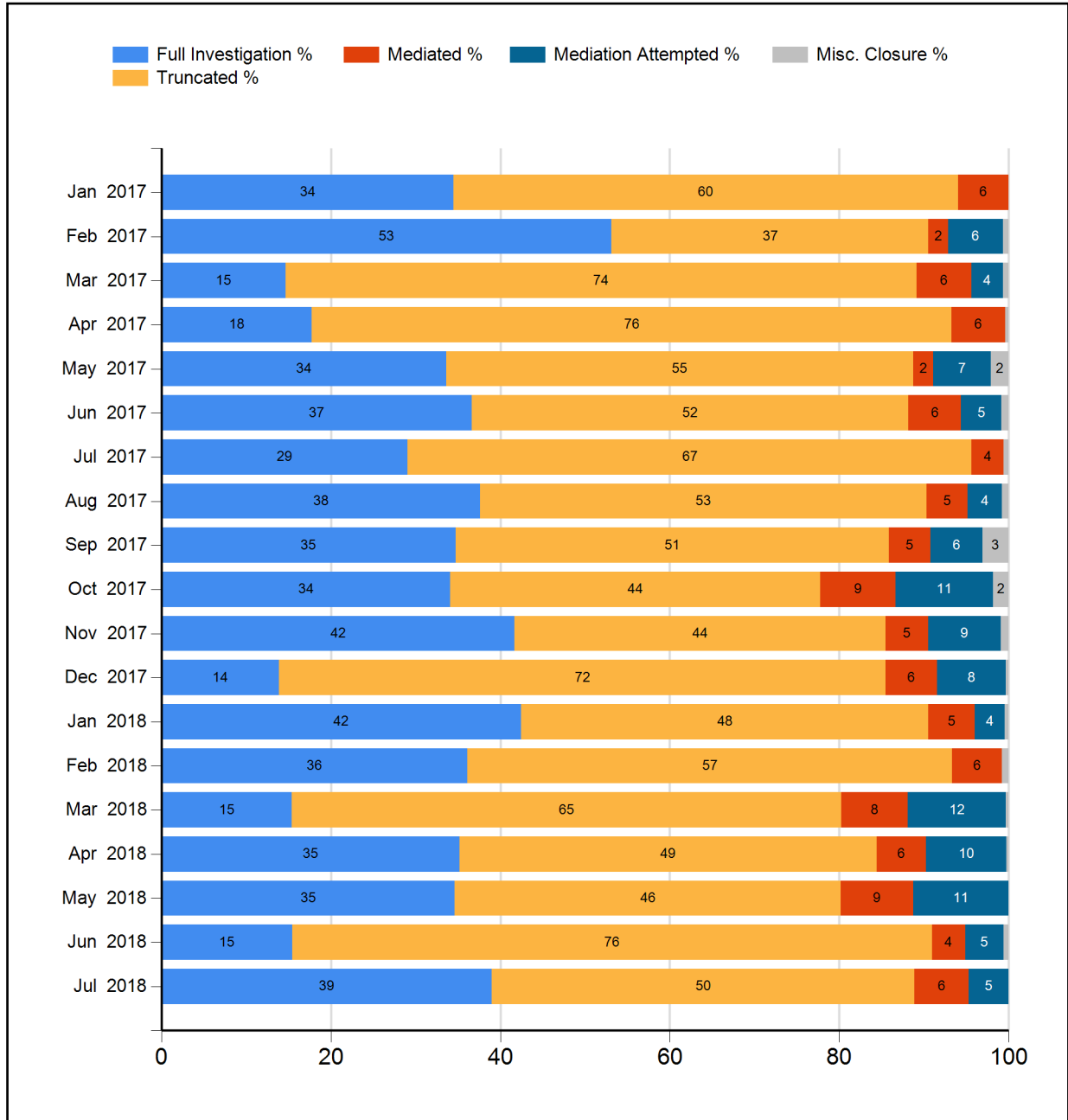
	June 2018		July 2018		Change	% Change
	Count	% of Total	Count	% of Total		
Investigations	944	61%	974	61%	30	3%
Pending Board Review	434	28%	464	29%	30	7%
Mediation	157	10%	148	9%	-9	-6%
On DA Hold	10	1%	9	1%	-1	-10%
Total	1545		1595		50	3%

# Closed Cases

## Resolving Cases

In July 2018, the CCRB fully investigated 39% of the cases it closed, and resolved (fully investigated, mediated or mediation attempted) 50% of the cases it closed.

**Figure 18: Case Resolutions (January 2017 - July 2018) (%)**



## Dispositions

Cases fully investigated by the CCRB generally receive one of five outcomes:

- If the alleged misconduct is found to have occurred, based on the preponderance of the evidence, the allegation is **substantiated**.
- If there is not enough evidence to determine whether or not the alleged misconduct occurred, the allegation is **unsubstantiated**.
- If the preponderance of the evidence suggests that the event or alleged act did not occur, the allegation is **unfounded**.
- If the event did occur, but was not improper by a preponderance of evidence, the allegation is **exonerated**.
- If the CCRB was unable to identify any of the officers accused of misconduct, the case is closed as **officer unidentified**.

Additionally, a case might be **mediated**, with the subject officer and complainant discussing the incident in the presence of a neutral third-party moderator, or closed as **mediation attempted**, the designation for a case in which both the officer and the civilian agree to mediate, but the civilian fails to appear twice for the scheduled mediation session or fails to respond to attempts to schedule a mediation session. Finally, a case that cannot be fully investigated due to complainant/alleged victim unavailability or lack of cooperation is **truncated**.

## Case Abstracts

The following case abstracts are taken from complaints closed this month and serve as examples of what the different CCRB dispositions mean in practice:

### 1. Substantiated

Officers stopped an individual for using a cellphone while driving. The individual refused to provide the officers with their license and registration. Officers handcuffed the individual and brought the individual to the patrol vehicle. Officers then searched the individual's vehicle in order to locate the documentation for the vehicle. Given that the officers did not have probable cause to search the individual's vehicle and were searching the vehicle solely to locate the individual's documents, in violation of the standards applied by *Arizona v. Gant* (556 U.S. 332) and the Patrol Guide, the Board substantiated the search of the individual's vehicle.

### 2. Unsubstantiated

An individual called 911 because they suspected that an officer was following them to retaliate against them for filing a complaint against a detective's brother a week prior. Two officers responded to the location. Allegedly, the individual asked for the officer's name and shield number, and the officer refused to provide them. Due to conflicting testimony and in the absence of any additional witnesses or video footage, the Board unsubstantiated the allegation.

### 3. Unfounded

An intoxicated individual entered two restaurants and knocked over glasses and bowls and pushed tables around. Officer arrived, and the individual alleged that an officer punched them in the face before handcuffing them. The civilian was arrested and brought to the hospital. Medical records show that the individual suffered no injury to the face, nor did the individual complain of an injury to the face. Restaurant employees and other civilians all consistently denied that the civilian was punched, and a video recording which captured the arrest did not show the

individual being punched. Given this evidence, the Board unfounded the force allegation.

#### **4. Exonerated**

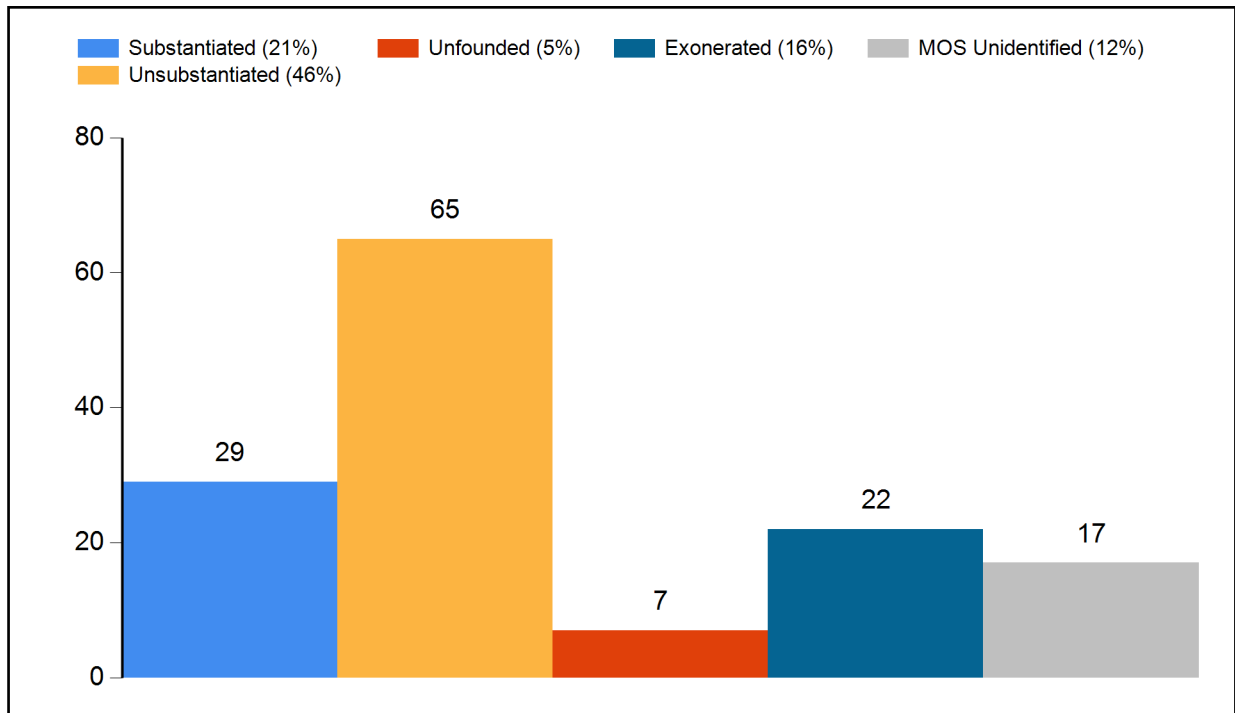
A detective contacted a civilian to request that they voluntarily appear at the stationhouse due to an open criminal complaint. The civilian refused to go to the stationhouse, and the detective informed the civilian that if they did not appear at the stationhouse they would be arrested. The detective had probable cause to arrest the civilian due to the open criminal complaint, and therefore would have been justified had he arrested the civilian. The Board exonerated the threat of arrest allegation.

#### **5. Officer Unidentified**

Four plainclothes officers exited an unmarked car and approached an individual. The officers allegedly grabbed the civilian, threw him down to the ground, and one of the officers frisked him. When the individual asked why he was being stopped, one of the officers replied, "Shut up before I knock you out." Due to unsuccessful attempts at photo viewing sessions with the alleged victim, a lack of corroborating police records, and the inability to identify potential subject officers based on the civilians' descriptions, the Board closed the allegations as officer unidentified.

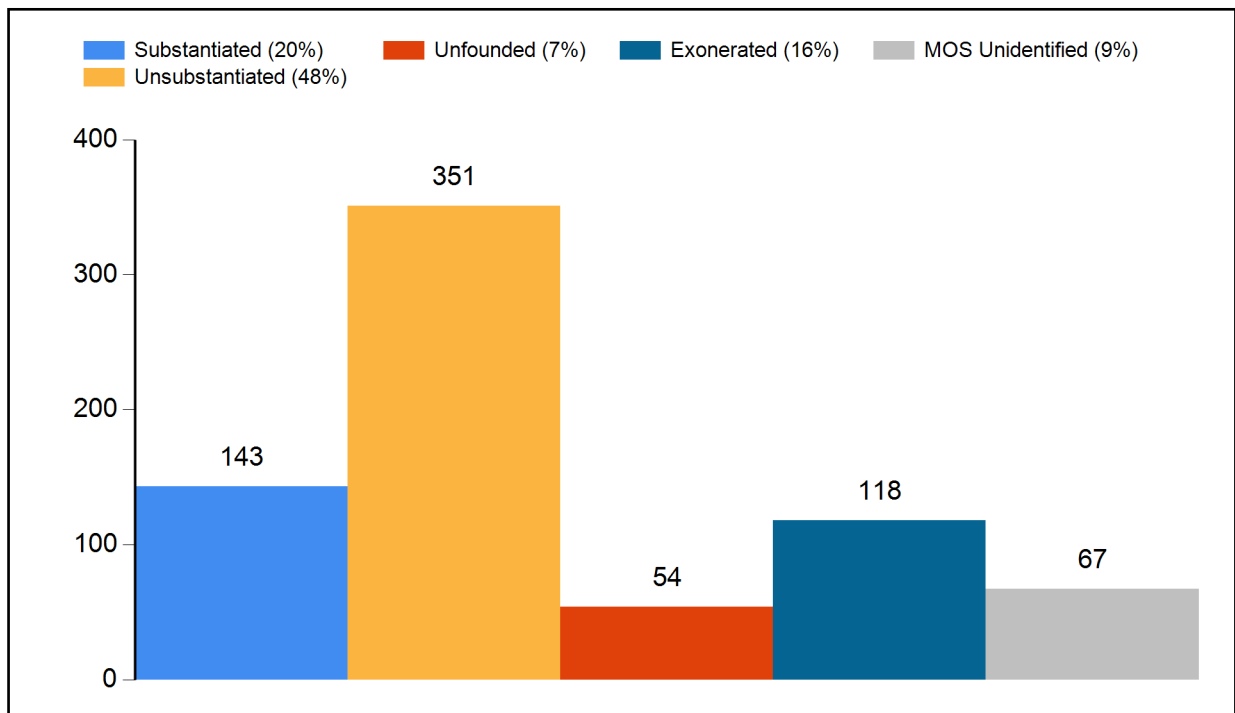
## Dispositions - Full Investigations

Figure 19: Disposition Counts of Full Investigations (July 2018)



Due to the reconsideration process, counts are subject to change.

Figure 20: Disposition Counts of Full Investigations (YTD 2018)



Due to the reconsideration process, counts are subject to change.



## Dispositions - All CCRB Cases

In addition to full investigations, CCRB cases can be closed through mediation and truncation. The following table lists all the CCRB case closures for the current month and year-to-date.

**Figure 21: Disposition of Cases (2017 vs 2018)**

	Jul 2017		Jul 2018		YTD 2017		YTD 2018	
<b>Full Investigations</b>	Count	% of Total	Count	% of Total	Count	% of Total	Count	% of Total
Substantiated	17	18%	29	21%	148	20%	143	20%
Exonerated	15	16%	22	16%	131	17%	118	16%
Unfounded	4	4%	7	5%	46	6%	54	7%
Unsubstantiated	53	57%	65	46%	370	49%	351	48%
MOS Unidentified	4	4%	17	12%	63	8%	67	9%
<b>Total - Full Investigations</b>	<b>93</b>		<b>140</b>		<b>758</b>		<b>733</b>	
<b>Mediation Closures</b>	Count	% of Total	Count	% of Total	Count	% of Total	Count	% of Total
Mediated	12	100%	23	58%	103	56%	143	49%
Mediation Attempted	0	0%	17	42%	82	44%	149	51%
<b>Total - ADR Closures</b>	<b>12</b>		<b>40</b>		<b>185</b>		<b>292</b>	
<b>Resolved Case Total</b>	<b>105</b>	<b>33%</b>	<b>180</b>	<b>50%</b>	<b>943</b>	<b>41%</b>	<b>1025</b>	<b>44%</b>
<b>Truncations / Other Closures</b>	Count	% of Total	Count	% of Total	Count	% of Total	Count	% of Total
Complaint withdrawn	47	22%	32	18%	340	25%	217	17%
Complainant/Alleged Victim/Witness uncooperative	136	63%	106	59%	755	56%	712	55%
Complainant/Alleged Victim/Witness unavailable	26	12%	18	10%	209	16%	172	13%
Alleged Victim unidentified	4	2%	5	3%	21	2%	18	1%
Closed - Pending Litigation*	0	0%	18	10%	0	0%	169	13%
Miscellaneous	0	0%	0	0%	3	0%	4	0%
Administrative closure**	2	1%	0	0%	16	1%	4	0%
<b>Total - Other Case Dispositions</b>	<b>215</b>		<b>179</b>		<b>1344</b>		<b>1296</b>	
<b>Total - Closed Cases</b>	<b>320</b>		<b>359</b>		<b>2287</b>		<b>2321</b>	

\* Closed - Pending Litigation is a truncation category added in August 2017. It indicates that the complaint was truncated due to the complainant/alleged victim's attorney.

\*\*Administrative closure is a special category that deals with NYPD's Internal Affairs Bureau-referred cases or spin off cases with no complainant/alleged victim, and in which CCRB attempts to locate or identify a complainant/alleged victim has yielded no results.

## Dispositions - FADO Allegations

“Allegations” are different than “cases.” A case or complaint is based on an incident and may contain one or more allegations of police misconduct. The allegation substantiation rate is 12% for the month of July 2018, and the allegation substantiation rate is 11% year-to-date. The type of allegation the CCRB is most likely to substantiate is Abuse of Authority – substantiating 15% of such allegations during July 2018, and 12% for the year.

**Figure 22: Disposition of Allegations (2017 vs 2018)**

	Jul 2017		Jul 2018		YTD 2017		YTD 2018	
<b>Fully Investigated Allegations</b>	Count	%of Total	Count	%of Total	Count	%of Total	Count	%of Total
Substantiated	36	9%	75	12%	371	11%	359	11%
Unsubstantiated	183	47%	235	38%	1290	40%	1307	39%
Unfounded	28	7%	52	8%	251	8%	296	9%
Exonerated	119	30%	178	28%	947	29%	1041	31%
MOS Unidentified	26	7%	86	14%	403	12%	378	11%
Total - Full Investigations	392		626		3262		3381	
<b>Mediation Closures</b>	Count	%of Total	Count	%of Total	Count	%of Total	Count	%of Total
Mediated	23	100%	42	44%	228	57%	307	43%
Mediation Attempted	0	0%	53	56%	173	43%	401	57%
Total - ADR Closures	23		95		401		708	
<b>Truncations / Other Closures</b>	Count	%of Total	Count	%of Total	Count	%of Total	Count	%of Total
Complaint withdrawn	99	19%	75	15%	730	22%	511	14%
Complainant/Alleged Victim/Witness uncooperative	356	68%	287	58%	2097	63%	1984	56%
Complainant/Alleged Victim/Witness unavailable	57	11%	52	11%	419	13%	405	11%
Alleged Victim unidentified	9	2%	14	3%	46	1%	44	1%
Closed - Pending Litigation	0	0%	62	13%	0	0%	550	16%
Miscellaneous	3	1%	1	0%	12	0%	31	1%
Administrative closure	3	1%	0	0%	27	1%	14	0%
Total - Other Case Dispositions	527		491		3331		3539	
<b>Total - Closed Allegations</b>	942		1212		6994		7628	

**Figure 23: Disposition of Allegations By FADO Category (July 2018)**

	Substantiated	Unsubstantiated	Exonerated	Unfounded	Officers Unidentified	Total
Force	13 9%	45 32%	38 27%	14 10%	29 21%	139 100%
Abuse of Authority	54 15%	114 31%	135 37%	21 6%	40 11%	364 100%
Discourtesy	8 9%	59 64%	5 5%	10 11%	10 11%	92 100%
Offensive Language	0 0%	17 63%	0 0%	7 26%	3 11%	27 100%
Total	75 12%	235 38%	178 29%	52 8%	82 13%	622 100%

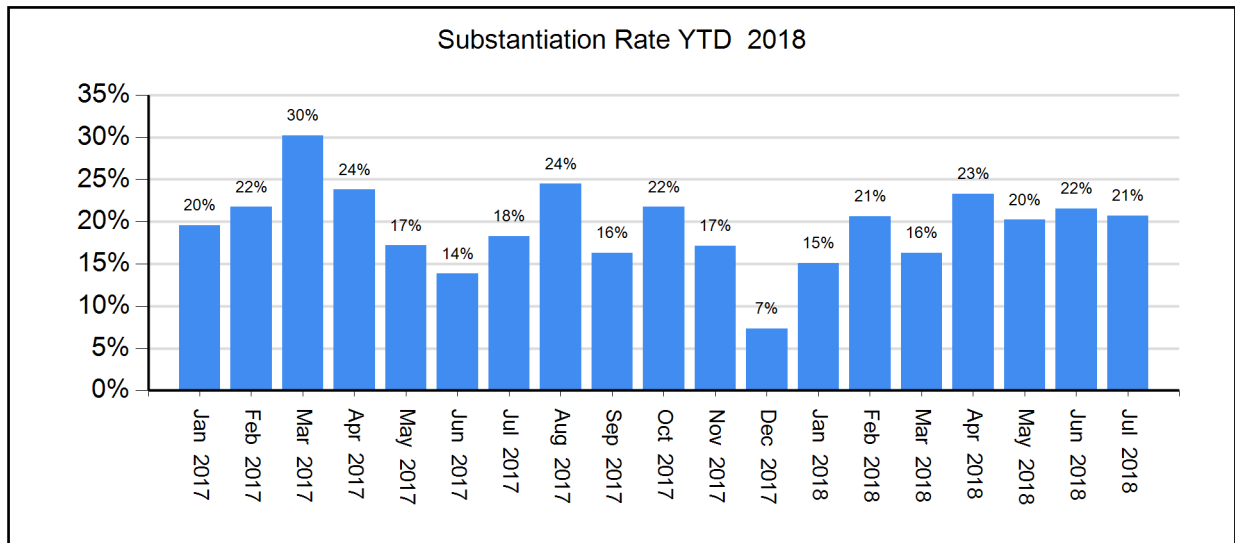
**Figure 24: Disposition of Allegations By FADO Category (YTD 2018)**

	Substantiated	Unsubstantiated	Exonerated	Unfounded	Officers Unidentified	Total
Force	57 7%	246 31%	280 35%	113 14%	97 12%	793 100%
Abuse of Authority	251 12%	731 36%	744 36%	112 5%	211 10%	2049 100%
Discourtesy	46 11%	267 62%	17 4%	45 10%	57 13%	432 100%
Offensive Language	5 5%	63 61%	0 0%	26 25%	9 9%	103 100%
Total	359 11%	1307 39%	1041 31%	296 9%	374 11%	3377 100%

## Substantiation Rates

The July 2018 case substantiation rate was 21%.

**Figure 25: Percentage of Cases Substantiated (January 2017 - July 2018)**

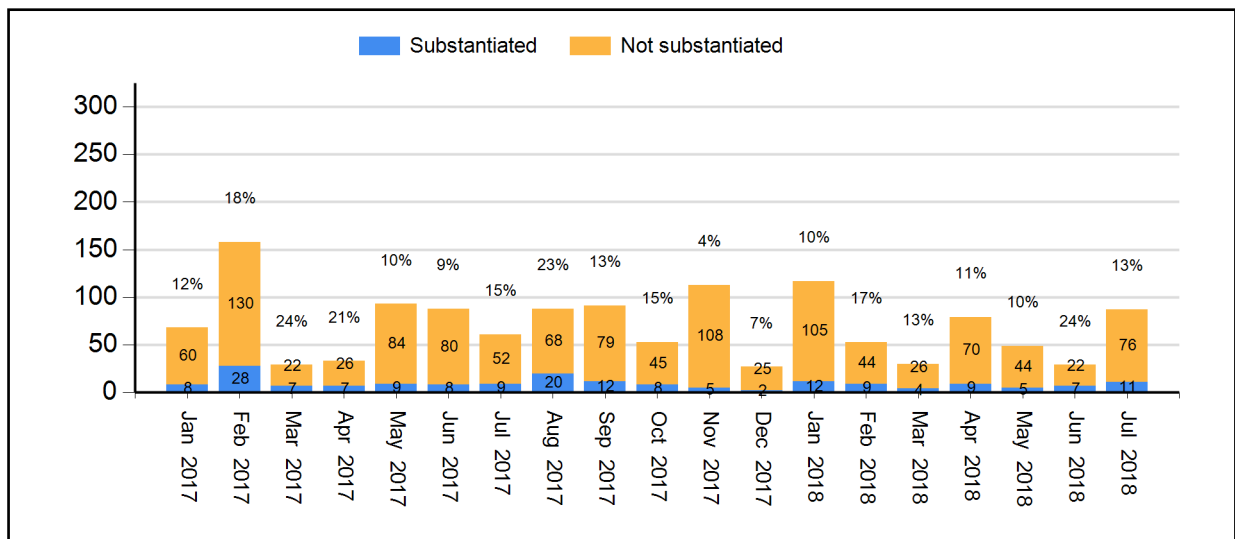


Due to the reconsideration process, counts are subject to change.

## Substantiation Rates and Video

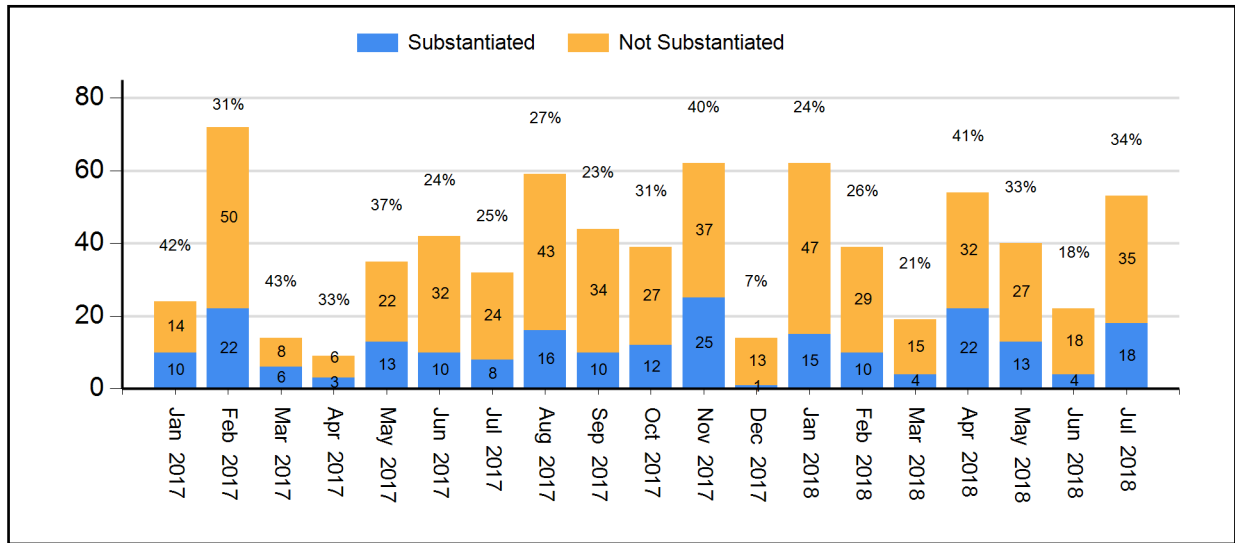
In general, investigations relying on video evidence from security cameras or personal devices result in much higher substantiation rates.

**Figure 26: Substantiation Rates for Full Investigations without Video (Jan 2018 - Jul 2018) (% substantiated shown)**



Due to the reconsideration process, counts are subject to change.

**Figure 27: Substantiation Rates for Full Investigations with Video (Jan 2018 - Jul 2018)**  
 (% substantiated shown)



Due to the reconsideration process, counts are subject to change.

## Board Discipline Recommendations for Substantiated Complaints

After a CCRB investigative team has completed its investigation and recommended the substantiation of a complaint against an officer, a panel of three Board members determines whether to substantiate the allegation and make a disciplinary recommendation.

- “Charges and Specifications” are the most severe form of discipline. A decision to assign Charges commences a process that may result in an administrative trial in the NYPD Trial Room. An officer may lose vacation days, be suspended, or be terminated from the Department if the officer is found guilty.
- “Instructions” or “Formalized Training” are the least severe discipline, often recommended for officers who misunderstand a policy. This determination results in training at the command level (Instructions) or training at the Police Academy or NYPD Legal Bureau (Formalized Training).
- “Command Discipline” is recommended for misconduct that is moderately serious, but does not rise to the level of that associated with Charges. An officer can lose up to ten vacation days as a result of a Command Discipline.
- When the Board has recommended Instructions, Formalized Training or Command Discipline, the case is sent to the NYPD Commissioner to impose training and/or other penalties. Cases where the Board recommends charges are prosecuted by the CCRB’s Administrative Prosecution Unit.

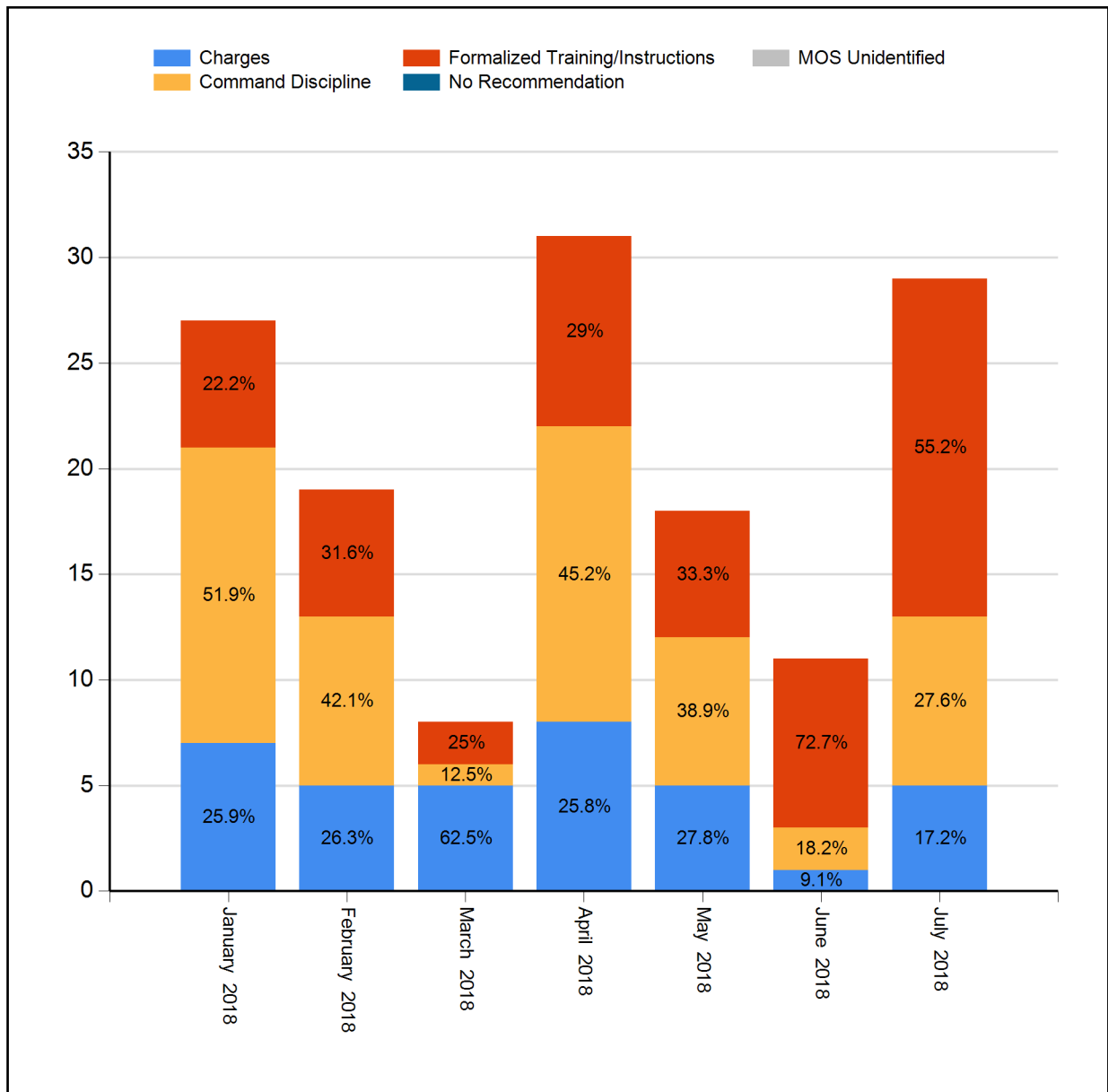
**Figure 28: Board Discipline Recommendations For Substantiated Complaints\***  
(Jul 2017, Jul 2018, YTD 2017, YTD 2018)

Disposition	July 2017		July 2018		YTD 2017		YTD 2018	
	Count	%of Total	Count	%of Total	Count	%of Total	Count	%of Total
Charges	3	18%	5	17%	14	9%	36	25%
Command Discipline	7	41%	8	28%	79	53%	54	38%
Formalized Training	4	24%	10	34%	37	25%	24	17%
Instructions	3	18%	6	21%	18	12%	29	20%
MOS Unidentified	0	0%	0	0%	0	0%	0	0%
Total	17		29		148		143	

Due to the reconsideration process, counts are subject to change.

\* A complaint containing a number of substantiated allegations against a number of different officers will typically generate a variety of different disciplinary recommendations. To determine the disciplinary recommendation associated with the complaint as a whole, the CCRB uses the most severe disciplinary recommendation made. The order of severity is: 1) Charges 2) Command Discipline 3) Formalized Training 4) Instructions.

**Figure 29: Board Discipline Recommendations For Substantiated Complaints\* (2018)**



Due to the reconsideration process, counts are subject to change.

\* A complaint containing a number of substantiated allegations against a number of different officers will typically generate a variety of different disciplinary recommendations. To determine the disciplinary recommendation associated with the complaint as a whole, the CCRB uses the most severe disciplinary recommendation made. The order of severity is: 1) Charges 2) Command Discipline 3) Formalized Training 4) Instructions.

## Board Discipline Recommendations for Officers with Substantiated Allegations

A substantiated CCRB complaint may generate multiple substantiated allegations against multiple officers. Each substantiated allegation will carry its own discipline recommendation from the CCRB Board.

The following table presents the number of officers against whom discipline recommendations have been made as a result of a substantiated CCRB complaint. Where there are multiple substantiated allegations with multiple disciplinary recommendations for an officer in a complaint, the most severe disciplinary recommendation is used to determine the overall recommendation for that officer.

**Figure 30: Board Discipline Recommendations for Officers with Substantiated Allegations\***  
(Jul 2017, Jul 2018, YTD 2017, YTD 2018)

Disposition	July 2017		July 2018		YTD 2017		YTD 2018	
	Count	%of Total	Count	%of Total	Count	%of Total	Count	%of Total
Charges	4	16.7%	7	17.1%	20	9.3%	55	25.7%
Command Discipline	11	45.8%	12	29.3%	119	55.6%	84	39.3%
Formalized Training	5	20.8%	15	36.6%	51	23.8%	36	16.8%
Instructions	4	16.7%	7	17.1%	24	11.2%	39	18.2%
MOS Unidentified	0	0%	0	0%	0	0%	0	0%
Total	24		41		214		214	

Due to the reconsideration process, counts are subject to change.

\* The counts in this table reflect the number of distinct MOS with a substantiated allegation in each complaint.



**Figure 31: Substantiated Allegations By Borough and NYPD Precinct (July 2018)**

The figures in this table reflect all substantiated allegations for each MOS.

Board Disposition	FADO Category	Allegation	Precinct of Occurrence	Borough of Occurrence
Substantiated (Command Lvl Instructions)	Discourtesy	Action	5	Manhattan
Substantiated (Command Discipline A)	Discourtesy	Word	6	Manhattan
Substantiated (Formalized Training)	Abuse of Authority	Sex Miscon (Sexual Harassment, Verbal)	18	Manhattan
Substantiated (Formalized Training)	Abuse of Authority	Sexual Misconduct (Sexual Humiliation)	18	Manhattan
Substantiated (Formalized Training)	Discourtesy	Word	18	Manhattan
Substantiated (Formalized Training)	Abuse of Authority	Premises entered and/or searched	23	Manhattan
Substantiated (Formalized Training)	Abuse of Authority	Vehicle search	25	Manhattan
Substantiated (Command Discipline B)	Abuse of Authority	Search (of person)	30	Manhattan
Substantiated (Formalized Training)	Abuse of Authority	Premises entered and/or searched	32	Manhattan
Substantiated (Command Lvl Instructions)	Abuse of Authority	Threat of arrest	32	Manhattan
Substantiated (Charges)	Abuse of Authority	Frisk	40	Bronx
Substantiated (Charges)	Abuse of Authority	Frisk	40	Bronx
Substantiated (Charges)	Abuse of Authority	Search (of person)	40	Bronx
Substantiated (Charges)	Abuse of Authority	Stop	40	Bronx
Substantiated (Command Lvl Instructions)	Discourtesy	Word	40	Bronx
Substantiated (Charges)	Force	Chokehold	40	Bronx
Substantiated (Command Discipline B)	Force	Physical force	40	Bronx
Substantiated (Charges)	Force	Physical force	40	Bronx
Substantiated (Charges)	Force	Physical force	40	Bronx
Substantiated (Charges)	Force	Physical force	40	Bronx
Substantiated (Charges)	Force	Nonlethal restraining device	40	Bronx
Substantiated (Charges)	Abuse of Authority	Search (of person)	42	Bronx
Substantiated (Charges)	Abuse of Authority	Stop	42	Bronx
Substantiated (Charges)	Abuse of Authority	Stop	42	Bronx
Substantiated (Charges)	Abuse of Authority	Stop	42	Bronx
Substantiated (Charges)	Abuse of Authority	Stop	42	Bronx
Substantiated (Charges)	Abuse of Authority	Stop	42	Bronx
Substantiated (Charges)	Abuse of Authority	Stop	42	Bronx
Substantiated (Charges)	Force	Physical force	42	Bronx
Substantiated (Charges)	Force	Physical force	42	Bronx
Substantiated (Charges)	Abuse of Authority	Entry of Premises	44	Bronx
Substantiated (Charges)	Abuse of Authority	Entry of Premises	44	Bronx
Substantiated (Command Discipline A)	Abuse of Authority	Threat of force (verbal or physical)	44	Bronx
Substantiated (Charges)	Abuse of Authority	Search of Premises	44	Bronx
Substantiated (Charges)	Abuse of Authority	Search of Premises	44	Bronx
Substantiated (Command Discipline A)	Discourtesy	Word	44	Bronx
Substantiated (Formalized Training)	Abuse of Authority	Frisk	45	Bronx
Substantiated (Formalized Training)	Abuse of Authority	Frisk	45	Bronx
Substantiated (Formalized Training)	Abuse of Authority	Frisk	45	Bronx
Substantiated (Formalized Training)	Abuse of Authority	Frisk	45	Bronx

<b>Board Disposition</b>	<b>FADO Category</b>	<b>Allegation</b>	<b>Precinct of Occurrence</b>	<b>Borough of Occurrence</b>
Substantiated (Formalized Training)	Abuse of Authority	Search (of person)	45	Bronx
Substantiated (Formalized Training)	Abuse of Authority	Premises entered and/or searched	60	Brooklyn
Substantiated (Formalized Training)	Abuse of Authority	Premises entered and/or searched	60	Brooklyn
Substantiated (Formalized Training)	Abuse of Authority	Threat of arrest	60	Brooklyn
Substantiated (Formalized Training)	Abuse of Authority	Threat of arrest	60	Brooklyn
Substantiated (Command Discipline A)	Abuse of Authority	Frisk	67	Brooklyn
Substantiated (Command Discipline A)	Abuse of Authority	Search (of person)	67	Brooklyn
Substantiated (Command Discipline A)	Abuse of Authority	Search (of person)	67	Brooklyn
Substantiated (Command Discipline B)	Abuse of Authority	Entry of Premises	69	Brooklyn
Substantiated (Formalized Training)	Abuse of Authority	Vehicle search	69	Brooklyn
Substantiated (Command Discipline B)	Abuse of Authority	Search of Premises	69	Brooklyn
Substantiated (Charges)	Abuse of Authority	Other	71	Brooklyn
Substantiated (Charges)	Abuse of Authority	Other	71	Brooklyn
Substantiated (Charges)	Abuse of Authority	Other	71	Brooklyn
Substantiated (Charges)	Abuse of Authority	Other	71	Brooklyn
Substantiated (Charges)	Abuse of Authority	Other	71	Brooklyn
Substantiated (Charges)	Force	Gun Pointed	71	Brooklyn
Substantiated (Charges)	Force	Gun Pointed	71	Brooklyn
Substantiated (Charges)	Force	Gun Pointed	71	Brooklyn
Substantiated (Charges)	Force	Gun Pointed	71	Brooklyn
Substantiated (Charges)	Force	Gun Pointed	71	Brooklyn
Substantiated (Command Discipline A)	Discourtesy	Word	75	Brooklyn
Substantiated (Command Discipline A)	Discourtesy	Word	75	Brooklyn
Substantiated (Command Lvl Instructions)	Discourtesy	Word	81	Brooklyn
Substantiated (Formalized Training)	Abuse of Authority	Search (of person)	108	Queens
Substantiated (Command Discipline A)	Abuse of Authority	Refusal to obtain medical treatment	114	Queens
Substantiated (Command Lvl Instructions)	Abuse of Authority	Search (of person)	114	Queens
Substantiated (Command Lvl Instructions)	Abuse of Authority	Search (of person)	114	Queens
Substantiated (Command Lvl Instructions)	Abuse of Authority	Forcible Removal to Hospital	120	Staten Island
Substantiated (Formalized Training)	Abuse of Authority	Entry of Premises	121	Staten Island
Substantiated (Formalized Training)	Abuse of Authority	Entry of Premises	121	Staten Island
Substantiated (Formalized Training)	Abuse of Authority	Entry of Premises	121	Staten Island
Substantiated (Formalized Training)	Abuse of Authority	Search of Premises	121	Staten Island
Substantiated (Formalized Training)	Abuse of Authority	Search of Premises	121	Staten Island
Substantiated (Formalized Training)	Abuse of Authority	Refusal to provide name/shield number	123	Staten Island

## Truncations

A “truncation” is a case that is not fully investigated, either because the complainant/alleged victim withdraws the complaint; is uncooperative with the investigation; is not available for the investigative team to interview; or is never identified. The CCRB constantly seeks to lower the number of truncations.

**Figure 32: Truncated Allegations (July 2018)**

	Withdrawn	Uncooperative	Unavailable	Civilian Unidentified	Pending Litigation*	Total
Force	18	64	18	4	38	142
Abuse of Authority	36	192	30	8	17	283
Discourtesy	20	23	3	1	6	53
Offensive Language	1	8	1	1	1	12
<b>Total</b>	<b>75</b>	<b>287</b>	<b>52</b>	<b>14</b>	<b>62</b>	<b>490</b>

**Figure 33: Truncated CCRB Complaints (July 2018)**

	Withdrawn	Uncooperative	Unavailable	Civilian Unidentified	Pending Litigation*	Total
<b>Total</b>	<b>32</b>	<b>106</b>	<b>18</b>	<b>5</b>	<b>18</b>	<b>179</b>

**Figure 34: Truncated Allegations (YTD 2018)**

	Withdrawn	Uncooperative	Unavailable	Civilian Unidentified	Pending Litigation*	Total
Force	96	431	146	12	296	981
Abuse of Authority	329	1274	217	28	191	2039
Discourtesy	73	239	30	3	47	392
Offensive Language	13	40	12	1	16	82
<b>Total</b>	<b>511</b>	<b>1984</b>	<b>405</b>	<b>44</b>	<b>550</b>	<b>3494</b>

**Figure 35: Truncated CCRB Complaints (YTD 2018)**

	Withdrawn	Uncooperative	Unavailable	Civilian Unidentified	Pending Litigation*	Total
<b>Total</b>	<b>217</b>	<b>712</b>	<b>172</b>	<b>18</b>	<b>169</b>	<b>1288</b>

\*Pending Litigation is a truncation category added in August 2017. It indicates that the complaint was truncated due to the complainant/alleged victim's attorney.

## Complaints Against Officers Assigned to Police Service Areas

The Police Service Areas (PSA) are commands that police New York City Housing Developments throughout the five boroughs. PSA complaints are defined as complaints that contain at least one FADO allegation against an officer assigned to a PSA command.

**Figure 36: PSA Complaints Closed as % of Total Complaints Closed**

	Jul 2017	Jul 2018	YTD 2017	YTD 2018
PSA Complaints	12	22	88	110
Total Complaints	320	359	2287	2321
PSA Complaints as % of Total	3.8%	6.1%	3.8%	4.7%

A single PSA complaint may contain allegations against multiple officers assigned to multiple PSA commands. The following table breaks out the different PSAs and shows the number of officers assigned to each PSA against whom FADO allegations have been made.

**Figure 37: Closed Complaints Against Officers Assigned to a PSA**

	Jul 2017	Jul 2018	YTD 2017	YTD 2018
PSA 1	6	0	14	13
PSA 2	0	13	16	47
PSA 3	0	6	20	16
PSA 4	3	3	8	23
PSA 5	0	1	21	16
PSA 6	2	2	18	20
PSA 7	3	13	37	49
PSA 8	5	7	15	19
PSA 9	1	1	8	14
Total	20	46	157	217

Complaints typically contain more than one allegation. The following table shows the allegations made against officers assigned to PSA commands broken out by FADO type.

**Figure 38: Closed Allegations Against Officers Assigned to a PSA by FADO Type**

	Jul 2017		Jul 2018		YTD 2017		YTD 2018	
	Count	% of Total	Count	% of Total	Count	% of Total	Count	% of Total
Force (F)	16	67%	24	34%	53	26%	89	29%
Abuse of Authority (A)	6	25%	31	44%	109	53%	159	53%
Discourtesy (D)	2	8%	8	11%	34	17%	38	13%
Offensive Language (O)	0	0%	7	10%	10	5%	16	5%
Total	24	100%	70	99%	206	101%	302	100%

## Dispositions of Officers Assigned to PSAs

The following tables show the Board disposition of officers assigned to a PSA with a FADO allegation made against them.

**Figure 39: Disposition of PSA Officers (2017 vs 2018)**

	Jul 2017		Jul 2018		YTD 2017		YTD 2018	
<b>Full Investigations</b>	Count	%of Total	Count	%of Total	Count	%of Total	Count	%of Total
Substantiated	1	14%	8	27%	27	30%	22	18%
Exonerated	2	29%	7	23%	30	33%	28	23%
Unfounded	0	0%	2	7%	1	1%	3	2%
Unsubstantiated	4	57%	13	43%	33	36%	69	57%
MOS Unidentified	0	0%	0	0%	0	0%	0	0%
<b>Total - Full Investigations</b>	<b>7</b>		<b>30</b>		<b>91</b>		<b>122</b>	
<b>Mediation Closures</b>	Count	%of Total	Count	%of Total	Count	%of Total	Count	%of Total
Mediated	0	0%	1	100%	7	47%	4	18%
Mediation Attempted	0	0%	0	0%	8	53%	18	82%
<b>Total - ADR Closures</b>	<b>0</b>		<b>1</b>		<b>15</b>		<b>22</b>	
<b>Resolved Case Total</b>	<b>7</b>	<b>35%</b>	<b>31</b>	<b>67%</b>	<b>106</b>	<b>68%</b>	<b>144</b>	<b>66%</b>
<b>Truncations / Other Closures</b>	Count	%of Total	Count	%of Total	Count	%of Total	Count	%of Total
Complaint withdrawn	2	15%	0	0%	11	22%	11	15%
Complainant/Alleged Victim/Witness uncooperative	11	85%	12	80%	35	69%	37	51%
Complainant/Alleged Victim/Witness unavailable	0	0%	1	7%	5	10%	7	10%
Alleged Victim unidentified	0	0%	0	0%	0	0%	0	0%
Closed - Pending Litigation*	0	0%	2	13%	0	0%	17	23%
Miscellaneous	0	0%	0	0%	0	0%	1	1%
Administrative closure*	0	0%	0	0%	0	0%	0	0%
<b>Total - Other Case Dispositions</b>	<b>13</b>		<b>15</b>		<b>51</b>		<b>73</b>	
<b>Total - Closed Cases</b>	<b>20</b>		<b>46</b>		<b>157</b>		<b>217</b>	

\* Closed - Pending Litigation is a truncation category added in August 2017. It indicates that the complaint was truncated due to the complainant/alleged victim's attorney.

\*\*Administrative closure is a special category that deals with NYPD's Internal Affairs Bureau-referred cases or spin off cases with no complainant/alleged victim, and in which CCRB attempts to locate or identify a complainant/alleged victim has yielded no results.

# Mediation Unit

Whenever mediation between a complainant/alleged victim and subject officer is suitable, it is offered by CCRB investigators. If the complainant/alleged victim and subject officer both agree to participate, a neutral, third-party mediator facilitates a conversation between the parties. “Mediation Attempted” refers to a situation in which an officer agrees to mediate and the complainant becomes unavailable (after the complainant initially agreed to mediation). The chart below indicates the number of mediations and attempted mediations in July and this year.

**Figure 40: Mediated Complaints Closed**

	July 2018			YTD 2018		
	Mediated	Mediation Attempted	Total	Mediated	Mediation Attempted	Total
Mediated Complaints	23	17	40	143	149	292

**Figure 41: Mediated FADO Allegations Closed**

	July 2018			YTD 2018		
	Mediated	Mediation Attempted	Total	Mediated	Mediation Attempted	Total
Force	2	5	7	27	24	51
Abuse of Authority	30	38	68	215	296	511
Discourtesy	9	8	17	57	65	122
Offensive Language	1	2	3	8	16	24
Total	42	53	95	307	401	708

**Figure 42: Mediated Complaints By Borough (July 2018)**

	Mediations
Bronx	4
Brooklyn	10
Manhattan	3
Queens	4
Staten Island	2

**Figure 43: Mediated Allegations By Borough (July 2018)**

	Mediations
Bronx	8
Brooklyn	16
Manhattan	7
Queens	8
Staten Island	3

**Figure 44: Mediated Complaints By Precinct  
(Jul 2018 - YTD 2018)**

Precinct	Jul 2018	YTD 2018	Precinct	Jul 2018	YTD 2018
1	0	1	67	1	2
5	0	1	69	0	8
6	1	2	70	0	4
9	0	2	71	1	2
10	0	1	72	1	2
13	0	1	73	0	2
14	1	4	75	0	3
17	0	3	77	1	3
18	0	5	78	1	2
19	0	2	79	1	1
20	0	2	83	0	1
23	0	1	84	0	2
24	0	1	88	0	1
25	0	1	90	0	1
26	0	2	94	1	1
28	0	1	100	0	2
32	0	3	101	0	3
33	0	2	102	1	1
34	1	3	103	0	4
40	1	1	104	1	4
42	0	1	105	0	1
44	0	6	106	0	1
45	0	1	107	0	1
46	0	8	108	0	1
47	2	3	111	1	1
49	0	2	112	1	2
50	1	2	113	0	5
52	0	1	114	0	1
60	0	2	115	0	1
61	0	1	121	0	4
62	1	1	122	1	3
63	0	2	123	1	1
66	1	2	NA	1	1

**Figure 45: Mediated Allegations By Precinct  
(Jul 2018 - YTD 2018)**

Precinct	Jul 2018	YTD 2018	Precinct	Jul 2018	YTD 2018
1	0	1	67	1	4
5	0	1	69	0	23
6	2	3	70	0	10
9	0	5	71	1	2
10	0	1	72	1	3
13	0	2	73	0	2
14	1	9	75	0	4
17	0	5	77	1	5
18	0	15	78	3	7
19	0	8	79	3	3
20	0	3	83	0	2
23	0	1	84	0	4
24	0	1	88	0	2
25	0	9	90	0	4
26	0	4	94	1	1
28	0	1	100	0	4
32	0	8	101	0	6
33	0	2	102	2	2
34	4	7	103	0	11
40	1	1	104	3	11
42	0	2	105	0	4
44	0	11	106	0	1
45	0	4	107	0	2
46	0	13	108	0	4
47	5	7	111	2	2
49	0	3	112	1	4
50	2	3	113	0	8
52	0	1	114	0	1
60	0	9	115	0	3
61	0	1	121	0	11
62	2	2	122	2	4
63	0	4	123	1	1
66	2	4	NA	1	1

# Administrative Prosecution Unit

The CCRB's Administrative Prosecution Unit (APU) prosecutes police misconduct cases when the Board has recommended charges, in the NYPD Trial Room. The APU is also able to offer pleas to officers who admit guilt rather than going to trial. Following a plea agreement or the conclusion of a disciplinary trial, cases are sent to the Police Commissioner for final penalties.

**Figure 46: Administrative Prosecution Unit Case Closures**

Disposition Category	Prosecution Disposition	Jul 2018	YTD 2018
Disciplinary Action	Not guilty after trial but Discipline Imposed	0	0
	Guilty after trial	2	7
	Trial verdict dismissed by PC, Comm. Disc. A imposed	0	0
	Trial verdict dismissed by PC, Comm. Disc. B imposed	0	0
	Trial verdict dismissed by PC, Formalized Training imposed	0	0
	Trial verdict dismissed by PC, Instructions imposed	0	0
	Trial verdict reversed by PC, Final verdict Guilty	0	0
	Resolved by plea	0	14
	Plea set aside, Comm. Disc. B	0	0
	Plea set aside, Comm. Disc. A	0	0
	Plea set aside, Formalized Training	0	0
	Plea set aside, Instructions	0	1
	*Retained, with discipline	0	2
	<b>Disciplinary Action Total</b>	<b>2</b>	<b>24</b>
No Disciplinary Action	Not guilty after trial	1	1
	Trial verdict reversed by PC, Final verdict Not Guilty	1	1
	Plea set aside, Without discipline	0	0
	**Retained, without discipline	0	2
	Dismissed by APU	0	0
	SOL Expired in APU	0	0
	<b>No Disciplinary Action Total</b>	<b>2</b>	<b>4</b>
Not Adjudicated	Charges not filed	0	0
	Deceased	0	0
	Other	0	1
	***Previously adjudicated, with discipline	0	0
	***Previously adjudicated, without discipline	0	0
	†Reconsidered by CCRB Board	0	1
	Retired	0	0
	SOL Expired prior to APU	0	0
	<b>Not Adjudicated Total</b>	<b>0</b>	<b>2</b>
	<b>Total Closures</b>	<b>4</b>	<b>30</b>

\*Retained cases are those in which the Department kept jurisdiction pursuant to Section 2 of the April 2, 2012 Memorandum of Understanding between the NYPD and the CCRB.

\*\* When the Department keeps jurisdiction pursuant to Section 2 and does not impose any discipline on the officer, it is the equivalent of a category referred to as "Department Unable to Prosecute" (DUP). Cases are referred to as DUP when the department decides that it will not discipline an officer against whom the Board recommended discipline other than charges.

\*\*\* In some cases, the Department conducts its own investigation and prosecution prior to the completion of the CCRB's investigation. In those cases, the APU does not conduct a second prosecution.

† Under the Board's reconsideration process, an officer who has charges recommended as the penalty for a substantiated allegation may have the recommended penalty changed to something other than charges or have the disposition changed to something other than substantiated. In those cases, the APU ceases its prosecution.



# NYPD Discipline

Under the New York City Charter, the Police Commissioner makes the final decision regarding discipline and the outcome of disciplinary trials.

The first chart reflects NYPD-imposed discipline for cases brought by the APU (Charges).

The chart on the following page reflects cases referred to the Police Commissioner where the Board recommended Command Discipline, Formalized Training or Instructions.

**Figure 47: NYPD Discipline Imposed for Adjudicated APU Cases**

<b>Discipline*</b>	<b>July 2018</b>	<b>YTD 2018</b>
Terminated	0	0
Suspension for or loss of vacation time of 31 or more days and/or Dismissal Probation	0	0
Suspension for or loss of vacation time of 21 to 30 days	0	0
Suspension for or loss of vacation time of 11 to 20 days	0	1
Suspension for or loss of vacation time of 1 to 10 days	2	20
Command Discipline B	0	0
Command Discipline A	0	0
Formalized Training**	0	2
Instructions***	0	1
Warned & Admonished/Reprimanded	0	0
<b>Disciplinary Action† Total</b>	<b>2</b>	<b>24</b>
No Disciplinary Action†	2	4
<b>Adjudicated Total</b>	<b>4</b>	<b>28</b>
<b>Discipline Rate</b>	<b>50%</b>	<b>86%</b>
Not Adjudicated† Total	0	2
<b>Total Closures</b>	<b>4</b>	<b>30</b>

\*Where more than one penalty is imposed on a respondent, it is reported under the more severe penalty.

\*\* Formalized training is conducted by the Police Academy, the NYPD Legal Bureau, or other NYPD Unit.

\*\*\* Instructions are conducted at the command level.

† The case closure types that define the "Disciplinary Action", "No Disciplinary Action" and "Not Adjudicated" categories are listed in Figure 43 on the previous page.

**Figure 48: NYPD Discipline Imposed for Non-APU Cases**

<b>Disposition</b>	<b>Disposition Type*</b>	<b>July 2018</b>	<b>YTD 2018</b>
Disciplinary Action	Terminated	0	0
	Suspension for or loss of vacation time of 31 or more days and/or Dismissal Probation	0	0
	Suspension for or loss of vacation time of 21 to 30 days	0	0
	Suspension for or loss of vacation time of 11 to 20 days	0	0
	Suspension for or loss of vacation time of 1 to 10 days	0	0
	Command Discipline B	0	5
	Command Discipline A	8	52
	Formalized Training**	19	96
	Instructions***	2	30
	Warned & admonished/Reprimanded	0	0
	<b>Total</b>	<b>29</b>	<b>183</b>
No Disciplinary Action	Not Guilty †	0	1
	Filed ††	1	4
	SOL Expired	0	4
	Department Unable to Prosecute†††	5	24
	No Finding ††††	0	3
	<b>Total</b>	<b>6</b>	<b>36</b>
	<b>Discipline Rate</b>	<b>83%</b>	<b>84%</b>
	<b>DUP Rate</b>	<b>14%</b>	<b>11%</b>

\*Where the respondent is found guilty of charges, and the penalty imposed would fall into more than one of the above listed categories, it is reported under the more severe penalty.

\*\* Formalized training is conducted by the Police Academy, the NYPD Legal Bureau, or other NYPD Unit.

\*\*\* Instructions are conducted at the command level.

† Trial outcomes in non-APU cases typically involve MOS who turned down command discipline, prompting the police department to proceed with charges.

†† "Filed" is a term used when the police department is not required to take action against the subject officer because the officer has resigned or retired from the department, or has been terminated.

††† When the department decides that it will not discipline an officer against whom the Board recommended discipline other than charges, those cases are referred to as "Department Unable to Prosecute," or DUP.

†††† "No Finding" refers to cases which the department reports as "Administratively Closed."

**Figure 49: NYPD Discipline Imposed for Allegations - Non-APU Cases (July 2018)**

Board Disposition	FADO Type	Allegation	Precinct	Borough	NYPD Discipline
Substantiated (Command Discipline A)	A	Other	6	Manhattan	Command Discipline A
Substantiated (Command Discipline A)	A	Retaliatory summons	13	Manhattan	Formalized Training
Substantiated (Command Discipline A)	A	Retaliatory summons	13	Manhattan	No Discipline
Substantiated (Command Discipline A)	F	Physical force	32	Manhattan	No Discipline
Substantiated (Command Discipline A)	A	Threat of force (verbal or physical)	32	Manhattan	No Discipline
Substantiated (Command Discipline A)	D	Word	32	Manhattan	No Discipline
Substantiated (Command Discipline A)	A	Premises entered and/or searched	34	Manhattan	Formalized Training
Substantiated (Command Discipline A)	A	Premises entered and/or searched	34	Manhattan	Formalized Training
Substantiated (Command Discipline A)	A	Premises entered and/or searched	34	Manhattan	Formalized Training
Substantiated (Command Discipline A)	A	Premises entered and/or searched	34	Manhattan	Formalized Training
Substantiated (Command Discipline A)	A	Premises entered and/or searched	34	Manhattan	Formalized Training
Substantiated (Command Discipline A)	A	Premises entered and/or searched	34	Manhattan	Formalized Training
Substantiated (Command Discipline A)	A	Frisk	34	Manhattan	Formalized Training
Substantiated (Command Discipline A)	A	Frisk	34	Manhattan	Formalized Training
Substantiated (Formalized Training)	F	Physical force	41	Bronx	Formalized Training
Substantiated (Formalized Training)	F	Physical force	41	Bronx	Formalized Training
Substantiated (Command Discipline B)	F	Chokehold	46	Bronx	No Discipline
Substantiated (Command Discipline B)	F	Chokehold	46	Bronx	No Discipline
Substantiated (Command Discipline B)	F	Physical force	46	Bronx	No Discipline
Substantiated (Command Discipline B)	F	Other	46	Bronx	No Discipline
Substantiated (Command Discipline B)	F	Other	46	Bronx	No Discipline
Substantiated (Command Discipline B)	A	Other	48	Bronx	Forfeit vacation
Substantiated (Formalized Training)	A	Other	48	Bronx	Formalized Training
Substantiated (Command Discipline B)	A	Stop	48	Bronx	Forfeit vacation
Substantiated (Formalized Training)	A	Stop	48	Bronx	Formalized Training
Substantiated (Formalized Training)	A	Vehicle search	50	Bronx	Formalized Training
Substantiated (Command Discipline B)	A	Vehicle search	52	Bronx	No Discipline
Substantiated (Command Discipline A)	A	Threat of force (verbal or physical)	52	Bronx	No Discipline
Substantiated (Command Discipline A)	D	Word	52	Bronx	No Discipline
Substantiated (Command Discipline A)	A	Frisk	52	Bronx	No Discipline
Substantiated (Command Discipline A)	A	Interference with recording	60	Brooklyn	Command Discipline A
Substantiated (Command Discipline A)	A	Stop	62	Brooklyn	Formalized Training

<b>Board Disposition</b>	<b>FADO Type</b>	<b>Allegation</b>	<b>Precinct</b>	<b>Borough</b>	<b>NYPD Discipline</b>
Substantiated (Command Discipline A)	A	Stop	62	Brooklyn	Formalized Training
Substantiated (Command Discipline A)	A	Stop	62	Brooklyn	Formalized Training
Substantiated (Command Discipline A)	A	Frisk	70	Brooklyn	Command Discipline A
Substantiated (Command Discipline A)	A	Stop	70	Brooklyn	Command Discipline A
Substantiated (Formalized Training)	A	Frisk	71	Brooklyn	Formalized Training
Substantiated (Command Discipline A)	D	Word	79	Brooklyn	Command Discipline A
Substantiated (Command Discipline A)	A	Retaliatory summons	81	Brooklyn	Command Discipline A
Substantiated (Command Lvl Instructions)	A	Retaliatory summons	88	Brooklyn	Command Discipline A
Substantiated (Command Lvl Instructions)	D	Action	88	Brooklyn	Instructions
Substantiated (Command Discipline B)	A	Vehicle search	100	Queens	Command Discipline A
Substantiated (Command Discipline B)	A	Frisk	100	Queens	Command Discipline A
Substantiated (Command Discipline B)	A	Interference with recording	100	Queens	Command Discipline A
Substantiated (Formalized Training)	A	Premises entered and/or searched	102	Queens	Formalized Training
Substantiated (Formalized Training)	A	Other	102	Queens	Formalized Training
Substantiated (Formalized Training)	A	Other	102	Queens	Formalized Training
Substantiated (Formalized Training)	A	Question	102	Queens	Formalized Training
Substantiated (Formalized Training)	A	Gun Drawn	105	Queens	Formalized Training
Substantiated (Formalized Training)	A	Seizure of property	105	Queens	Formalized Training
Substantiated (Formalized Training)	A	Frisk	105	Queens	Formalized Training
Substantiated (Formalized Training)	A	Search (of person)	105	Queens	Formalized Training
Substantiated (Command Discipline A)	A	Threat of arrest	107	Queens	Formalized Training
Substantiated (Command Lvl Instructions)	D	Word	114	Queens	Instructions

**Figure 50: NYPD Discipline Imposed for Allegations - APU Adjudicated Cases (July 2018)**

<b>Board Disposition</b>	<b>FADO Type</b>	<b>Allegation</b>	<b>Precinct</b>	<b>Borough</b>	<b>NYPD Discipline</b>
Substantiated (Charges)	F	Chokehold	17	Manhattan	Forfeit vacation 10 day(s)
Substantiated (Charges)	F	Physical force	17	Manhattan	Forfeit vacation 10 day(s)
Substantiated (Charges)	F	Other	17	Manhattan	Forfeit vacation 10 day(s)
Substantiated (Charges)	A	Retaliatory summons	17	Manhattan	Forfeit vacation 10 day(s)
Substantiated (Charges)	A	Vehicle search	47	Bronx	No Discipline ( Trial verdict reversed by PC, Final verdict Not Guilty)
Substantiated (Charges)	A	Premises entered and/or searched	47	Bronx	No Discipline ( Not guilty after trial)
Substantiated (Charges)	A	Seizure of property	47	Bronx	No Discipline ( Not guilty after trial)
Substantiated (Charges)	A	Frisk	47	Bronx	Forfeit vacation 2 day(s)
Substantiated (Charges)	A	Frisk	47	Bronx	Forfeit vacation 2 day(s)
Substantiated (Charges)	A	Frisk	47	Bronx	No Discipline ( Trial verdict reversed by PC, Final verdict Not Guilty)

## Appendix

Over the years, the CCRB has made many types of data publicly available. In reorganizing the Monthly Report, we do not intend to remove any valuable information from the public domain. However, the Agency believes that some information is essential to place in the main body of the Monthly Report, while more granular charts and figures are better suited to the Appendix. We welcome you to contact the CCRB at [www.nyc.gov](http://www.nyc.gov) or 212-912-7235 if you are having difficulty finding information on CCRB data that was formerly available.

**Figure 51: CCRB Open Docket - Age of CCRB Cases Based On Incident Date**

	July 2018		June 2018			
	Count	% of Total	Count	% of Total	Change	% Change
Cases 0-4 Months	1155	72.8%	1067	69.5%	88	8.2%
Cases 5-7 Months	231	14.6%	269	17.5%	-38	-14.1%
Cases 8 Months	45	2.8%	52	3.4%	-7	-13.5%
Cases 9 Months	41	2.6%	42	2.7%	-1	-2.4%
Cases 10 Months	29	1.8%	25	1.6%	4	16.0%
Cases 11 Months	19	1.2%	18	1.2%	1	5.6%
Cases 12 Months	14	0.9%	19	1.2%	-5	-26.3%
Cases 13 Months	14	0.9%	9	0.6%	5	55.6%
Cases 14 Months	8	0.5%	10	0.7%	-2	-20.0%
Cases 15 Months	9	0.6%	6	0.4%	3	50.0%
Cases 16 Months	4	0.3%	0	0.0%	4	NA
Cases 17 Months	1	0.1%	6	0.4%	-5	-83.3%
Cases 18 Months	3	0.2%	0	0.0%	3	NA
Cases Over 18 Months	13	0.8%	12	0.8%	1	8.3%
NA	0	0.0%	0	0.0%	0	NA
<b>Total</b>	<b>1586</b>	<b>100.0%</b>	<b>1535</b>	<b>100.0%</b>	<b>51</b>	<b>3.3%</b>

**Figure 52: CCRB Open Docket - Age of CCRB Cases Based On CCRB Received Date**

	July 2018		June 2018		Change	% Change
	Count	% of Total	Count	% of Total		
Cases 0-4 Months	1261	79.5%	1190	77.5%	71	6.0%
Cases 5-7 Months	196	12.4%	214	13.9%	-18	-8.4%
Cases 8 Months	36	2.3%	47	3.1%	-11	-23.4%
Cases 9 Months	36	2.3%	32	2.1%	4	12.5%
Cases 10 Months	18	1.1%	16	1.0%	2	12.5%
Cases 11 Months	13	0.8%	8	0.5%	5	62.5%
Cases 12 Months	6	0.4%	11	0.7%	-5	-45.5%
Cases 13 Months	7	0.4%	6	0.4%	1	16.7%
Cases 14 Months	3	0.2%	4	0.3%	-1	-25.0%
Cases 15 Months	3	0.2%	1	0.1%	2	200.0%
Cases 16 Months	1	0.1%	0	0.0%	1	NA
Cases 17 Months	0	0.0%	0	0.0%	0	NA
Cases 18 Months	0	0.0%	0	0.0%	0	NA
Cases Over 18 Months	6	0.4%	6	0.4%	0	0.0%
NA	0	0.0%	0	0.0%	0	NA
<b>Total</b>	<b>1586</b>	<b>100.0%</b>	<b>1535</b>	<b>100.0%</b>	<b>51</b>	<b>3.3%</b>

**Figure 53: CCRB Investigations Docket - Age of CCRB Cases Based On Incident Date**

	July 2018		June 2018			
	Count	% of Total	Count	% of Total	Change	% Change
Cases 0-4 Months	768	78.9%	735	77.9%	33	4.5%
Cases 5-7 Months	116	11.9%	121	12.8%	-5	-4.1%
Cases 8 Months	13	1.3%	21	2.2%	-8	-38.1%
Cases 9 Months	22	2.3%	12	1.3%	10	83.3%
Cases 10 Months	10	1.0%	11	1.2%	-1	-9.1%
Cases 11 Months	11	1.1%	11	1.2%	0	0.0%
Cases 12 Months	7	0.7%	9	1.0%	-2	-22.2%
Cases 13 Months	8	0.8%	3	0.3%	5	166.7%
Cases 14 Months	4	0.4%	6	0.6%	-2	-33.3%
Cases 15 Months	5	0.5%	2	0.2%	3	150.0%
Cases 16 Months	0	0.0%	0	0.0%	0	NA
Cases 17 Months	1	0.1%	3	0.3%	-2	-66.7%
Cases 18 Months	2	0.2%	0	0.0%	2	NA
Cases Over 18 Months	7	0.7%	10	1.1%	-3	-30.0%
NA	0	0.0%	0	0.0%	0	NA
<b>Total</b>	<b>974</b>	<b>100.0%</b>	<b>944</b>	<b>100.0%</b>	<b>30</b>	<b>3.2%</b>



**Figure 54: CCRB DA Hold Docket - Age of CCRB Cases Based On Incident Date**

	July 2018	
	Count	% of Total
Cases 0-4 Months	0	0.0%
Cases 5-7 Months	2	22.2%
Cases 8 Months	0	0.0%
Cases 9 Months	2	22.2%
Cases 10 Months	1	11.1%
Cases 11 Months	0	0.0%
Cases 12 Months	0	0.0%
Cases 13 Months	0	0.0%
Cases 14 Months	0	0.0%
Cases 15 Months	0	0.0%
Cases 16 Months	0	0.0%
Cases 17 Months	0	0.0%
Cases 18 Months	1	11.1%
Cases Over 18 Months	3	33.3%
NA	0	0.0%
<b>Total</b>	<b>9</b>	<b>100.0%</b>

**Figure 55: Disposition of Force Allegations (YTD 2018)**

Force Allegation	Substantiated		Exonerated		Unsubstantiated		Unfounded		Officer Unidentified		Miscellaneous	
	Count	%	Count	%	Count	%	Count	%	Count	%	Count	%
Gun Pointed	8	12.7%	26	41.3%	13	20.6%	10	15.9%	6	9.5%	0	0%
Gun fired	0	0%	4	100%	0	0%	0	0%	0	0%	0	0%
Nightstick as club (incl asp & baton)	2	12.5%	9	56.2%	1	6.2%	2	12.5%	2	12.5%	0	0%
Gun as club	0	0%	0	0%	3	100%	0	0%	0	0%	0	0%
Radio as club	0	0%	0	0%	0	0%	2	100%	0	0%	0	0%
Flashlight as club	1	100%	0	0%	0	0%	0	0%	0	0%	0	0%
Police shield	0	0%	1	33.3%	2	66.7%	0	0%	0	0%	0	0%
Vehicle	0	0%	0	0%	4	80%	1	20%	0	0%	0	0%
Other blunt instrument as a club	0	0%	1	20%	3	60%	1	20%	0	0%	0	0%
Hit against inanimate object	0	0%	3	15%	8	40%	8	40%	1	5%	0	0%
Chokehold	3	7.9%	0	0%	22	57.9%	8	21.1%	5	13.2%	0	0%
Pepper spray	8	61.5%	5	38.5%	0	0%	0	0%	0	0%	0	0%
Physical force	29	5.3%	215	39.3%	160	29.3%	66	12.1%	77	14.1%	0	0%
Handcuffs too tight	0	0%	0	0%	2	50%	2	50%	0	0%	0	0%
Nonlethal restraining device	3	21.4%	9	64.3%	1	7.1%	1	7.1%	0	0%	0	0%
Animal	0	0.0%	0	0.0%	0	0.0%	0	0.0%	0	0.0%	0	0.0%
Other	3	8.8%	7	20.6%	16	47.1%	6	17.6%	2	5.9%	0	0%
Restricted Breathing	0	0%	0	0%	11	47.8%	6	26.1%	6	26.1%	0	0%
<b>Total</b>	57	7.2%	280	35.2%	246	30.9%	113	14.2%	99	12.5%	0	0%

**Figure 56: Disposition of Abuse of Authority Allegations (YTD 2018)**

Abuse of Authority Allegation	Substantiated		Exonerated		Unsubstantiated		Unfounded		Officer Unidentified		Miscellaneous	
	Count	%	Count	%	Count	%	Count	%	Count	%	Count	%
Gun Drawn	0	0%	12	75%	2	12.5%	2	12.5%	0	0%	0	0%
Entry of Premises	6	7.3%	44	53.7%	28	34.1%	1	1.2%	3	3.7%	0	0%
Strip-searched	5	23.8%	5	23.8%	6	28.6%	3	14.3%	2	9.5%	0	0%
Vehicle stop	4	4.3%	48	51.6%	28	30.1%	0	0%	13	14%	0	0%
Vehicle search	13	13.1%	45	45.5%	30	30.3%	0	0%	11	11.1%	0	0%
Premises entered and/or searched	20	8.7%	155	67.1%	43	18.6%	5	2.2%	8	3.5%	0	0%
Threat of summons	2	28.6%	3	42.9%	1	14.3%	1	14.3%	0	0%	0	0%
Threat of arrest	10	5.1%	84	42.9%	66	33.7%	13	6.6%	23	11.7%	0	0%
Threat to notify ACS	2	22.2%	2	22.2%	5	55.6%	0	0%	0	0%	0	0%
Threat of force (verbal or physical)	7	6.9%	15	14.9%	54	53.5%	12	11.9%	13	12.9%	0	0%
Threat to damage/seize property	3	7.7%	10	25.6%	18	46.2%	2	5.1%	6	15.4%	0	0%
Property damaged	1	2.2%	8	17.4%	17	37%	4	8.7%	16	34.8%	0	0%
Refusal to process civilian complaint	9	37.5%	0	0%	7	29.2%	3	12.5%	5	20.8%	0	0%
Refusal to provide name/shield number	20	10.1%	4	2%	137	69.2%	25	12.6%	12	6.1%	0	0%
Retaliatory arrest	6	85.7%	0	0%	1	14.3%	0	0%	0	0%	0	0%
Retaliatory summons	4	80%	0	0%	0	0%	1	20%	0	0%	0	0%
Refusal to obtain medical treatment	3	5.9%	0	0%	35	68.6%	10	19.6%	3	5.9%	0	0%
Improper dissemination of medical info	0	0%	0	0%	0	0%	0	0%	1	100%	0	0%
Other	17	27%	32	50.8%	11	17.5%	0	0%	3	4.8%	0	0%
Seizure of property	2	9.1%	15	68.2%	4	18.2%	0	0%	1	4.5%	0	0%
Refusal to show search warrant	0	0%	0	0%	24	82.8%	4	13.8%	1	3.4%	0	0%
Frisk	42	28.4%	35	23.6%	40	27%	6	4.1%	25	16.9%	0	0%
Search (of person)	18	13%	26	18.8%	67	48.6%	4	2.9%	23	16.7%	0	0%
Stop	29	14.1%	91	44.4%	57	27.8%	6	2.9%	22	10.7%	0	0%
Question	5	13.9%	7	19.4%	13	36.1%	3	8.3%	8	22.2%	0	0%
Refusal to show arrest warrant	0	0%	0	0%	1	33.3%	0	0%	2	66.7%	0	0%
Interference with recording	11	31.4%	3	8.6%	10	28.6%	5	14.3%	6	17.1%	0	0%
Search of recording device	0	0%	0	0%	7	87.5%	1	12.5%	0	0%	0	0%
Electronic device information deletion	0	0%	0	0%	1	50%	0	0%	1	50%	0	0%

Forcible Removal to Hospital	3	3.8%	73	92.4%	2	2.5%	1	1.3%	0	0%	0	0%
Threat re: removal to hospital	2	28.6%	3	42.9%	2	28.6%	0	0%	0	0%	0	0%
Threat re: immigration status	0	0.0%	0	0.0%	0	0.0%	0	0.0%	0	0.0%	0	0.0%
Disseminated immigration status	0	0.0%	0	0.0%	0	0.0%	0	0.0%	0	0.0%	0	0.0%
Questioned immigration status	0	0%	0	0%	2	100%	0	0%	0	0%	0	0%
Search of Premises	5	12.2%	24	58.5%	9	22%	0	0%	3	7.3%	0	0%
Sex Miscon (Sexual Harassment, Verbal)	1	33.3%	0	0%	1	33.3%	0	0%	1	33.3%	0	0%
Sex Miscon (Sexual Harassment, Gesture)	0	0%	0	0%	0	0%	0	0%	1	100%	0	0%
Sexual Misconduct (Sexual Humiliation)	1	100%	0	0%	0	0%	0	0%	0	0%	0	0%
Sex Miscon (Sexual/Romantic Proposition)	0	0%	0	0%	1	100%	0	0%	0	0%	0	0%
Sex Miscon (Sexually Motivated Arrest)	0	0.0%	0	0.0%	0	0.0%	0	0.0%	0	0.0%	0	0.0%
Sex Miscon (Sexually Motivated Stop)	0	0.0%	0	0.0%	0	0.0%	0	0.0%	0	0.0%	0	0.0%
Sex Miscon (Sexually Motivated Frisk)	0	0.0%	0	0.0%	0	0.0%	0	0.0%	0	0.0%	0	0.0%
Sex Miscon (Sexually Motivated Search)	0	0.0%	0	0.0%	0	0.0%	0	0.0%	0	0.0%	0	0.0%
Sex Miscon (Sexually Motiv Strip-Search)	0	0.0%	0	0.0%	0	0.0%	0	0.0%	0	0.0%	0	0.0%
Sex Miscon (Sexually Motiv Vehicle Stop)	0	0.0%	0	0.0%	0	0.0%	0	0.0%	0	0.0%	0	0.0%
Sex Miscon (Sexually Motiv Photo/Video)	0	0.0%	0	0.0%	0	0.0%	0	0.0%	0	0.0%	0	0.0%
Sex Miscon (Sexually Motivated Summons)	0	0.0%	0	0.0%	0	0.0%	0	0.0%	0	0.0%	0	0.0%
Photography/Videography	0	0%	0	0%	1	100%	0	0%	0	0%	0	0%
Body Cavity Searches	0	0.0%	0	0.0%	0	0.0%	0	0.0%	0	0.0%	0	0.0%
<b>Total</b>	<b>251</b>	<b>12.2%</b>	<b>744</b>	<b>36.3%</b>	<b>731</b>	<b>35.6%</b>	<b>112</b>	<b>5.5%</b>	<b>213</b>	<b>10.4%</b>	<b>0</b>	<b>0%</b>

**Figure 57: Disposition of Discourtesy Allegations (YTD 2018)**

Discourtesy Allegation	Substantiated		Exonerated		Unsubstantiated		Unfounded		Officer Unidentified		Miscellaneous	
	Count	%	Count	%	Count	%	Count	%	Count	%	Count	%
Word	42	11.2%	13	3.5%	236	62.8%	37	9.8%	48	12.8%	0	0%
Gesture	0	0%	0	0%	4	80%	1	20%	0	0%	0	0%
Demeanor/tone	0	0.0%	0	0.0%	0	0.0%	0	0.0%	0	0.0%	0	0.0%
Action	4	8%	4	8%	27	54%	6	12%	9	18%	0	0%
Other	0	0%	0	0%	0	0%	1	100%	0	0%	0	0%
<b>Total</b>	46	10.6%	17	3.9%	267	61.8%	45	10.4%	57	13.2%	0	0%

**Figure 58: Disposition of Offensive Language Allegations (YTD 2018)**

Offensive Language Allegation	Substantiated		Exonerated		Unsubstantiated		Unfounded		Officer Unidentified		Miscellaneous	
	Count	%	Count	%	Count	%	Count	%	Count	%	Count	%
Race	0	0%	0	0%	23	74.2%	6	19.4%	2	6.5%	0	0%
Ethnicity	0	0%	0	0%	1	9.1%	7	63.6%	3	27.3%	0	0%
Religion	0	0.0%	0	0.0%	0	0.0%	0	0.0%	0	0.0%	0	0.0%
Gender	2	5%	0	0%	28	70%	8	20%	2	5%	0	0%
Sexual orientation	0	0%	0	0%	4	100%	0	0%	0	0%	0	0%
Physical disability	1	33.3%	0	0%	1	33.3%	0	0%	1	33.3%	0	0%
Other	2	14.3%	0	0%	6	42.9%	5	35.7%	1	7.1%	0	0%
Gender Identity	0	0.0%	0	0.0%	0	0.0%	0	0.0%	0	0.0%	0	0.0%
<b>Total</b>	5	4.9%	0	0%	63	61.2%	26	25.2%	9	8.7%	0	0%

**Figure 59: Administrative Prosecutions Unit Open Docket (July 2018)**

<b>Case Stage</b>	<b>Cases</b>	<b>Percent</b>
Case Off Calendar - Subsequent Appearance Pending	0	0%
Trial commenced	0	0%
Awaiting filing of charges	11	13%
Charges filed, awaiting service	47	54%
Charges served, CORD/SoEH/DCS pending	18	21%
Charges served, Conference Date Requested	2	2%
Calendared for court appearance	1	1%
Trial scheduled	2	2%
Plea agreed - paperwork pending	6	7%
<b>Total</b>	<b>87</b>	<b>100%</b>

CORD is the CO's Report on MOS facing discipline.  
SoEH is the Summary of Employment History.  
DCS is the Disciplinary Cover Sheet.

**Figure 60: Administrative Prosecutions Unit Cases Awaiting Final Disposition (July 2018)**

<b>Case Stage</b>	<b>Cases</b>	<b>Percent</b>
Disposition modified, awaiting final disp.	1	5%
Plea filed - awaiting approval by PC	13	59%
Verdict rendered - awaiting approval by PC	4	18%
Verdict rendered - Fogel response due	1	5%
Trial completed, awaiting verdict	3	14%
<b>Total</b>	<b>22</b>	<b>100%</b>

A Fogel response is a letter to the Trial Commissioner with comments from the CCRB on the Trial Commissioner's report and recommendation.

**Figure 61: Officers With CCRB Complaints Closed in 2018 by Command**

<b>Patrol Services Bureau</b>	<b>Substantiated MOS Jul 2018</b>	<b>Substantiated MOS YTD 2018</b>	<b>Total MOS Jul 2018</b>	<b>Total MOS YTD 2018</b>
Patrol Borough Manhattan South Total	2	6	36	156
Patrol Borough Manhattan North Total	3	39	31	266
Patrol Borough Bronx Total	6	34	62	441
Patrol Borough Brooklyn South Total	5	24	55	331
Patrol Borough Brooklyn North Total	1	27	50	322
Patrol Borough Queens South Total	0	10	23	247
Patrol Borough Queens North Total	2	7	32	109
Patrol Borough Staten Island Total	2	15	11	120
Special Operations Division Total	0	0	2	20
Other Patrol Services Bureau Commands Total	1	1	2	3
<b>Total</b>	<b>22</b>	<b>163</b>	<b>304</b>	<b>2015</b>
<b>Other Bureaus</b>				
Traffic Control Division Total	0	2	9	35
Transit Bureau Total	0	6	18	105
Housing Bureau Total	8	21	44	218
Organized Crime Control Bureau Total	2	6	25	90
Detective Bureau Total	2	5	12	90
Other Bureaus Total	6	8	14	72
<b>Total</b>	<b>18</b>	<b>48</b>	<b>122</b>	<b>610</b>
<b>Other Commands</b>				
Deputy Commissioners and Miscellaneous Commands Total	0	1	2	29
Undetermined	1	2	6	23
<b>Total</b>	<b>41</b>	<b>214</b>	<b>434</b>	<b>2677</b>

Table shows MOS command as recorded at the time of complaint.



**Figure 62A: Officers With CCRB Complaints Closed in 2018 by Command - Patrol Borough Manhattan South**

<b>Manhattan South</b>	<b>Substantiated MOS Jul 2018</b>	<b>Substantiated MOS YTD 2018</b>	<b>Total MOS Jul 2018</b>	<b>Total MOS YTD 2018</b>
001 Precinct	0	1	2	14
005 Precinct	0	1	3	19
006 Precinct	1	1	2	16
007 Precinct	0	0	5	11
009 Precinct	0	1	4	14
010 Precinct	0	1	1	11
013 Precinct	0	0	0	5
Midtown South Precinct	0	0	3	13
017 Precinct	0	0	2	7
Midtown North Precinct	1	1	9	32
<b>Precincts Total</b>	<b>2</b>	<b>6</b>	<b>31</b>	<b>142</b>
Patrol Borough Manhattan South Task Force	0	0	4	8
Patrol Borough Manhattan South HQ	0	0	1	6
Patrol Borough Manhattan South Anti-Crime Unit	0	0	0	0
<b>Patrol Borough Manhattan South Total</b>	<b>2</b>	<b>6</b>	<b>36</b>	<b>156</b>

Table shows MOS command as recorded at the time of complaint.

**Figure 62B: Officers With CCRB Complaints Closed in 2018 by Command - Patrol Borough Manhattan North**

<b>Manhattan North</b>	<b>Substantiated MOS Jul 2018</b>	<b>Substantiated MOS YTD 2018</b>	<b>Total MOS Jul 2018</b>	<b>Total MOS YTD 2018</b>
019 Precinct	0	3	1	22
020 Precinct	0	0	1	18
023 Precinct	1	2	8	24
024 Precinct	0	0	1	10
025 Precinct	1	1	2	18
026 Precinct	0	1	2	9
Central Park Precinct	0	1	0	4
028 Precinct	0	7	1	27
030 Precinct	0	3	0	18
032 Precinct	1	3	1	24
033 Precinct	0	1	4	36
034 Precinct	0	16	10	49
<b>Precincts Total</b>	<b>3</b>	<b>38</b>	<b>31</b>	<b>259</b>
Patrol Borough Manhattan North Task Force	0	0	0	0
Patrol Borough Manhattan North HQ	0	1	0	2
Patrol Borough Manhattan North Anti-Crime Unit	0	0	0	5
Manhattan North Impact Response Team	0	0	0	0
<b>Patrol Borough Manhattan North Total</b>	<b>3</b>	<b>39</b>	<b>31</b>	<b>266</b>

Table shows MOS command as recorded at the time of complaint.

**Figure 62C: Officers With CCRB Complaints Closed in 2018 by Command - Patrol Borough Bronx**

<b>Bronx</b>	<b>Substantiated MOS Jul 2018</b>	<b>Substantiated MOS YTD 2018</b>	<b>Total MOS Jul 2018</b>	<b>Total MOS YTD 2018</b>
040 Precinct	3	7	15	37
041 Precinct	0	4	3	31
042 Precinct	0	0	3	27
043 Precinct	0	1	0	14
044 Precinct	1	3	9	78
045 Precinct	2	4	3	21
046 Precinct	0	2	1	36
047 Precinct	0	5	11	48
048 Precinct	0	2	7	42
049 Precinct	0	1	0	21
050 Precinct	0	1	4	20
052 Precinct	0	4	6	64
<b>Precincts Total</b>	<b>6</b>	<b>34</b>	<b>62</b>	<b>439</b>
Patrol Borough Bronx Task Force	0	0	0	1
Patrol Borough Bronx HQ	0	0	0	0
Patrol Borough Bronx Anti-Crime Unit	0	0	0	1
Bronx Impact Response Team	0	0	0	0
<b>Patrol Borough Bronx Total</b>	<b>6</b>	<b>34</b>	<b>62</b>	<b>441</b>

Table shows MOS command as recorded at the time of complaint.

**Figure 62D: Officers With CCRB Complaints Closed in 2018 by Command - Patrol Borough Brooklyn South**

<b>Brooklyn South</b>	<b>Substantiated MOS Jul 2018</b>	<b>Substantiated MOS YTD 2018</b>	<b>Total MOS Jul 2018</b>	<b>Total MOS YTD 2018</b>
060 Precinct	1	1	4	25
061 Precinct	0	0	3	21
062 Precinct	0	1	3	16
063 Precinct	0	5	2	22
066 Precinct	0	0	2	13
067 Precinct	0	3	7	63
068 Precinct	0	4	0	14
069 Precinct	2	6	13	48
070 Precinct	0	0	4	24
071 Precinct	0	0	6	29
072 Precinct	0	1	2	22
076 Precinct	0	0	1	16
078 Precinct	0	0	6	9
<b>Precincts Total</b>	<b>3</b>	<b>21</b>	<b>53</b>	<b>322</b>
Patrol Borough Brooklyn South Task Force	2	3	2	5
Patrol Borough Brooklyn South HQ	0	0	0	0
Patrol Borough Brooklyn South Anti-Crime Unit	0	0	0	4
Brooklyn South Impact Response Team	0	0	0	0
<b>Patrol Borough Brooklyn South Total</b>	<b>5</b>	<b>24</b>	<b>55</b>	<b>331</b>

Table shows MOS command as recorded at the time of complaint.

**Figure 62E: Officers With CCRB Complaints Closed in 2018 by Command - Patrol Borough Brooklyn North**

<b>Brooklyn North</b>	<b>Substantiated MOS Jul 2018</b>	<b>Substantiated MOS YTD 2018</b>	<b>Total MOS Jul 2018</b>	<b>Total MOS YTD 2018</b>
073 Precinct	0	3	3	38
075 Precinct	0	3	12	72
077 Precinct	0	4	10	45
079 Precinct	0	3	8	44
081 Precinct	1	5	6	39
083 Precinct	0	3	1	20
084 Precinct	0	2	4	27
088 Precinct	0	2	0	10
090 Precinct	0	0	1	9
094 Precinct	0	0	3	9
<b>Precincts Total</b>	<b>1</b>	<b>25</b>	<b>48</b>	<b>313</b>
Patrol Borough Brooklyn North Task Force	0	0	0	0
Patrol Borough Brooklyn North HQ	0	2	0	3
Patrol Borough Brooklyn North Anti-Crime Unit	0	0	2	6
Brooklyn North Impact Response Team	0	0	0	0
<b>Patrol Borough Brooklyn North Total</b>	<b>1</b>	<b>27</b>	<b>50</b>	<b>322</b>

Table shows MOS command as recorded at the time of complaint.

**Figure 62F: Officers With CCRB Complaints Closed in 2018 by Command - Patrol Borough Queens South**

<b>Queens South</b>	<b>Substantiated MOS Jul 2018</b>	<b>Substantiated MOS YTD 2018</b>	<b>Total MOS Jul 2018</b>	<b>Total MOS YTD 2018</b>
100 Precinct	0	0	1	12
101 Precinct	0	1	4	51
102 Precinct	0	1	1	20
103 Precinct	0	0	6	40
105 Precinct	0	1	2	23
106 Precinct	0	2	2	18
107 Precinct	0	1	2	24
113 Precinct	0	4	5	55
<b>Precincts Total</b>	<b>0</b>	<b>10</b>	<b>23</b>	<b>243</b>
Patrol Borough Queens South Task Force	0	0	0	1
Patrol Borough Queens South HQ	0	0	0	0
Patrol Borough Queens South Anti-Crime Unit	0	0	0	3
Queens South Impact Response Team	0	0	0	0
<b>Patrol Borough Queens South Total</b>	<b>0</b>	<b>10</b>	<b>23</b>	<b>247</b>

Table shows MOS command as recorded at the time of complaint.

**Figure 62G: Officers With CCRB Complaints Closed in 2018 by Command - Patrol Borough Queens North**

<b>Queens North</b>	<b>Substantiated MOS Jul 2018</b>	<b>Substantiated MOS YTD 2018</b>	<b>Total MOS Jul 2018</b>	<b>Total MOS YTD 2018</b>
104 Precinct	0	0	1	10
108 Precinct	1	1	2	7
109 Precinct	0	0	10	19
110 Precinct	0	0	6	14
111 Precinct	0	0	1	8
112 Precinct	0	0	3	8
114 Precinct	1	5	9	33
115 Precinct	0	0	0	9
<b>Precincts Total</b>	<b>2</b>	<b>6</b>	<b>32</b>	<b>108</b>
Patrol Borough Queens North Task Force	0	0	0	0
Patrol Borough Queens North HQ	0	1	0	1
Patrol Borough Queens North Anti-Crime Unit	0	0	0	0
<b>Patrol Borough Queens North Total</b>	<b>2</b>	<b>7</b>	<b>32</b>	<b>109</b>

Table shows MOS command as recorded at the time of complaint.

**Figure 62H: Officers With CCRB Complaints Closed in 2018 by Command - Patrol Borough Staten Island**

<b>Staten Island</b>	<b>Substantiated MOS Jul 2018</b>	<b>Substantiated MOS YTD 2018</b>	<b>Total MOS Jul 2018</b>	<b>Total MOS YTD 2018</b>
120 Precinct	0	7	5	56
122 Precinct	0	3	1	30
123 Precinct	1	1	4	14
121 Precinct	0	0	0	8
<b>Precincts Total</b>	<b>1</b>	<b>11</b>	<b>10</b>	<b>108</b>
Patrol Borough Staten Island Task Force	0	0	0	1
Patrol Borough Staten Island HQ	1	4	1	8
Patrol Borough Staten Island Anti-Crime Unit	0	0	0	3
Staten Island Housing Unit	0	0	0	0
Staten Island Court Section	0	0	0	0
Staten Island Impact Response Team	0	0	0	0
<b>Patrol Borough Staten Island Total</b>	<b>2</b>	<b>15</b>	<b>11</b>	<b>120</b>

Table shows MOS command as recorded at the time of complaint.



**Figure 62I: Officers With CCRB Complaints Closed in 2018 by Command - Special Operations Division**

<b>Special Operations</b>	<b>Substantiated MOS Jul 2018</b>	<b>Substantiated MOS YTD 2018</b>	<b>Total MOS Jul 2018</b>	<b>Total MOS YTD 2018</b>
Emergency Services Unit and Squads 1-10	0	0	2	14
Harbor Unit	0	0	0	4
Aviation Unit	0	0	0	0
Canine Team	0	0	0	0
Mounted Unit	0	0	0	1
2 SOD Strategic Response Group	0	0	0	1
Special Operations Division Headquarters	0	0	0	0
<b>Special Operations Division Total</b>	<b>0</b>	<b>0</b>	<b>2</b>	<b>20</b>

Table shows MOS command as recorded at the time of complaint.

**Figure 62J: Officers With CCRB Complaints Closed in 2018 by Command - Other Patrol Services Bureau Commands**

<b>Other Patrol Services Bureau Commands</b>	<b>Substantiated MOS Jul 2018</b>	<b>Substantiated MOS YTD 2018</b>	<b>Total MOS Jul 2018</b>	<b>Total MOS YTD 2018</b>
Chiefs Office	1	1	2	3
Special Operations Division Taxi Unit	0	0	0	0
<b>Other Patrol Services Bureau Commands Total</b>	<b>1</b>	<b>1</b>	<b>2</b>	<b>3</b>

Table shows MOS command as recorded at the time of complaint.

**Figure 62K: Officers With CCRB Complaints Closed in 2018 by Command - Traffic Control Division**

<b>Traffic Control Division</b>	<b>Substantiated MOS Jul 2018</b>	<b>Substantiated MOS YTD 2018</b>	<b>Total MOS Jul 2018</b>	<b>Total MOS YTD 2018</b>
Traffic Control Division - Headquarters Command	0	0	0	0
Manhattan Traffic Task Force	0	0	3	3
Brooklyn Traffic Task Force	0	0	0	0
Bronx Traffic Task Force	0	0	0	0
Queens Traffic Task Force	0	0	0	0
Surface Transportation Enforcement Division (STED)	0	0	1	1
Bus Unit	0	0	0	3
Traffic Control Parking Enforcement District	0	0	0	0
Traffic Control Tow Units	0	0	0	0
Traffic Control Summons Enforcement	0	0	0	0
Traffic Command Intersection Control	0	0	0	0
Traffic Control Intelligence Unit	0	0	0	0
Highway District	0	1	1	3
Highway Unit #1	0	0	1	10
Highway Unit #2	0	0	1	5
Highway Unit #3	0	1	0	7
Highway Unit #4	0	0	0	0
Highway Unit #5	0	0	2	3
Highway Safety Enforcement Unit	0	0	0	0
Movie and TV Unit	0	0	0	0
<b>Traffic Control Division Total</b>	<b>0</b>	<b>2</b>	<b>9</b>	<b>35</b>

Table shows MOS command as recorded at the time of complaint.

**Figure 62L: Officers With CCRB Complaints Closed in 2018 by Command - Transit Bureau**

<b>Transit Bureau</b>	<b>Substantiated MOS Jul 2018</b>	<b>Substantiated MOS YTD 2018</b>	<b>Total MOS Jul 2018</b>	<b>Total MOS YTD 2018</b>
Transit Bureau Headquarters	0	0	0	0
Transit Bureau Authority Liaison	0	0	0	0
Transit Bureau Inspections	0	0	0	0
Transit Bureau Spec. Invest. Unit	0	0	0	0
Transit Bureau Crime Analysis	0	0	0	0
Transit Bureau Patrol Operations	0	0	0	0
Transit Bureau Manhattan	0	0	0	0
Transit Bureau Bronx	0	0	0	0
Transit Bureau Queens	0	0	0	0
Transit Bureau Brooklyn	0	0	0	0
TB DT01	0	0	2	4
TB DT02	0	2	3	19
TB DT03	0	0	0	15
TB DT04	0	0	2	12
TB DT11	0	0	0	5
TB DT12	0	0	3	5
TB DT20	0	0	1	4
TB DT23	0	0	1	2
TB DT30	0	0	2	5
TB DT32	0	0	0	4
TB DT33	0	0	1	6
TB DT34	0	0	0	3
Transit Bureau Manhattan Task Force	0	2	0	10
Transit Bureau Bronx Task Force	0	0	0	0
Transit Bureau Queens Task Force	0	0	0	0
Transit Bureau Brooklyn Task Force	0	1	0	2
Transit Bureau Homeless Outreach Unit	0	0	1	1
Transit Division Canine Unit	0	0	0	1
Transit Bureau Vandal Unit	0	0	0	0
Transit Bureau Special Operations Unit	0	0	2	4
TB Anti-Terrorism	0	1	0	3
Transportation Bureau and Transit Other Commands	0	0	0	0
<b>Transit Bureau Total</b>	<b>0</b>	<b>6</b>	<b>18</b>	<b>105</b>

Table shows MOS command as recorded at the time of complaint.

**Figure 62M: Officers With CCRB Complaints Closed in 2018 by Command - Housing Bureau**

<b>Housing Bureau</b>	<b>Substantiated MOS Jul 2018</b>	<b>Substantiated MOS YTD 2018</b>	<b>Total MOS Jul 2018</b>	<b>Total MOS YTD 2018</b>
Housing Bureau (Office of the Chief Command Center)	0	0	0	0
Housing Bureau Special Operations Section	0	0	0	0
PSA 1	0	0	0	13
PSA 2	0	1	12	44
PSA 3	1	1	5	14
PSA 4	0	0	3	23
PSA 5	0	1	1	15
PSA 6	0	1	2	20
PSA 7	7	12	13	49
PSA 8	0	4	7	19
PSA 9	0	0	1	16
Housing Bureau Brooklyn/Staten Island	0	0	0	0
Housing Bureau Manhattan	0	0	0	0
Housing Bureau Bronx/Queens	0	0	0	0
Housing Bureau Investigations	0	0	0	0
Housing Bureau Elevator Vandalism Unit	0	0	0	0
Housing Bureau Operations and Misc. Commands	0	0	0	0
<b>Housing Bureau Total</b>	<b>8</b>	<b>21</b>	<b>44</b>	<b>218</b>
Housing Borough Brooklyn Impact Response Team	0	1	0	5
Housing Borough Manhattan Impact Response Team	0	0	0	0
Housing Borough Bronx/Queens Impact Response Team	0	0	0	0
<b>Housing Bureau Total</b>	<b>8</b>	<b>21</b>	<b>44</b>	<b>218</b>

Table shows MOS command as recorded at the time of complaint.

**Figure 62N: Officers With CCRB Complaints Closed in 2018 by Command - Organized Crime Control Bureau**

<b>Organized Crime Control Bureau</b>	<b>Substantiated MOS Jul 2018</b>	<b>Substantiated MOS YTD 2018</b>	<b>Total MOS Jul 2018</b>	<b>Total MOS YTD 2018</b>
Queens Narcotics	2	2	12	23
Manhattan North Narcotics	0	0	0	2
Manhattan South Narcotics	0	0	2	6
Bronx Narcotics	0	3	1	14
Staten Island Narcotics	0	0	3	11
Brooklyn North Narcotics	0	0	5	21
Brooklyn South Narcotics	0	1	1	10
Narcotics Headquarters	0	0	0	0
Auto Crime Division	0	0	0	2
Vice Enforcement Division	0	0	0	0
Drug Enforcement Task Force	0	0	0	0
Organized Crime Headquarters	0	0	1	1
<b>Organized Crime Control Bureau Total</b>	<b>2</b>	<b>6</b>	<b>25</b>	<b>90</b>

Table shows MOS command as recorded at the time of complaint.

**Figure 620: Officers With CCRB Complaints Closed in 2018 by Command - Detective Bureau**

<b>Detective Bureau</b>	<b>Substantiated MOS Jul 2018</b>	<b>Substantiated MOS YTD 2018</b>	<b>Total MOS Jul 2018</b>	<b>Total MOS YTD 2018</b>
Detective Bureau Headquarters	0	0	0	3
Central Investigation and Resource Division	0	0	0	0
Special Investigations Division	0	0	2	2
Special Victims Division	1	2	1	9
Forensic Investigations Division	0	0	0	0
Fugitive Enforcement Division	0	0	0	0
Gang Division	0	1	2	16
Detective Borough Bronx	0	0	4	13
Detective Borough Manhattan	0	0	0	15
Detective Borough Brooklyn	1	1	3	18
Detective Borough Queens	0	1	0	13
Detective Borough Staten Island	0	0	0	1
DB Queens North Operations	0	0	0	0
DB Queens South Operations	0	0	0	0
<b>Detective Bureau Total</b>	<b>2</b>	<b>5</b>	<b>12</b>	<b>90</b>

Table shows MOS command as recorded at the time of complaint.

**Figure 62P: Officers With CCRB Complaints Closed in 2018 by Command - Other Bureaus**

<b>Other Bureaus</b>	<b>Substantiated MOS Jul 2018</b>	<b>Substantiated MOS YTD 2018</b>	<b>Total MOS Jul 2018</b>	<b>Total MOS YTD 2018</b>
Internal Affairs Bureau				
Internal Affairs Bureau	0	0	0	2
Criminal Justice Bureau				
Court Division	6	8	14	65
Court Bureau	0	0	0	0
Court LMSI	0	0	0	0
Court Unit	0	0	0	0
Criminal Justice Headquarters	0	0	0	1
Support Services Bureau				
Property Clerk Division	0	0	0	3
Fleet Services	0	0	0	0
Central Records Division	0	0	0	0
Personnel Bureau				
Applicant Processing Division	0	0	0	0
Health Services	0	0	0	0
Personnel Bureau Headquarters	0	0	0	1
<b>Other Bureaus Total</b>	<b>6</b>	<b>8</b>	<b>14</b>	<b>72</b>

Table shows MOS command as recorded at the time of complaint.



**Figure 62Q: Officers With CCRB Complaints Closed in 2018 by Command - Deputy Commissioners and Miscellaneous Commands**

<b>Deputy Commissioners and Miscellaneous Commands</b>	<b>Substantiated MOS Jul 2018</b>	<b>Substantiated MOS YTD 2018</b>	<b>Total MOS Jul 2018</b>	<b>Total MOS YTD 2018</b>
Deputy Commissioner Legal Matters - License Division	0	0	0	0
Deputy Commissioner Legal Matters - Legal Bureau	0	0	0	0
DC Training	0	0	0	0
Deputy Commissioner Training - Police Academy	0	0	0	0
Deputy Commissioner Training - Police Academy Training	0	0	0	2
Deputy Commissioner Training - In-service Training Section	0	0	0	0
Deputy Commissioner Management and Budget	0	0	0	0
Police Commissioner Office	0	0	0	0
Community Affairs Division	0	0	0	0
Chief of Community Affairs	0	0	0	0
Community Affairs Juvenile Section	0	0	0	0
School Safety Bronx/Manhattan	0	0	0	0
School Safety Queens/Brooklyn	0	0	0	4
Office of Equal Employment	0	0	0	0
Deputy Commissioner Operations	0	0	0	1
DC Operations Financial Mgmt.	0	0	0	0
Intelligence Division	0	1	2	19
Chief of Department	0	0	0	3
Department Advocate	0	0	0	0
Deputy Commissioner Public Information	0	0	0	0
Crime Prevention	0	0	0	0
First Deputy Commissioner	0	0	0	0
Office of Management, Analysis and Planning	0	0	0	0
Quality Assurance Division	0	0	0	0
Deputy Commissioner Counterterrorism	0	0	0	0
Chief of Department Evaluation Section	0	0	0	0
<b>Deputy Commissioners and Miscellaneous Commands Total</b>	<b>0</b>	<b>1</b>	<b>2</b>	<b>29</b>

Table shows MOS command as recorded at the time of complaint.