

**DAILY REPORT**

1/17/2023

(Data from Monday, January 16, 2023)

**Code Blue**

SINGLE ADULTS	
Drop-in Center Clients Served	574
Drop-in Center Overnight Census	173
Faith Bed Census	25
Outreach Contacts	264
Outreach Placements	30
Safe Haven Utilization	1538
Veterans In Short-term Housing	212
Criminal Justice Short-term Housing (Note: This count is also included in the <b>TOTAL SHELTER CENSUS</b> )	144

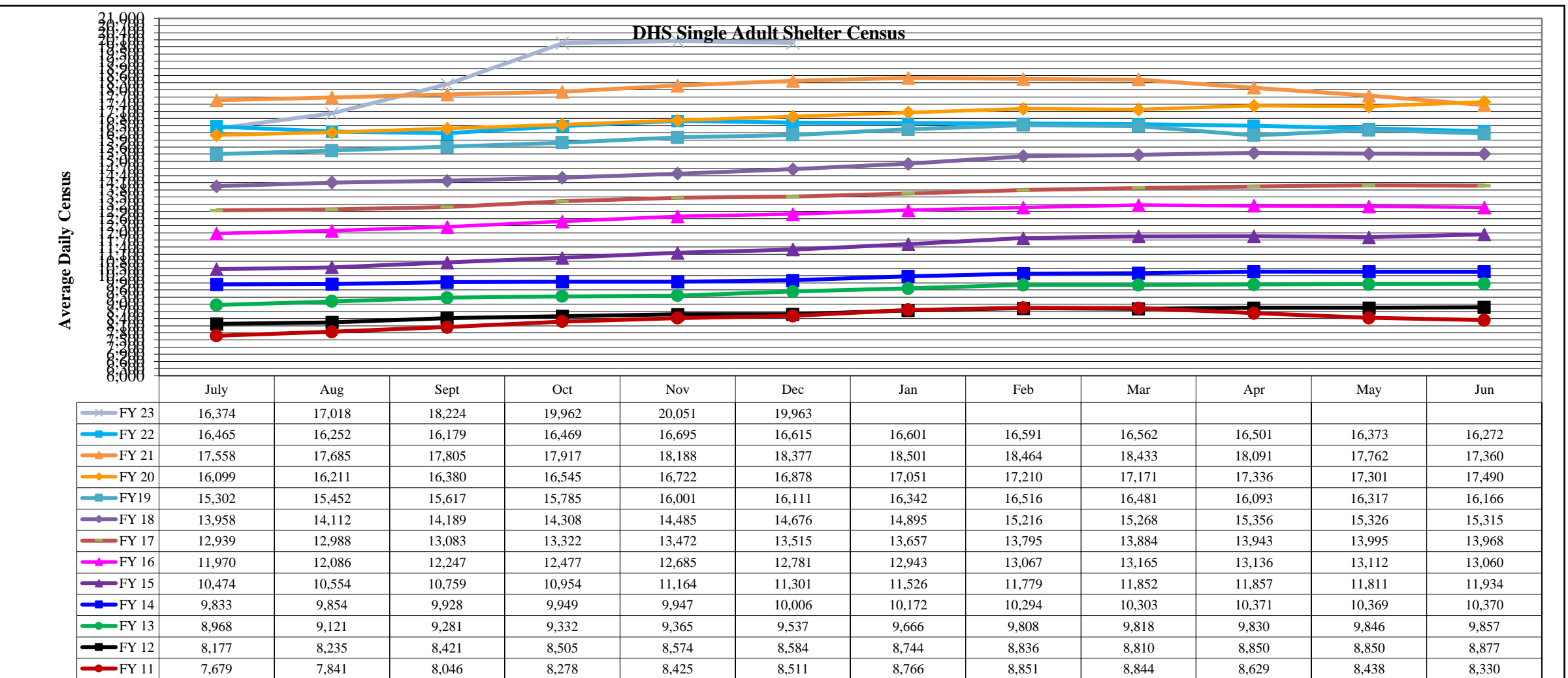
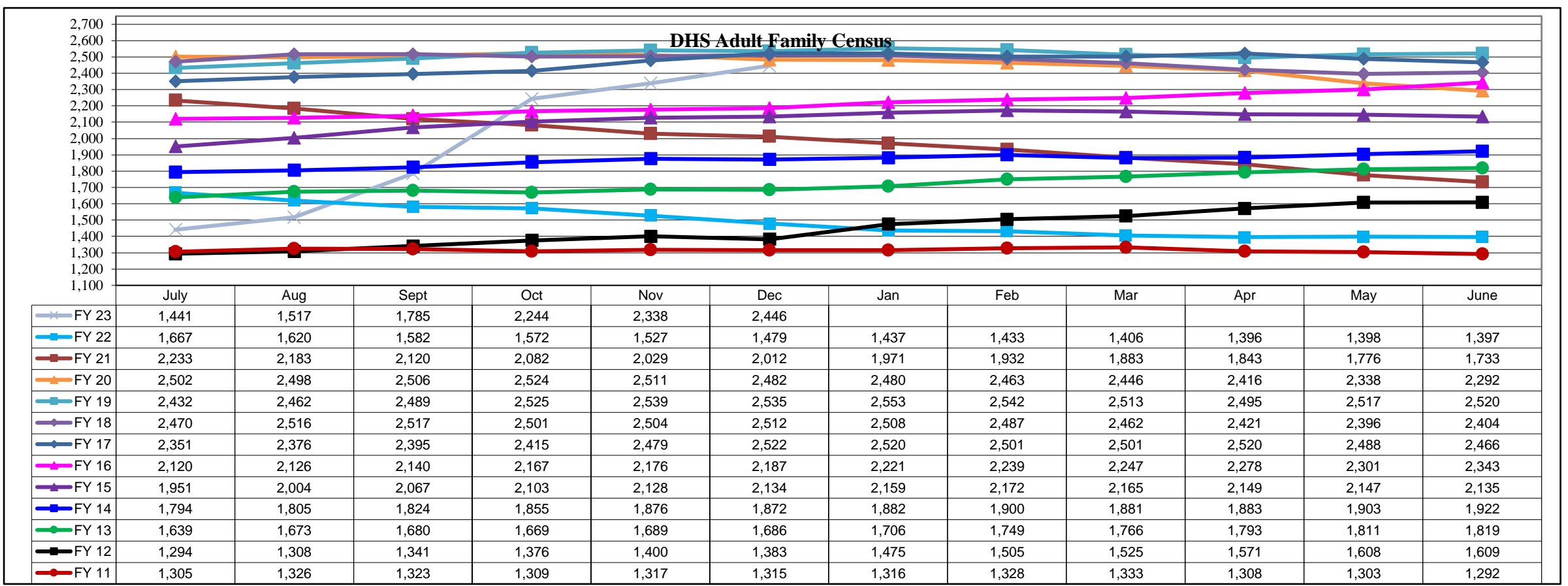
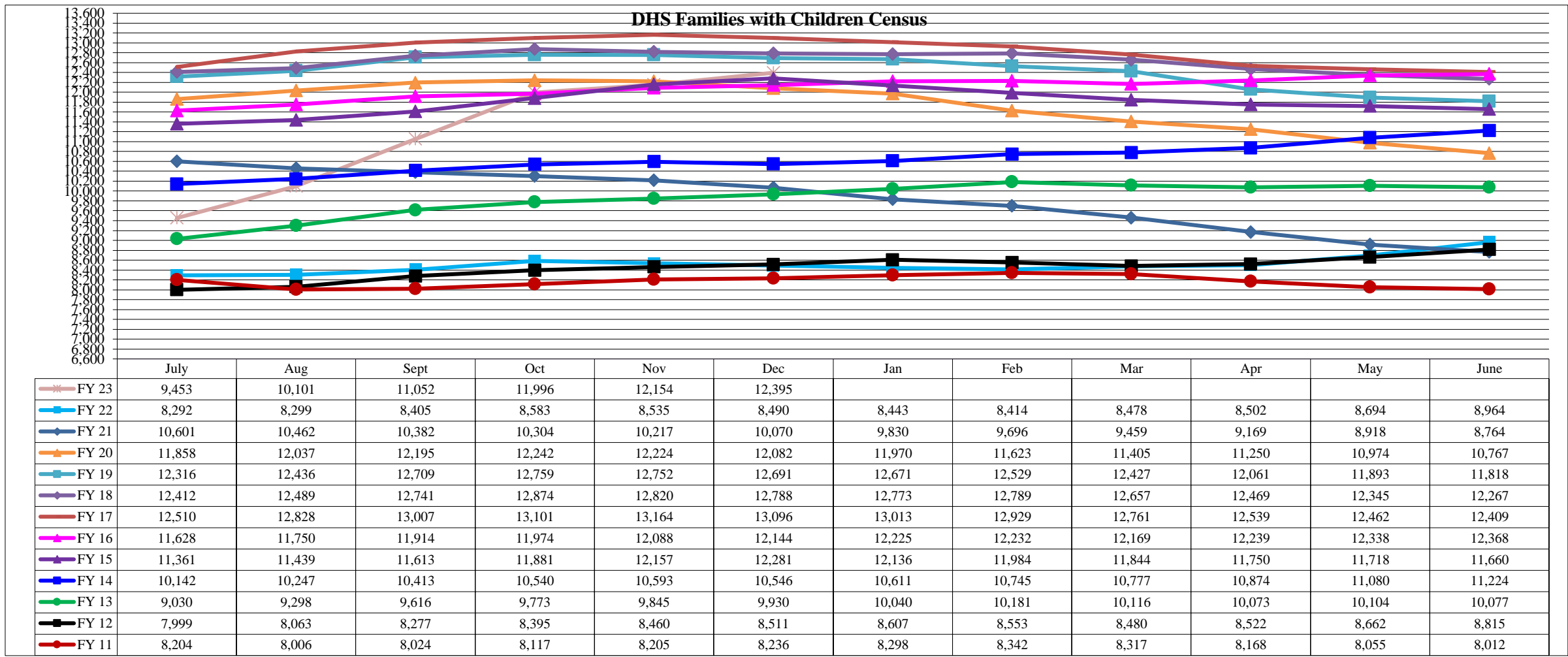
FAMILY INTAKE	
Families with Children Requesting Temporary Housing	137
Adult Families Requesting Temporary Housing	40
Families Placed in Overnight Accommodations	0
Families w/children at PATH Overnight (pre 10PM)	0

TOTAL SHELTER CENSUS	
Adults	46,511
Children	22,564
<b>Total Individuals</b>	<b>69,075</b>

SINGLE ADULTS	
Men	16,305
Women	4,462
<b>Total Single Adults</b>	<b>20,767</b>

FAMILIES WITH CHILDREN	
<b>Families</b>	13,142
Adults	20,069
Children	22,564
<b>Individuals</b>	<b>42,633</b>

ADULT FAMILIES CENSUS	
<b>Families</b>	2,674
<b>Individuals (Adults)</b>	<b>5,675</b>



\*Due to data conversion the average monthly census for December 2011 and January 2012 for Families with Children and Adult Families is based upon data for a partial month.