

DAILY REPORT

6/27/2022

(Data from Sunday, June 26, 2022)

SINGLE ADULTS	
Drop-in Center Clients Served	439
Drop-in Center Overnight Census	114
Faith Bed Census	21
Outreach Contacts	193
Outreach Placements	17
Safe Haven Utilization	1499
Veterans In Short-term Housing	182
Criminal Justice Short-term Housing	76

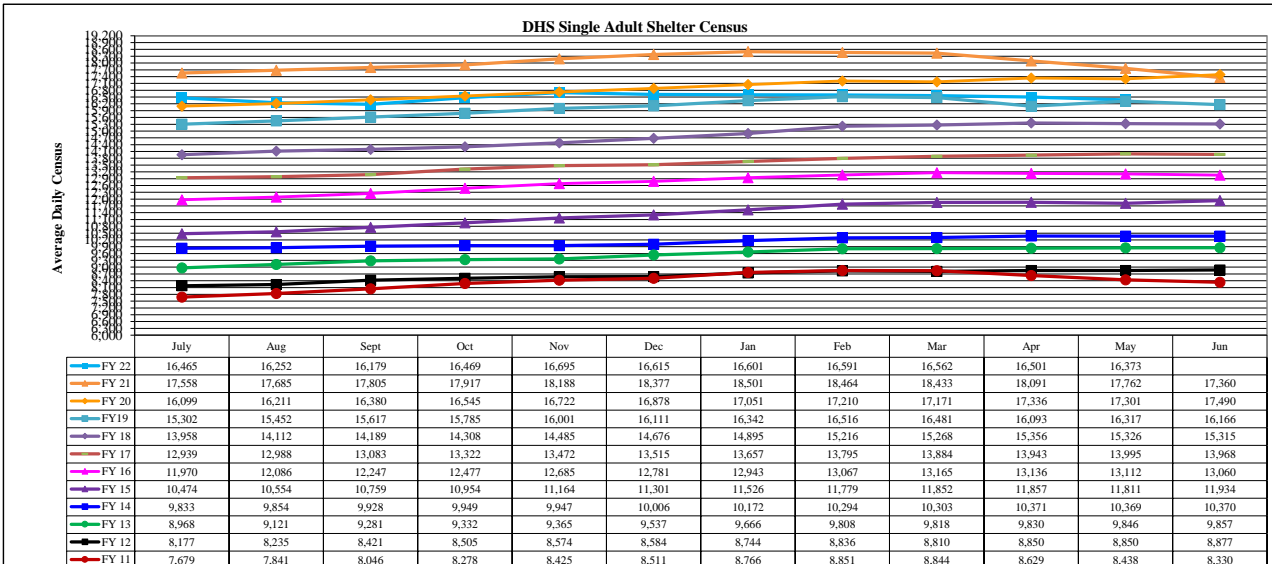
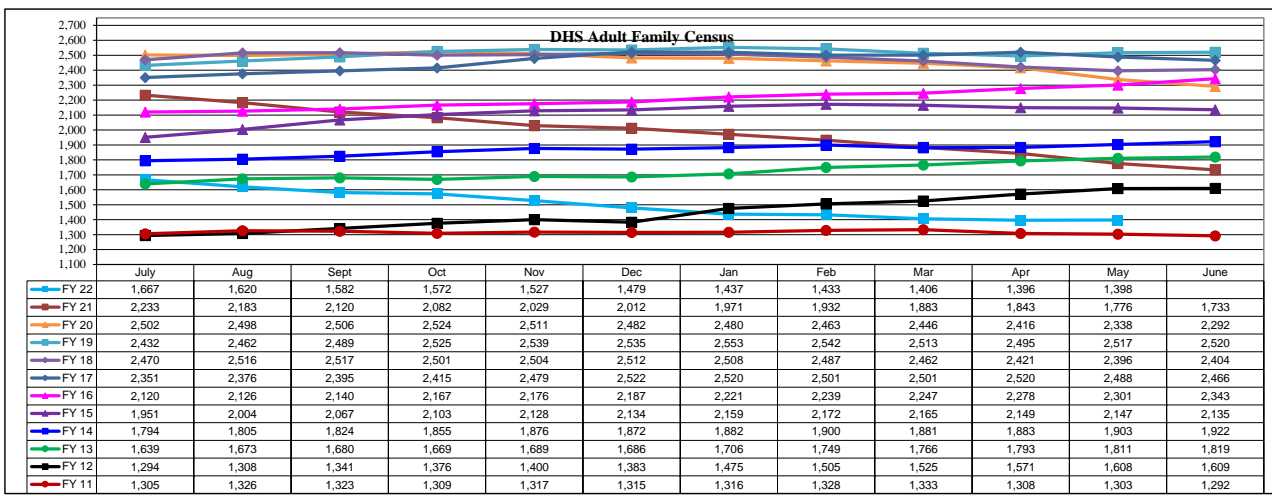
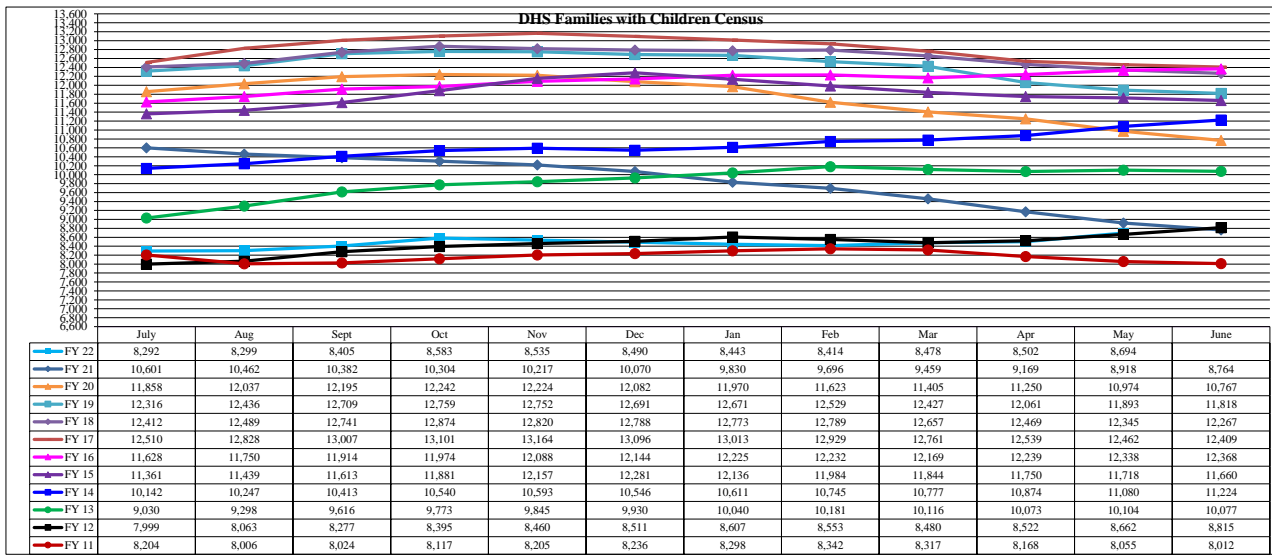
FAMILY INTAKE	
Families Requesting Temporary Housing at PATH	70
Adult Families Requesting Temporary Housing at AFIC	13
Families Placed in Overnight Accommodations	0
Families w/children at PATH Overnight (pre 10PM)	0

TOTAL SHELTER CENSUS	
Adults	31,504
Children	15,593
Total Individuals	47,097

SINGLE ADULTS	
Men	12,130
Women	4,050
Total Single Adults	16,180

FAMILIES WITH CHILDREN	
Families	9,121
Adults	12,388
Children	15,593
Individuals	27,981

ADULT FAMILIES CENSUS	
Families	1,396
Individuals (Adults)	2,936



*Due to data conversion the average monthly census for December 2011 and January 2012 for Families with Children and Adult Families is based upon data for a partial month.