

**DAILY REPORT**

6/23/2020

(Data from Monday, June 22, 2020)

SINGLE ADULTS	
Drop-in Center Clients Served	339
Drop-in Center Overnight Census	99
Faith Bed Census	49
Outreach Contacts	250
Outreach Placements	11
Safe Haven Utilization	1105
Veterans In Short-term Housing	240
Criminal Justice Short-term Housing	128

Incomplete (4)  
Incomplete (4)  
Incomplete (4)

FAMILY INTAKE	
Families Requesting Temporary Housing at PATH	73
Adult Families Requesting Temporary Housing at AFIC	12
Families Placed in Overnight Accommodations	0
Families w/children at PATH Overnight (pre 10PM)	0

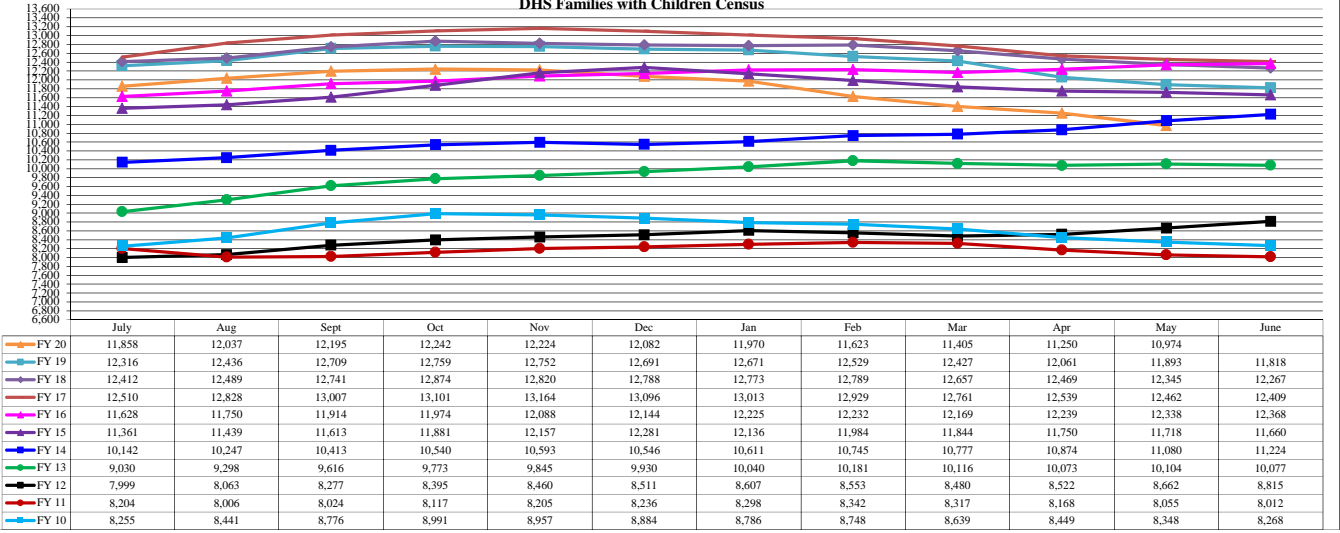
TOTAL SHELTER CENSUS	
Adults	36,687
Children	19,170
<b>Total Individuals</b>	<b>55,857</b>

SINGLE ADULT SHELTER CENSUS	
Men	13,010
Women	4,485
<b>Total Single Adults</b>	<b>17,495</b>

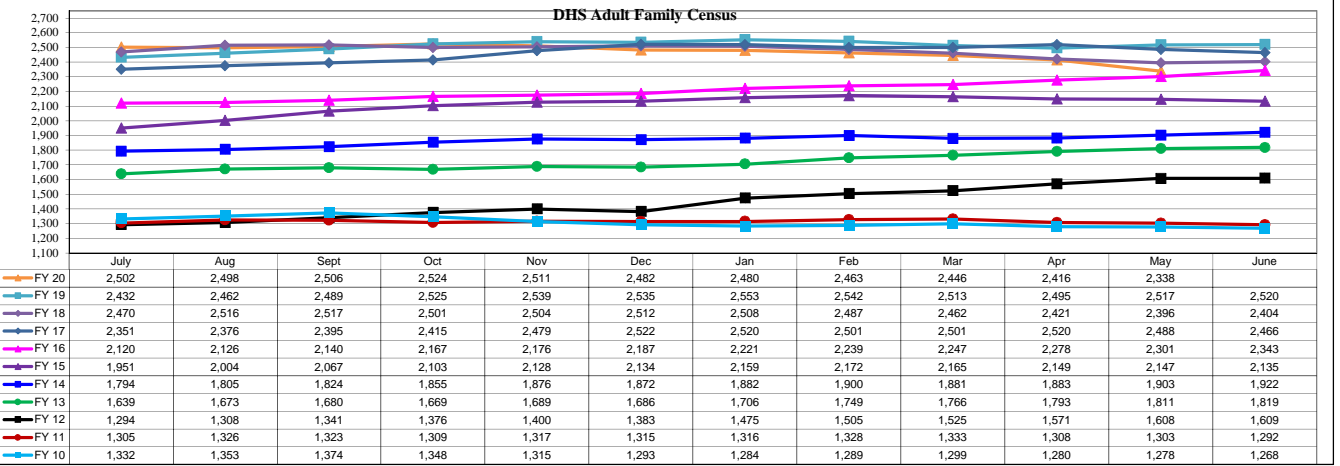
FAMILIES WITH CHILDREN CENSUS	
<b>Families</b>	10,742
Adults	14,365
Children	19,170
<b>Individuals</b>	<b>33,535</b>

ADULT FAMILIES CENSUS	
<b>Families</b>	2,287
<b>Individuals (Adults)</b>	<b>4,827</b>

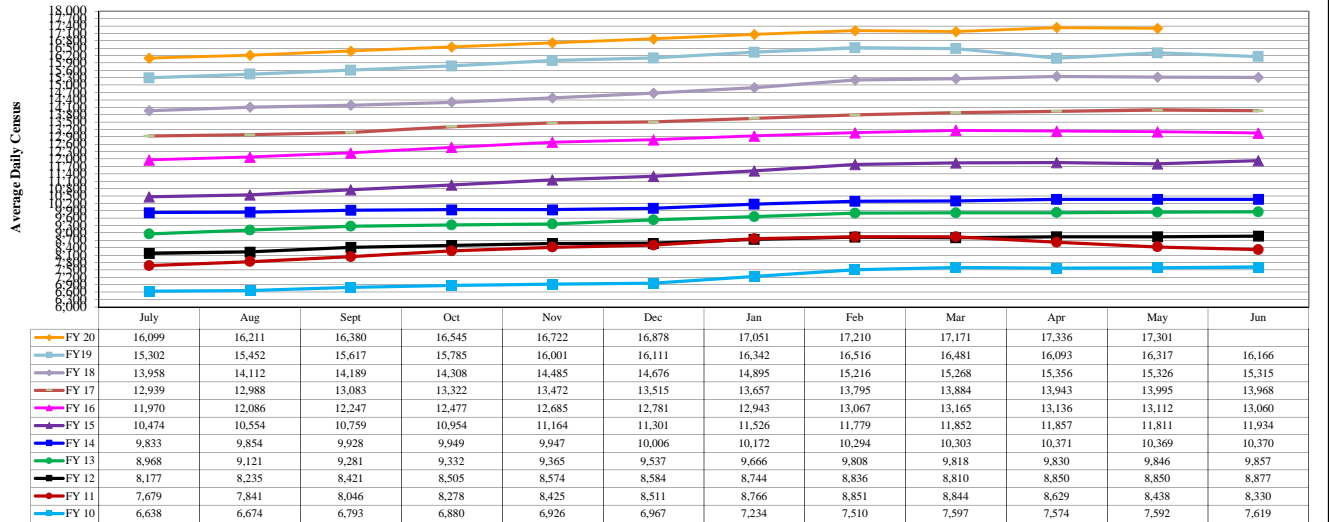
### DHS Families with Children Census



### DHS Adult Family Census



### DHS Single Adult Shelter Census



\*Due to data conversion the average monthly census for December 2011 and January 2012 for Families with Children and Adult Families is based upon data for a partial mon