

**DAILY REPORT**

8/9/2022

(Data from Monday, August 08, 2022)

**Code Red**

SINGLE ADULTS	
Drop-in Center Clients Served	320
Drop-in Center Overnight Census	83
Faith Bed Census	21
Outreach Contacts	216
Outreach Placements	21
Safe Haven Utilization	1500
Veterans In Short-term Housing	201
Criminal Justice Short-term Housing	0

4 of 5 sites reported.  
 4 of 5 sites reported.  
 4 of 5 sites reported.

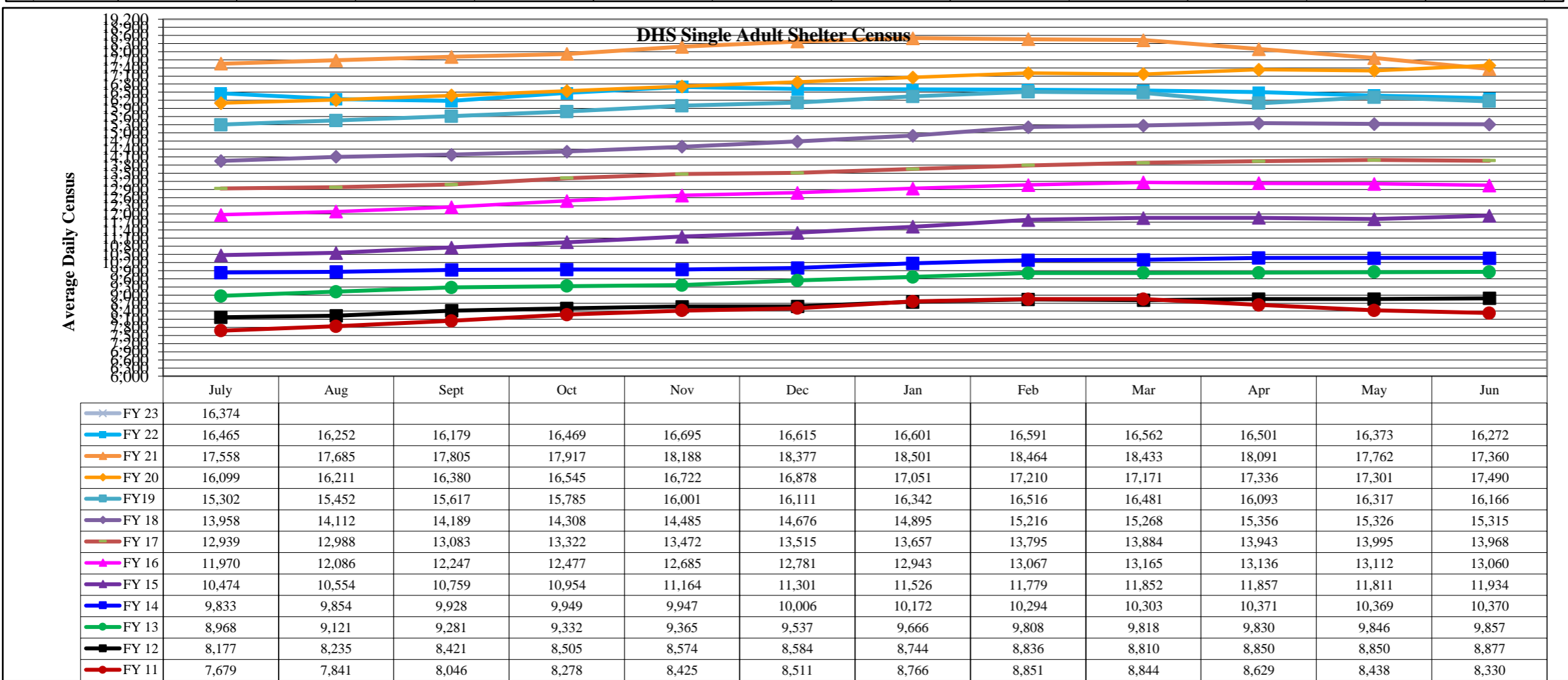
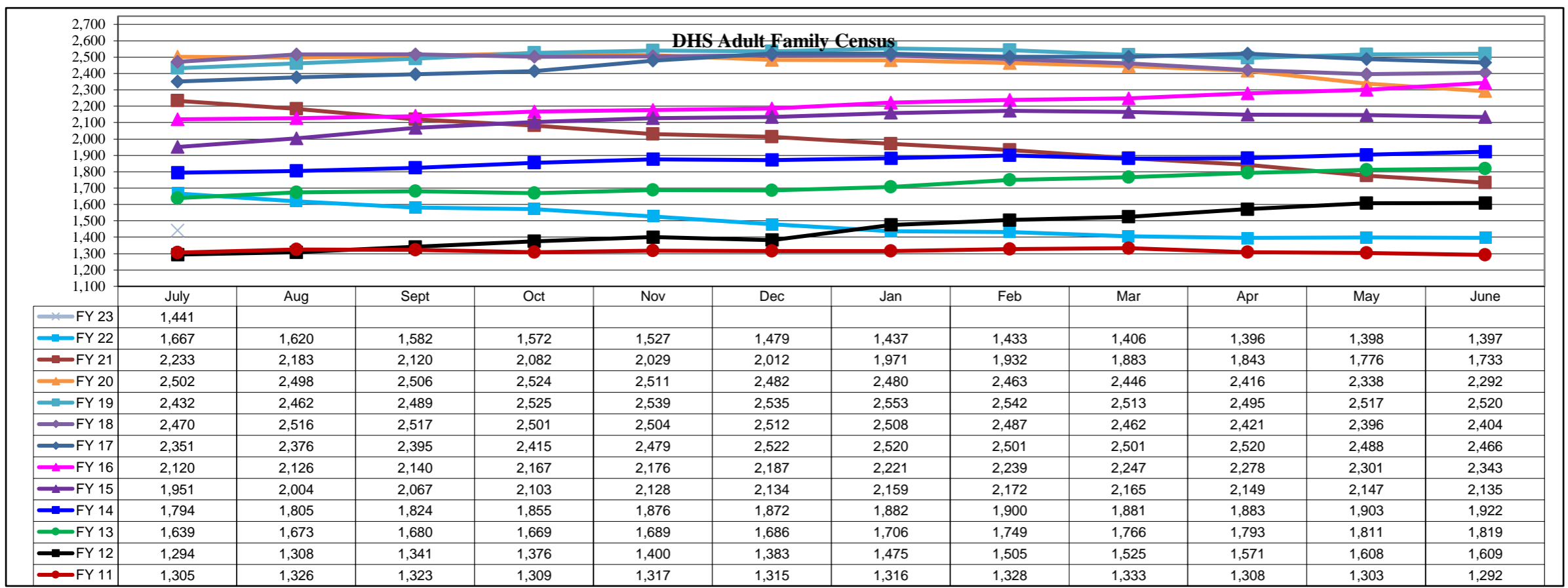
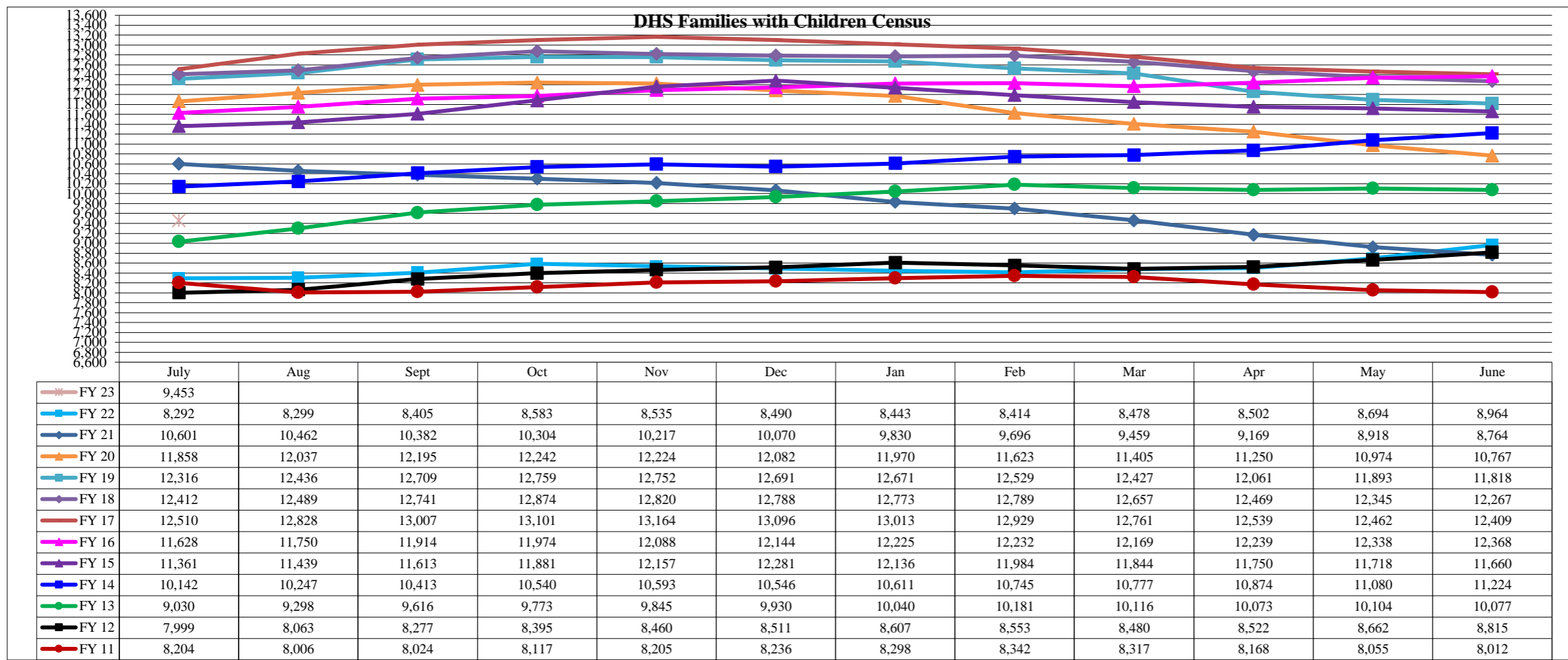
FAMILY INTAKE	
Families Requesting Temporary Housing at PATH	118
Adult Families Requesting Temporary Housing at AFIC	24
Families Placed in Overnight Accommodations	0
Families w/children at PATH Overnight (pre 10PM)	0

TOTAL SHELTER CENSUS	
Adults	33,725
Children	16,933
<b>Total Individuals</b>	<b>50,658</b>

SINGLE ADULTS	
Men	12,627
Women	4,132
<b>Total Single Adults</b>	<b>16,759</b>

FAMILIES WITH CHILDREN	
<b>Families</b>	9,932
Adults	13,818
Children	16,933
<b>Individuals</b>	<b>30,751</b>

ADULT FAMILIES CENSUS	
<b>Families</b>	1,495
<b>Individuals (Adults)</b>	<b>3,148</b>



\*Due to data conversion the average monthly census for December 2011 and January 2012 for Families with Children and Adult Families is based upon data for a partial month.