

**DAILY REPORT**

6/25/2021

(Data from Thursday, June 24, 2021)

SINGLE ADULTS	
Drop-in Center Clients Served	365
Drop-in Center Overnight Census	144
Faith Bed Census	20
Outreach Contacts	298
Outreach Placements	6
Safe Haven Utilization	1046
Veterans In Short-term Housing	203
Criminal Justice Short-term Housing	100

FAMILY INTAKE	
Families Requesting Temporary Housing at PATH	118
Adult Families Requesting Temporary Housing at AFIC	16
Families Placed in Overnight Accommodations	0
Families w/children at PATH Overnight (pre 10PM)	0

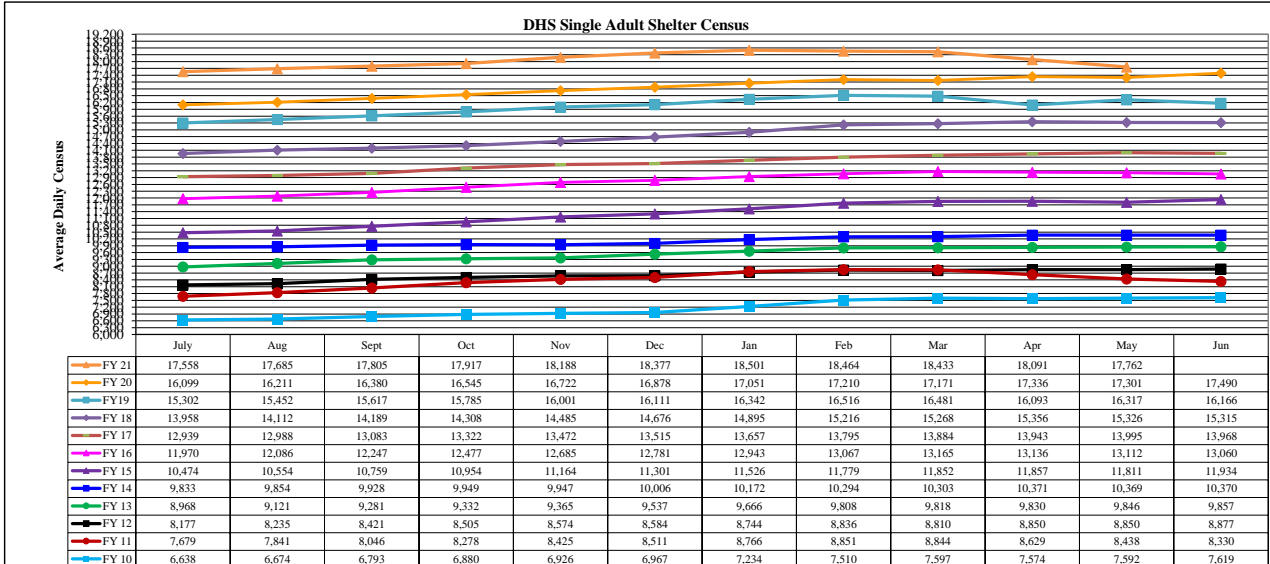
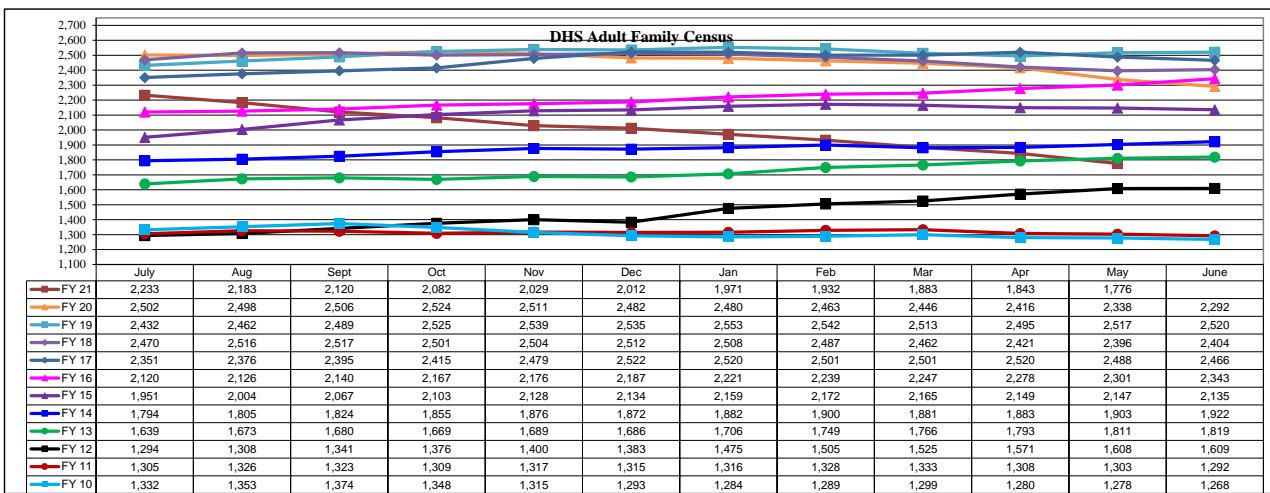
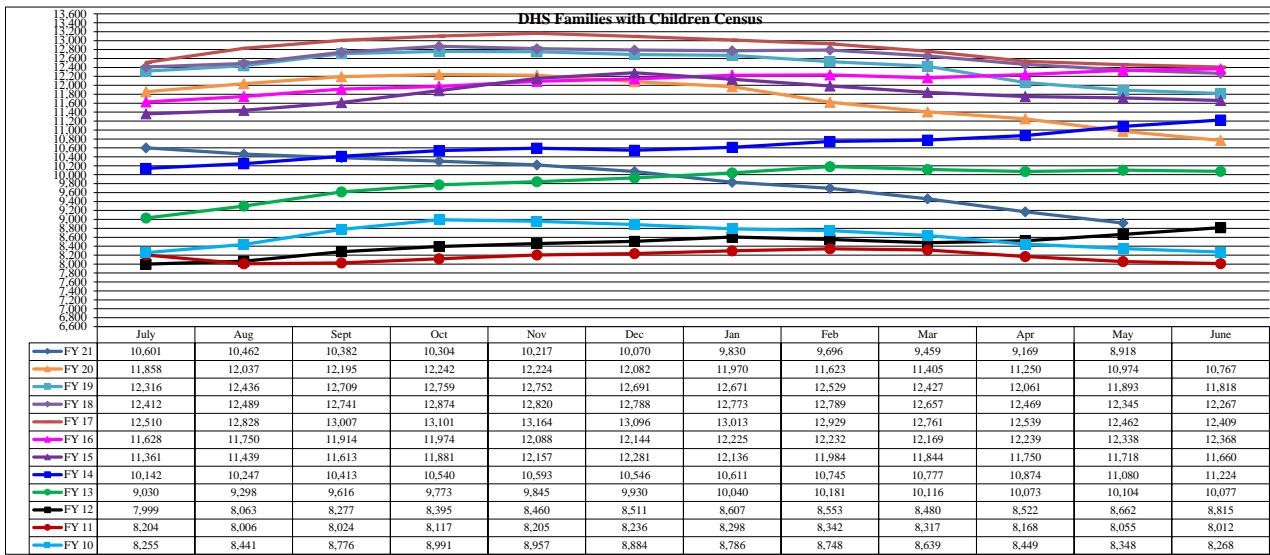
TOTAL SHELTER CENSUS	
Adults	32,296
Children	15,082
<b>Total Individuals</b>	<b>47,378</b>

SINGLE ADULTS	
Men	12,954
Women	4,293
<b>Total Single Adults</b>	<b>17,247</b>

FAMILIES WITH CHILDREN	
<b>Families</b>	8,709
Adults	11,399
Children	15,082
<b>Individuals</b>	<b>26,481</b>

ADULT FAMILIES CENSUS	
<b>Families</b>	1,734
<b>Individuals (Adults)</b>	<b>3,650</b>

x



\*Due to data conversion the average monthly census for December 2011 and January 2012 for Families with Children and Adult Families is based upon data for a partial month.