

DAILY REPORT

6/1/2020

(Data from Sunday, May 31, 2020)

SINGLE ADULTS	
Drop-in Center Clients Served	410
Drop-in Center Overnight Census	110
Faith Bed Census	0
Outreach Contacts	182
Outreach Placements	9
Safe Haven Utilization	1117
Veterans In Short-term Housing	207
Criminal Justice Short-term Housing	132

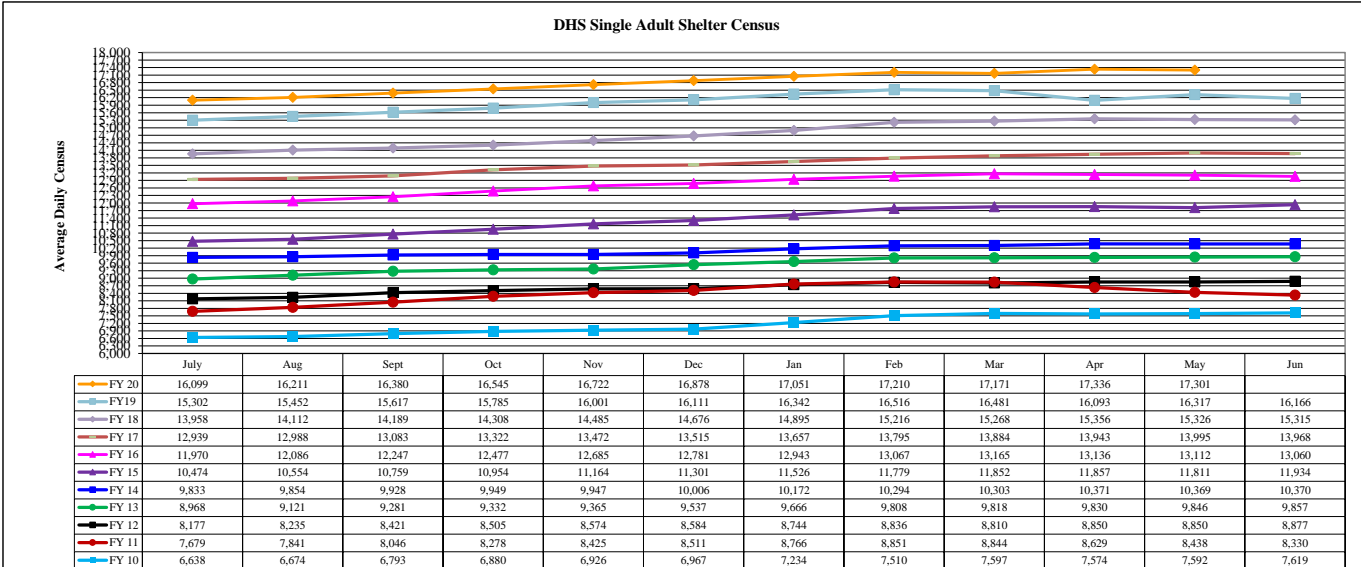
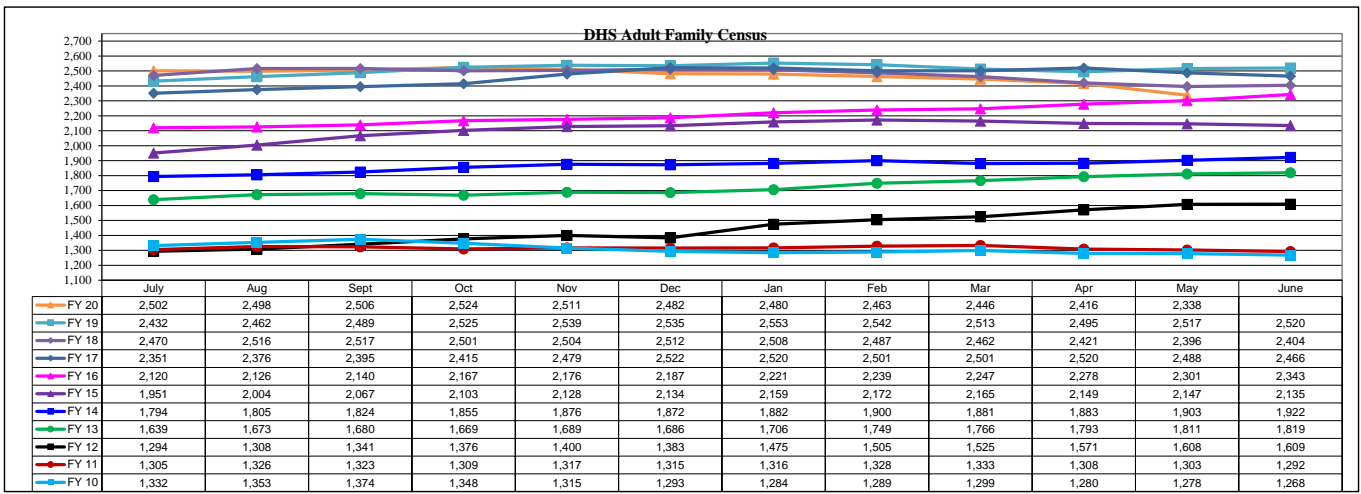
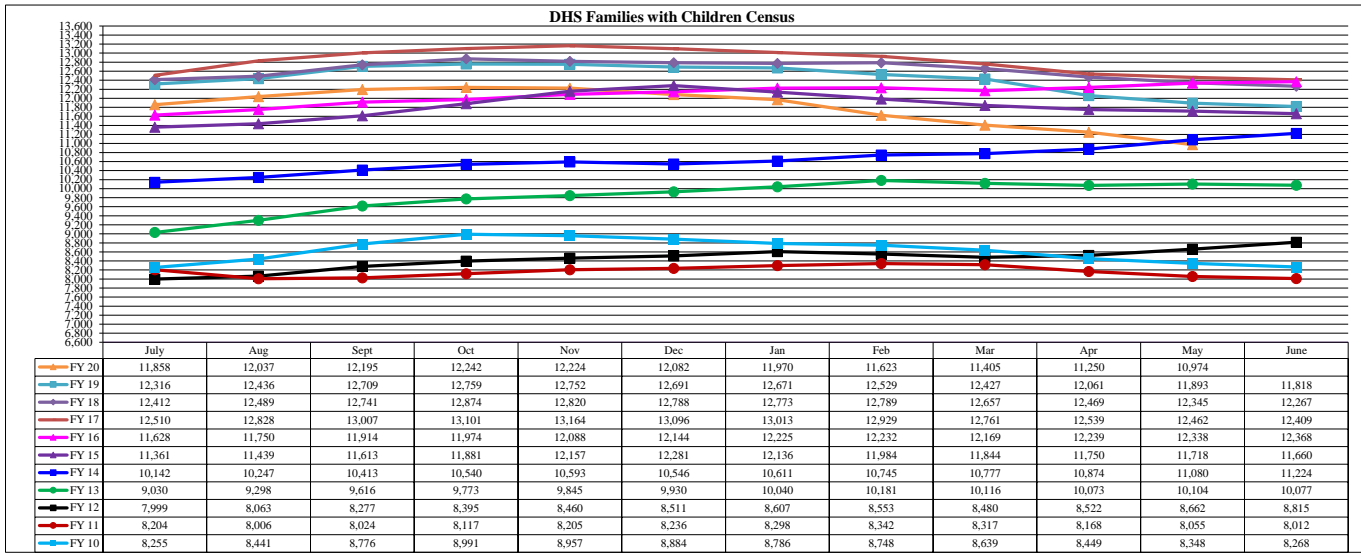
FAMILY INTAKE	
Families Requesting Temporary Housing at PATH	59
Adult Families Requesting Temporary Housing at AFIC	9
Families Placed in Overnight Accommodations	0
Families w/children at PATH Overnight (pre 10PM)	0

TOTAL SHELTER CENSUS	
Adults	36,873
Children	19,410
Total Individuals	56,283

SINGLE ADULT SHELTER CENSUS	
Men	12,891
Women	4,522
Total Single Adults	17,413

FAMILIES WITH CHILDREN CENSUS	
Families	10,887
Adults	14,569
Children	19,410
Individuals	33,979

ADULT FAMILIES CENSUS	
Families	2,317
Individuals (Adults)	4,891



*Due to data conversion the average monthly census for December 2011 and January 2012 for Families with Children and Adult Families is based upon data for a partial month.