



BILL DE BLASIO
MAYOR

CIVILIAN COMPLAINT REVIEW BOARD
100 CHURCH STREET 10th FLOOR
NEW YORK, NEW YORK 10007 ♦ TELEPHONE (212) 912-7235
www.nyc.gov/ccrb



FREDERICK DAVIE
CHAIR

Executive Director's Monthly Report
April 2018
(Statistics for March 2018)

Contents

Executive Summary	2
Glossary	3
Complaints Received	4
CCRB Cases Received By Borough and Precinct	5
Allegations Received	7
CCRB Docket	10
Closed Cases	12
Resolving Cases	12
Dispositions / Case Abstracts	13
Dispositions - Full Investigations	15
Dispositions - All CCRB Cases	16
Dispositions - Allegations	17
Substantiation Rates	19
Substantiation Rates and Video	19
Board Discipline Recommendations for Substantiated Complaints	21
Board Discipline Recommendations for Substantiated Allegations	23
Truncations	25
Complaints by PSA	26
Mediation Unit	28
Administrative Prosecution Unit	30
NYPD Discipline	31
Appendix	36

Executive Summary

The Civilian Complaint Review Board (“CCRB”) is an independent municipal Agency that investigates complaints of NYPD misconduct. Every month, the CCRB prepares an Executive Director report for its public meeting. Data for March 2018 included the following highlights:

- 1) Of the cases in the CCRB active investigations docket, 77% have been open for 4 months or fewer, and 94% have been open for 7 months or fewer (page 10). In March, the CCRB opened 343 new cases (page 4), and currently has a total open docket of 1,380 cases (page 11).
- 2) The CCRB substantiated allegations in 16% of its fully investigated cases (page 15).
- 3) The CCRB fully investigated 15% of the cases it closed in March (page 12) and resolved (fully investigated, mediated or attempted mediation) 34% of the cases it closed (page 16). The Agency's truncation rate was 65% (page 12). This is primarily driven by uncooperative complainants/alleged victims, or witnesses.
- 4) For March, investigations using video evidence resulted in substantiated allegations in 21% of cases - compared to 13% of cases in which video was not available (page 19-20).
- 5) The Monthly Report includes a breakdown of complaints and substantiations by NYPD precinct and borough of occurrence (pages 5-6, 24).
- 6) In March the Police Commissioner finalized 3 decisions against police officers in Administrative Prosecution Unit (APU) cases; 2 were guilty verdicts won by the APU (page 30). The CCRB's APU prosecutes the most serious allegations of misconduct. The APU conducted 1 trial against members of the NYPD year-to-date; no trials were conducted against respondent officers in March.

Finally, the Monthly Report contains a Table of Contents, Glossary, and Appendix, all meant to assist readers in navigating this report. The CCRB is committed to producing monthly reports that are valuable to the public, and welcomes feedback on how to make its data more accessible.

Glossary

In this glossary we have included a list of terms that regularly appear in our reports.

Allegation: An allegation is a specific act of misconduct. The same “complaint” can have multiple allegations – excessive force and discourteous language, for example. Each allegation is reviewed separately during an investigation.

APU: The Administrative Prosecution Unit is the division of the CCRB that has prosecuted “charges” cases since April 2013, after the signing of a 2012 Memorandum of Understanding between the CCRB and NYPD.

Board Panel: The “Board” of the CCRB has 13 members. Of the 13 members, five are chosen by the Mayor, five are chosen by the City Council, and three are chosen by the Police Commissioner. Following a completed investigation by the CCRB staff, three Board members, sitting as a Board Panel, will make a finding on whether misconduct occurred and will make a recommendation on what level of penalty should follow.

Case/Complaint: For the purposes of CCRB data, a “case” or “complaint” is defined as any incident within the Agency’s jurisdiction, brought to resolution by the CCRB. Cases/Complaints thus include truncations, fully investigated or ongoing cases, mediations, and completed investigations pending Board Panel review.

Disposition: The Board’s finding as to the outcome of a case (i.e. if misconduct occurred).

FADO: Under the City Charter, the CCRB has jurisdiction to investigate the following categories of police misconduct: Force, Abuse of Authority, Discourtesy, and Offensive Language, collectively known as “FADO”.

Intake: CCRB’s intake team initially handles complaints from the public. Intake takes complaints that come via live phone calls, voicemails, an online complaint form, or in-person.

Investigation: CCRB investigators gather evidence and interview witnesses to prepare reports on misconduct allegations. An investigation ends when a closing report is prepared detailing the evidence and legal analysis, and the case is given to the Board for disposition.

Mediation: A complainant may mediate his or her case with the subject officer, in lieu of an investigation, with the CCRB providing a neutral, third-party mediator.

Truncation: When a complaint is withdrawn or there is no complainant/alleged victim available for an interview, the investigation is “truncated.”

Complaints Received

The CCRB’s Intake team processes misconduct complaints from the public and referrals from the NYPD. Under the New York City Charter, the CCRB’s jurisdiction is limited to allegations of misconduct related to Force, Abuse of Authority, Discourtesy and Offensive Language. All other complaints are referred to the appropriate agency. Figure 1 refers to all complaints that the CCRB receives and Figures 2 and 3 refer to new cases that remain with the Agency. In March 2018, the CCRB initiated 343 new complaints.

Figure 1: Total Intake by Month (January 2017 - March 2018)

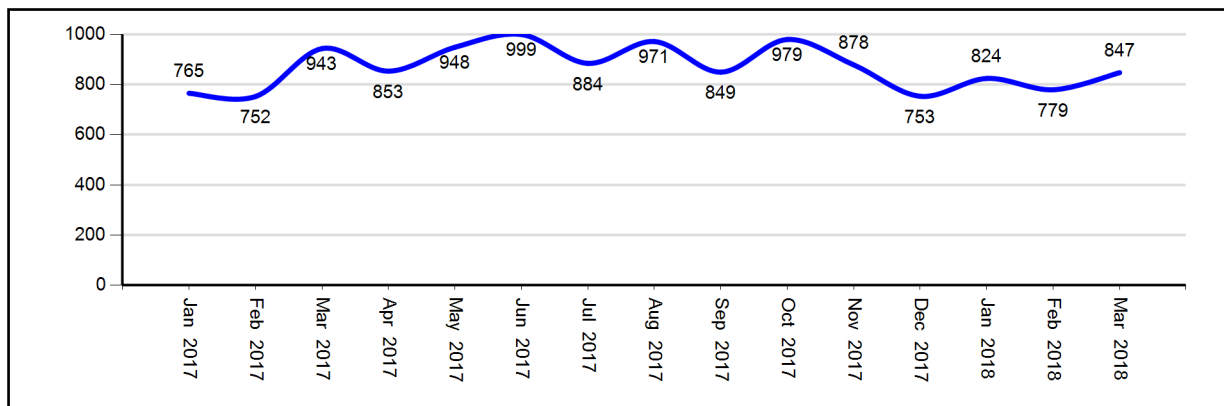


Figure 2: New CCRB Complaints by Month (January 2017 - March 2018)

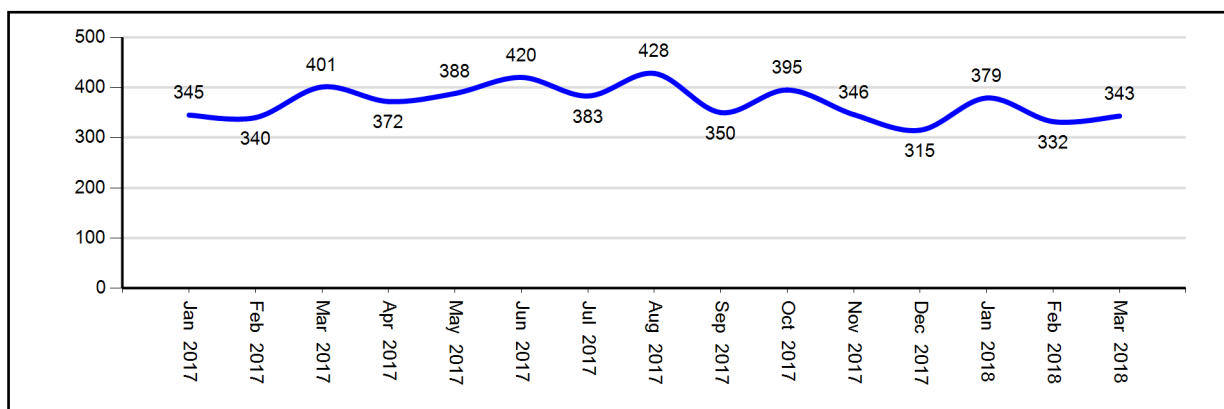
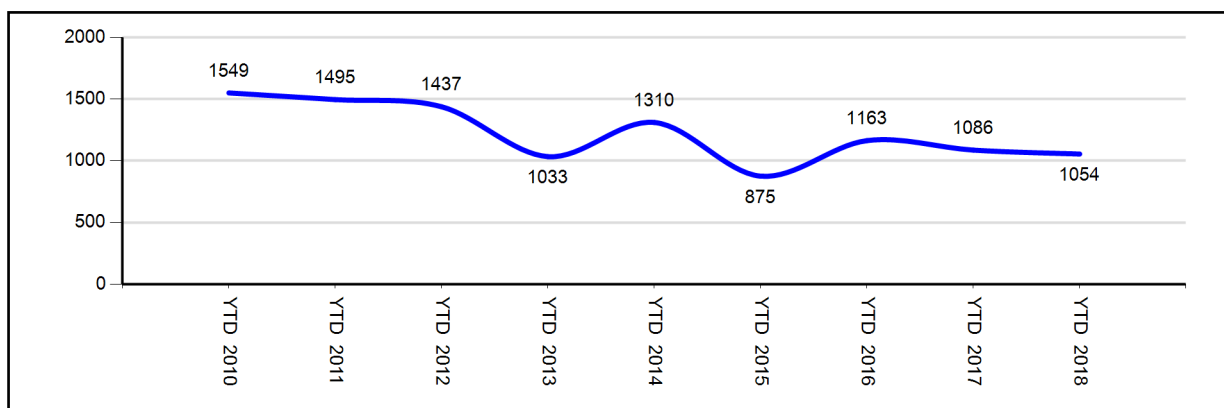


Figure 3: New CCRB Complaints by Year (YTD 2010 - YTD 2018)



CCRB Cases Received by Borough and Precinct

Of the five boroughs, the largest number of misconduct complaints stemmed from incidents occurring in Brooklyn, followed by Manhattan. The 77th Precinct had the highest number at 14 incidents.

Figure 4: CCRB Complaints Received By Borough of Occurrence (March 2018)

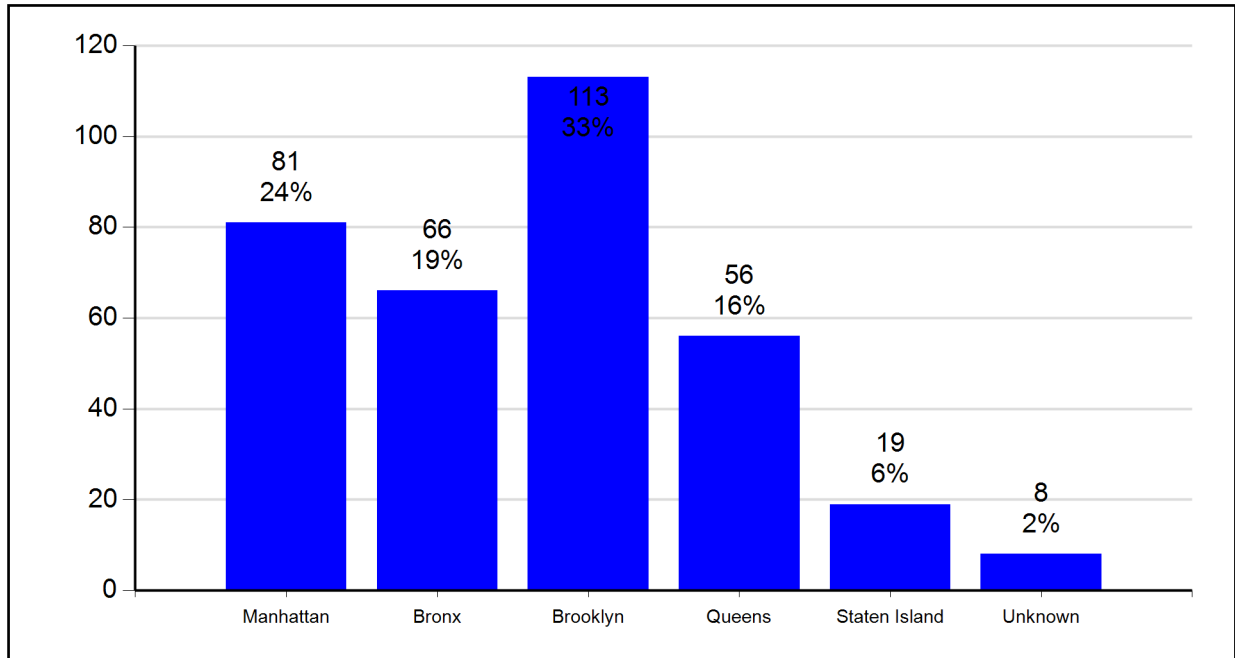


Figure 5: CCRB Complaints Received By Borough of Occurrence (YTD 2018)

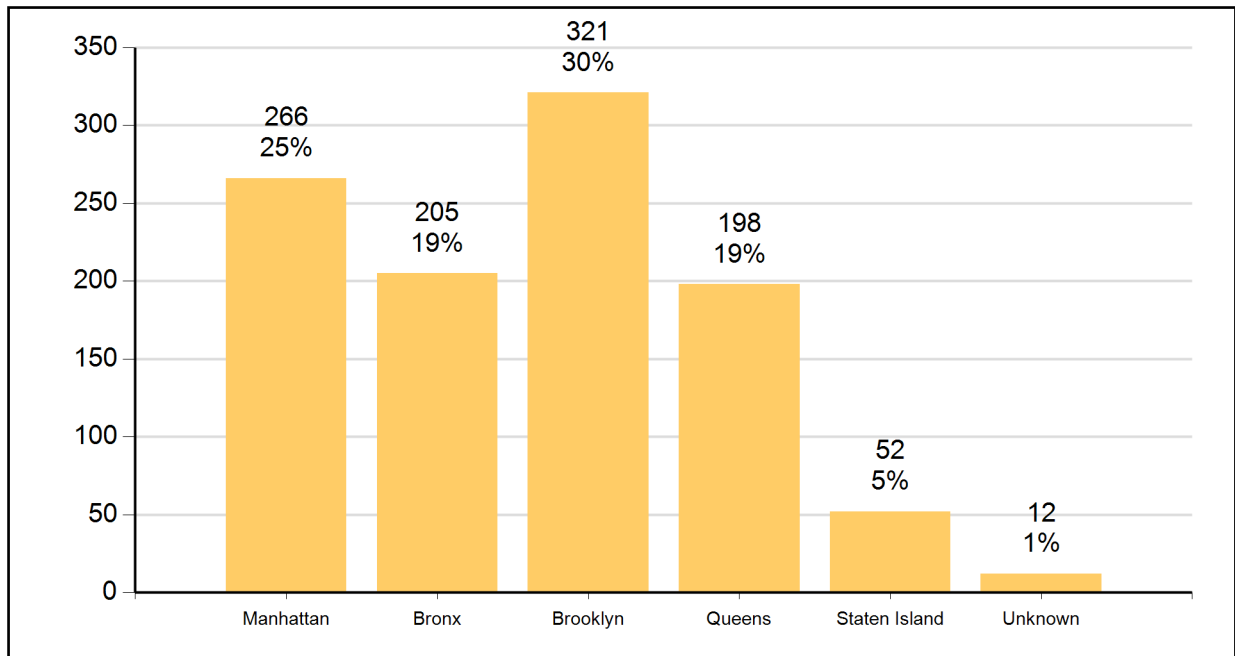


Figure 6: CCRB Complaints Received By Precinct of Occurrence (March 2018)

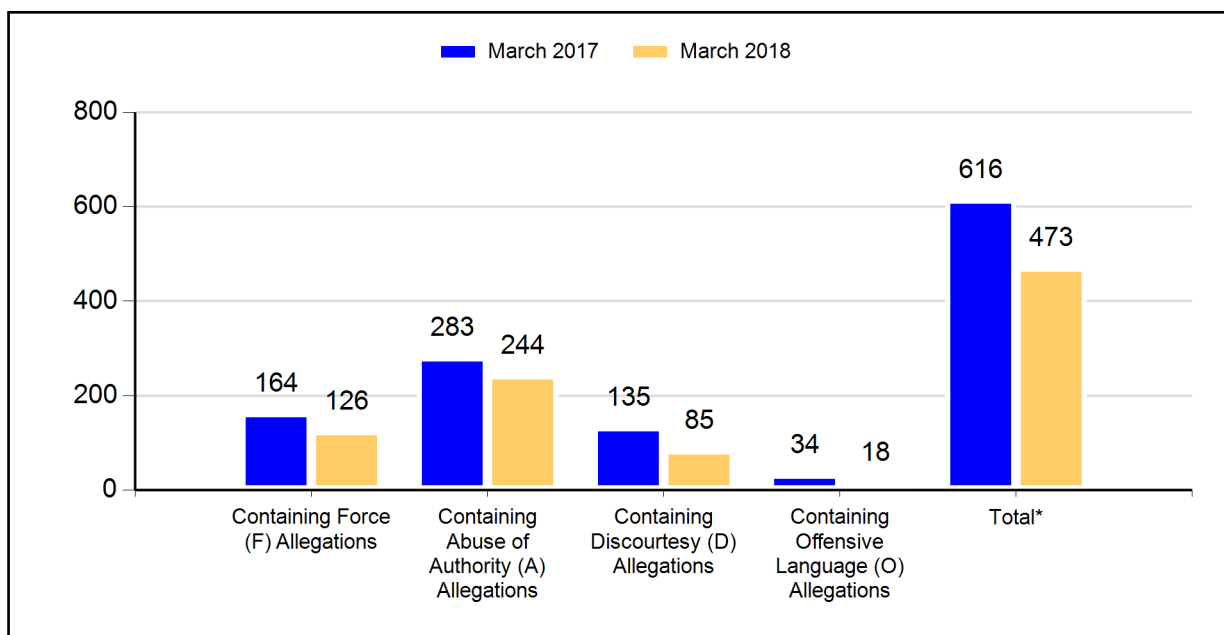
NYPD Precinct of Occurrence*	Number of Complaints	NYPD Precinct of Occurrence*	Number of Complaints
1	2	67	10
5	3	68	2
6	3	69	6
7	3	70	5
9	7	71	6
10	3	72	4
13	1	73	9
14	6	75	11
17	2	76	2
18	6	77	14
19	5	78	2
23	9	79	4
24	3	81	6
25	8	83	5
28	7	84	9
30	4	88	1
32	2	90	1
33	2	94	5
34	7	100	3
40	5	101	6
41	1	102	1
42	4	103	2
43	7	104	2
44	8	105	9
45	5	106	2
46	6	107	1
47	5	108	1
48	7	109	5
49	6	110	4
50	2	111	1
52	10	112	2
60	2	113	5
61	4	114	7
63	1	115	3
66	4	120	8
		121	3
		122	5
		123	2
		Unknown	9

*These figures track where an incident occurred, not necessarily the Command of the officer. Please review Figures 62A-62Q for Command Level data for cases closed in 2017.

Allegations Received

As described in the previous section, the CCRB has jurisdiction over four categories of NYPD misconduct. In comparing March 2017 to March 2018, the number of complaints containing an allegation of Force is down, Abuse of Authority complaints are down, Discourtesy are down and Offensive Language are down. Figures for the year-to-date comparison show that in 2018, complaints containing an allegation of Force are down, Abuse of Authority are up, Discourtesy are down and Offensive Language are down.

Figure 7: CCRB Complaints Received By Type of Allegation (March 2017 vs. March 2018)



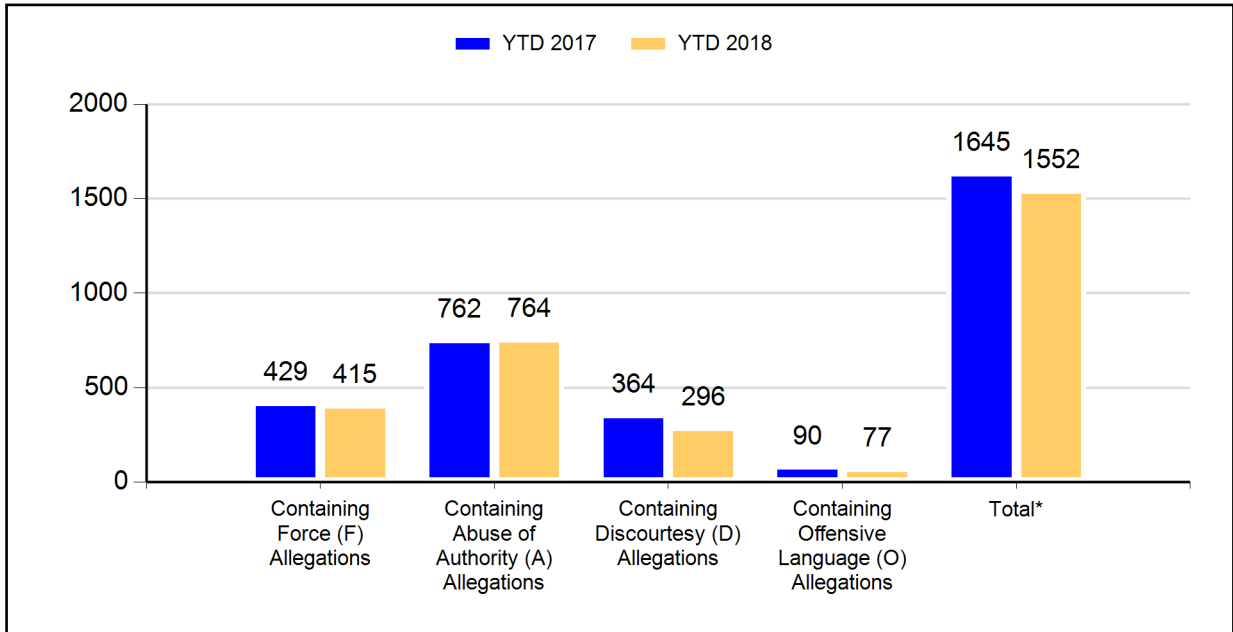
*This is the total of distinct FADO allegation types in complaints received.

Figure 8: CCRB Complaints Received By Type of Allegation (% of Complaints)

	March 2017		March 2018		Change	% Change
	Count	% of Total Complaints	Count	% of Total Complaints		
Force (F)	164	41%	126	37%	-38	-23%
Abuse of Authority (A)	283	71%	244	71%	-39	-14%
Discourtesy (D)	135	34%	85	25%	-50	-37%
Offensive Language (O)	34	8%	18	5%	-16	-47%
Total FADO Allegations	616		473		-143	-23%
Total Complaints	401		343		-58	-14%

Note: the number of allegations in recently received complaints typically grows somewhat as the complaints are investigated.

Figure 9: CCRB Complaints Received By Type of Allegation (YTD 2017 vs. YTD 2018)



*This is the total of distinct FADO allegation types in complaints received.

Figure 10: CCRB Complaints Received By Type of Allegation YTD (% of Complaints)

	YTD 2017		YTD 2018		Change	% Change
	Count	% of Total Complaints	Count	% of Total Complaints		
Force (F)	429	40%	415	39%	-14	-3%
Abuse of Authority (A)	762	70%	764	72%	2	0%
Discourtesy (D)	364	34%	296	28%	-68	-19%
Offensive Language (O)	90	8%	77	7%	-13	-14%
Total FADO Allegations	1645		1552		-93	-6%
Total Complaints	1086		1054		-32	-3%

Note: the number of allegations in recently received complaints typically grows somewhat as the complaints are investigated.

Figure 11: Total Allegations (% of Total Allegations)

	March 2017		March 2018		Change	% Change
	Count	% of Total Allegations	Count	% of Total Allegations		
Force (F)	335	25%	225	23%	-110	-33%
Abuse of Authority (A)	789	58%	627	63%	-162	-21%
Discourtesy (D)	177	13%	115	12%	-62	-35%
Offensive Language (O)	57	4%	23	2%	-34	-60%
Total Allegations	1358		990		-368	-27%
Total Complaints	401		343		-58	-14%

Figure 12: Total Allegations YTD (% of Total Allegations)

	YTD 2017		YTD 2018		Change	% Change
	Count	% of Total Allegations	Count	% of Total Allegations		
Force (F)	869	25%	865	25%	-4	0%
Abuse of Authority (A)	2015	57%	2144	61%	129	6%
Discourtesy (D)	498	14%	395	11%	-103	-21%
Offensive Language (O)	128	4%	102	3%	-26	-20%
Total Allegations	3510		3506		-4	0%
Total Complaints	1086		1054		-32	-3%

The number of allegations in recently received complaints typically grows as the complaints are investigated.

CCRB Docket

As of the end of March 2018, 77% of active CCRB cases are fewer than five months old, and 94% active cases have been open for fewer than eight months.

Figure 13: Age of Active Cases Based on Received Date (March 2018)

Case Age Group	Count	% of Total
Cases 0-4 Months	928	76.6%
Cases 5-7 Months	215	17.8%
Cases 8-11 Months	53	4.4%
Cases 12-18 Months*	10	0.8%
Cases Over 18 Months**	5	0.4%
Total	1211	100%

*12-18 Months: 4 cases that were reopened; 2 cases that were on DA Hold.

**Over18 Months: 1 case that was reopened; 4 cases that were on DA Hold.

Figure 14: Age of Active Cases Based on Incident Date (March 2018)

	Count	% of Total
Cases 0-4 Months	840	69.4%
Cases 5-7 Months	232	19.2%
Cases 8-11 Months	92	7.6%
Cases 12-18 Months*	36	3.0%
Cases Over 18 Months**	11	0.9%
Total	1211	100%

*12-18 Months: 6 cases that were reopened; 2 cases that were on DA Hold.

**Over18 Months: 3 cases that were reopened; 5 cases that were on DA Hold.

An active case is here defined as an investigation; cases in mediation are excluded.

Figure 15: Number of Active Investigations (January 2017 - March 2018)

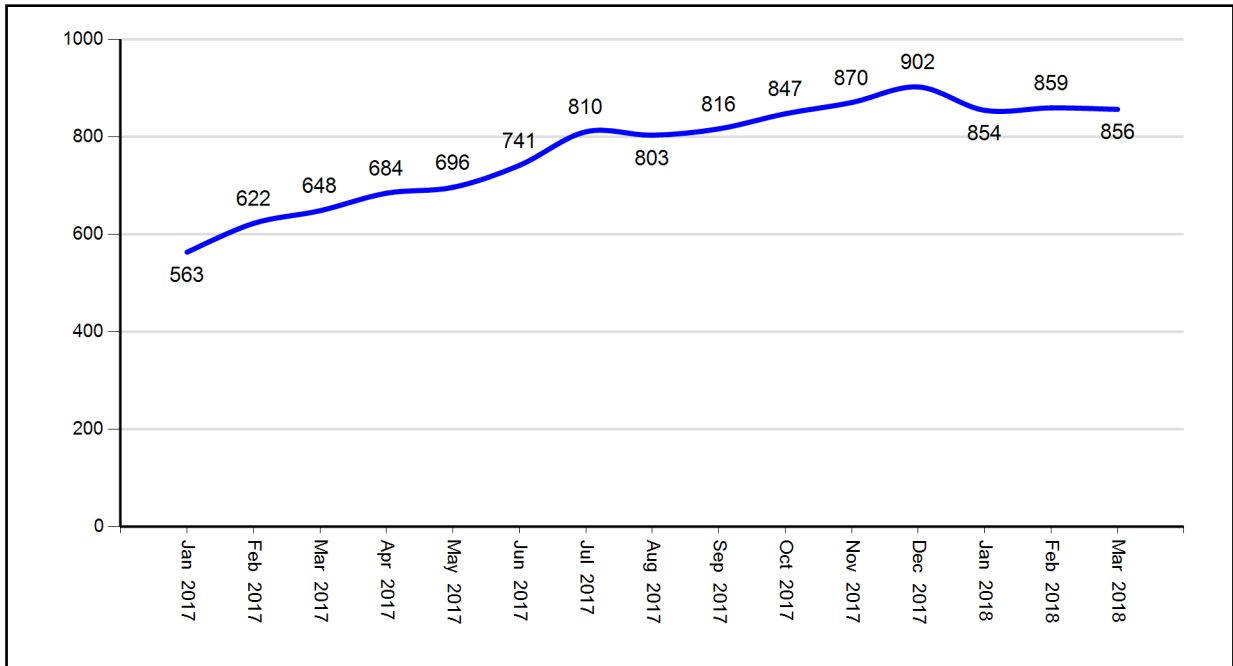


Figure 16: Open Docket Analysis

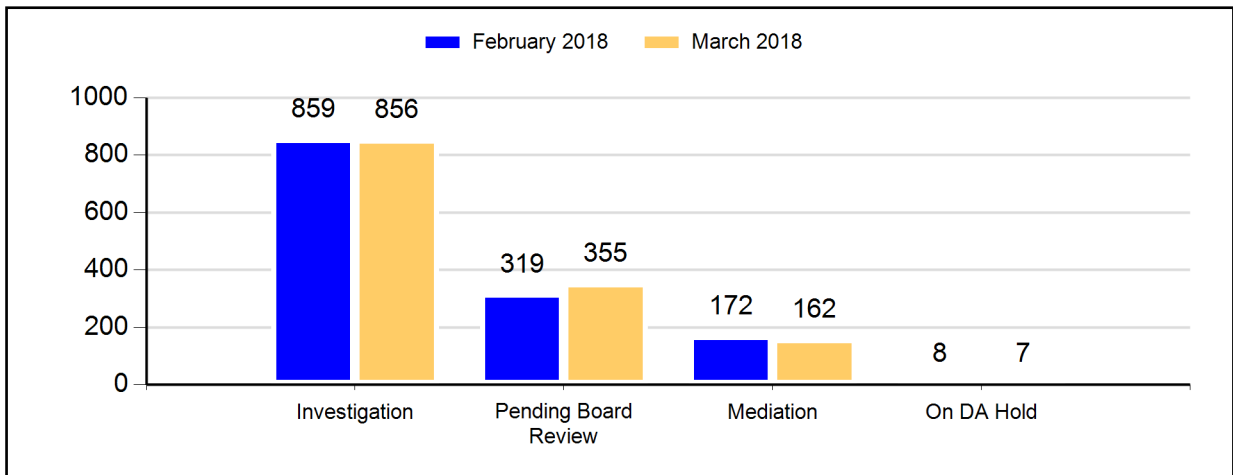


Figure 17: Open Docket Analysis with % Change

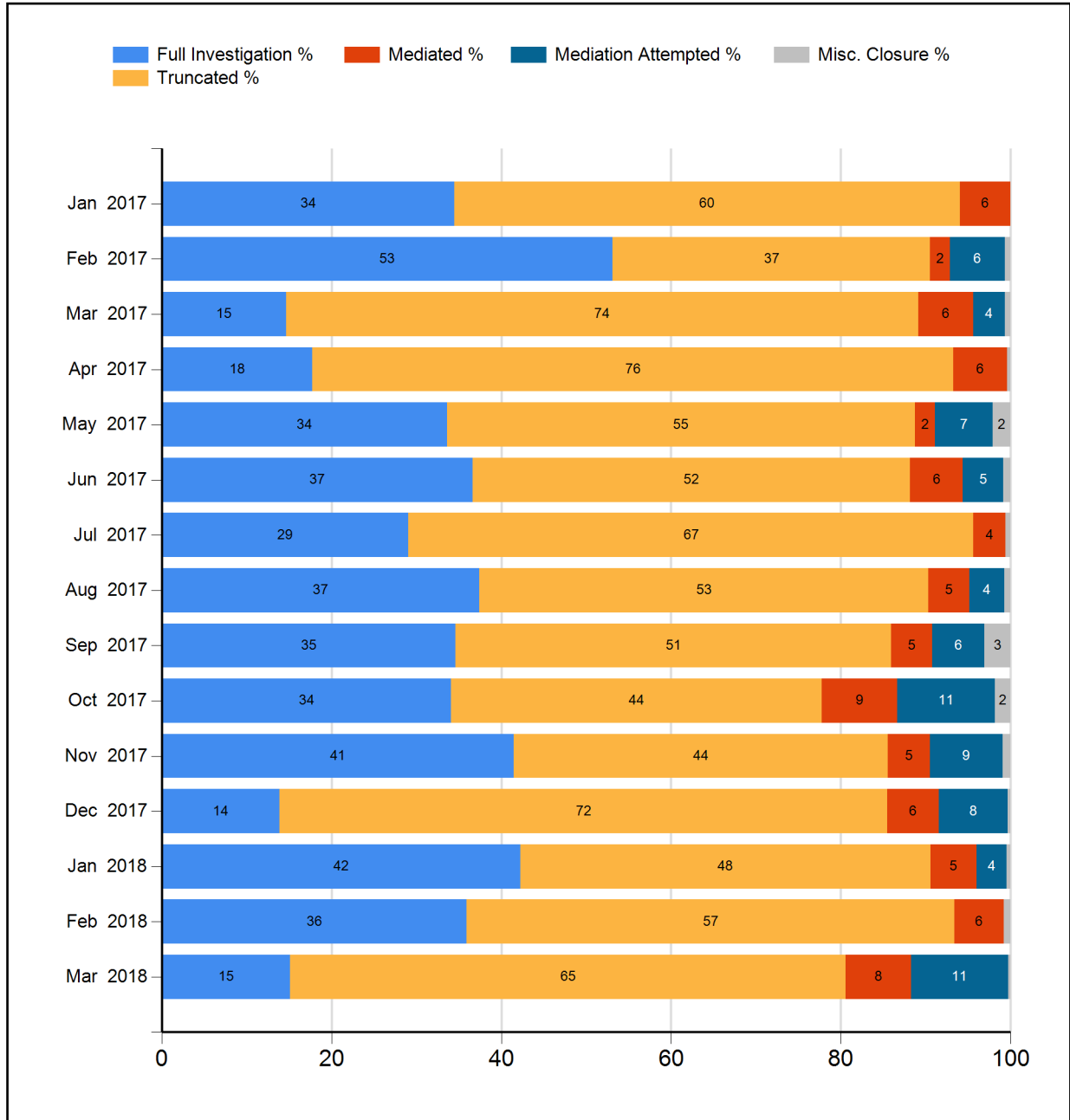
	February 2018		March 2018		Change	% Change
	Count	% of Total	Count	% of Total		
Investigations	859	63%	856	62%	-3	0%
Pending Board Review	319	23%	355	26%	36	11%
Mediation	172	13%	162	12%	-10	-6%
On DA Hold	8	1%	7	1%	-1	-13%
Total	1358		1380		22	2%

Closed Cases

Resolving Cases

In March 2018, the CCRB fully investigated 15% of the cases it closed, and resolved (fully investigated, mediated or mediation attempted) 34% of the cases it closed.

Figure 18: Case Resolutions (January 2017 - March 2018) (%)



Dispositions

Cases fully investigated by the CCRB generally receive one of five outcomes:

- If the alleged misconduct is found to have occurred, based on the preponderance of the evidence, the allegation is **substantiated**.
- If there is not enough evidence to determine whether or not the alleged misconduct occurred, the allegation is **unsubstantiated**.
- If the preponderance of the evidence suggests that the event or alleged act did not occur, the allegation is **unfounded**.
- If the event did occur, but was not improper by a preponderance of evidence, the allegation is **exonerated**.
- If the CCRB was unable to identify any of the officers accused of misconduct, the case is closed as **officer unidentified**.

Additionally, a case might be **mediated**, with the subject officer and complainant discussing the incident in the presence of a neutral third-party moderator, or closed as **mediation attempted**, the designation for a case in which both the officer and the civilian agree to mediate, but the civilian fails to appear twice for the scheduled mediation session or fails to respond to attempts to schedule a mediation session. Finally, a case that cannot be fully investigated due to complainant/alleged victim unavailability or lack of cooperation is **truncated**.

Case Abstracts

The following case abstracts are taken from complaints closed this month and serve as examples of what the different CCRB dispositions mean in practice:

1. Substantiated

An officer pushed and struck a man in the face several times. It is undisputed the man was intoxicated and consuming alcohol at the ferry terminal. It is also undisputed the officer pushed the man in the chest and punched him in the face many times. The man said he complied every time the officer told him he could not stay in one place and needed to move. During the last encounter, the officer poured the man's beer on the floor and began to shove the man in the chest multiple times saying, "What are you going to do?" To which the man replied, "Nothing. I'm gonna take my ticket and walk away, and get another beer." In response, the officer struck the man in the face five times and placed him in custody. The officer said he intended to remove the man from the terminal because he was intoxicated and loud. The officer said he pushed the man because he did not want the man to get close to him, and the man punched him in the face first. Video evidence confirms the man did not resist the officer beyond placing his hand in the air when shoved, and blocking his head while the officer stuck him with a closed fist. The investigation determined the force used by the officer was more than reasonable to gain control of the man. As a result, the Board Substantiated the force allegation.

2. Unsubstantiated

An officer made a discourteous statement when a man was standing in the road. The man said he was standing behind a vehicle waiting to cross the street when the vehicle reversed and came within inches of him. The man said he cursed at the vehicle and an officer exited and cursed at him. The officer handcuffed the man and escorted him to the stationhouse, where the man was lodged in a holding cell and released with a disorderly conduct summons. The officer said he was parking his personal vehicle next to the stationhouse and a man cursed and accused

the officer of almost hitting him. The officer denied that he almost hit the man with his car and ordered the man to leave. The man continued to curse and the officer arrested him. The officer denied using profanity throughout the incident. Without independent verification, the investigation was not able to determine if the officer did or did not curse at the man. As a result, the Board Unsubstantiated the allegation.

3. Unfounded

A man alleged that an officer did not provide his name when asked. The officers were at the incident location conducting truck enforcement, which entails booting and towing cars and issuing summonses. The man said he pulled his car to the side of the road next to the officers to ask what they were doing. When the officers replied, "Nothing. Have a good night." the man pulled the vehicle in front of the truck, exited, and continued to inquire what the officers were doing. When the officers replied with the same answer, the man asked for an officer's name. The officer pointed to his name plate and said the man could take a picture. The man then asked for the officer's id, but the officer said the man didn't need it because he had a picture of his nameplate. Although it remains disputed whether the officer verbally provided his name to the man, the man acknowledged that, on his request, the officer pointed to his nameplate and stood there so the man could photograph him. As a result, the Board Unfounded the allegation.

4. Exonerated

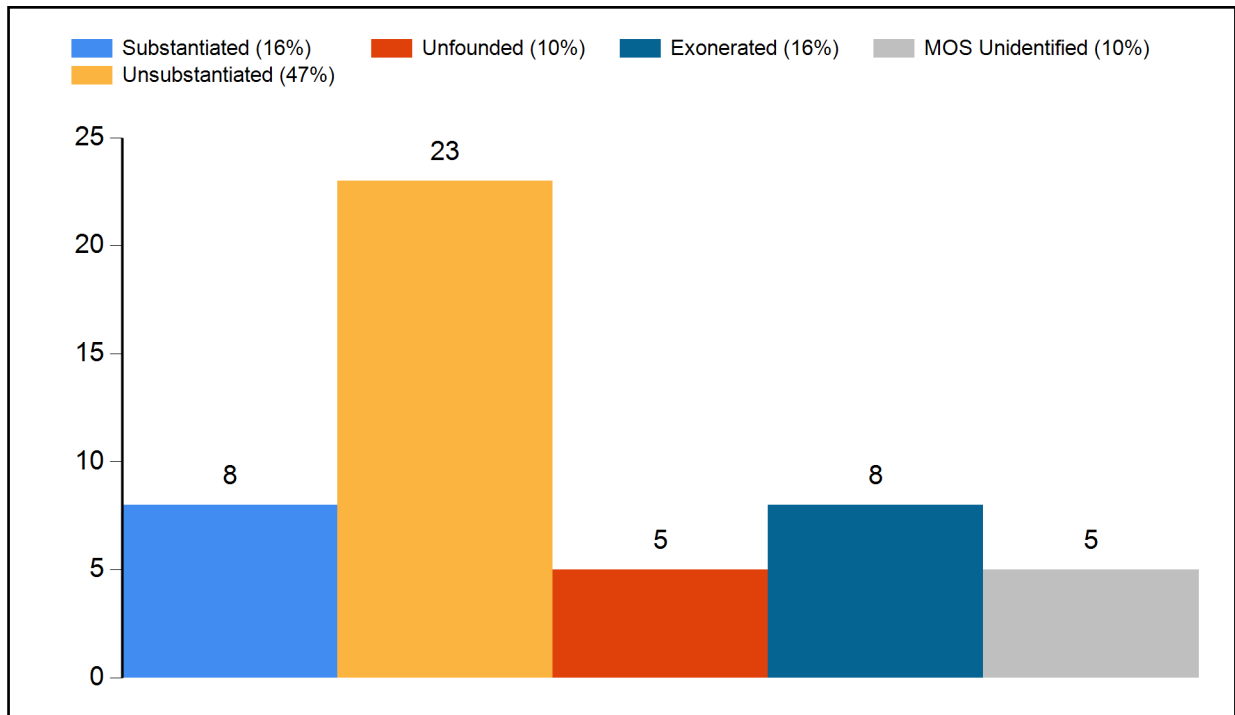
Officers entered a man's apartment with weapons drawn. The man said he awoke in the early morning hours to a loud bang and officers entering his apartment with weapons drawn. The investigation determined that the officers entered and searched the man's apartment with a valid search warrant. As a result, the Board Exonerated the entry allegation.

5. Officer Unidentified

An officer said a discourteous word to a man. The man said he was driving his vehicle and he found the road closed due to a parade. The officer at that road closure was directing all traffic to turn left onto a detour. The man turned left, then briefly idled on the corner, prompting the officer to curse and tell the man to keep moving. The man recorded the incident via a dashboard camera, but the recording produced a highly pixelated image of the officer that made features, such as height, face, hair color, and badge, indiscernible. Additionally, although discourteous words are heard in the recording, it is not clear who spoke them. Fifteen commands and several hundred officers were involved with the parade. With no adequate basis to determine the specific officer in the recording, the investigation was not able to locate a subject officer. As a result, the Board closed the complaint as Officer Unidentified.

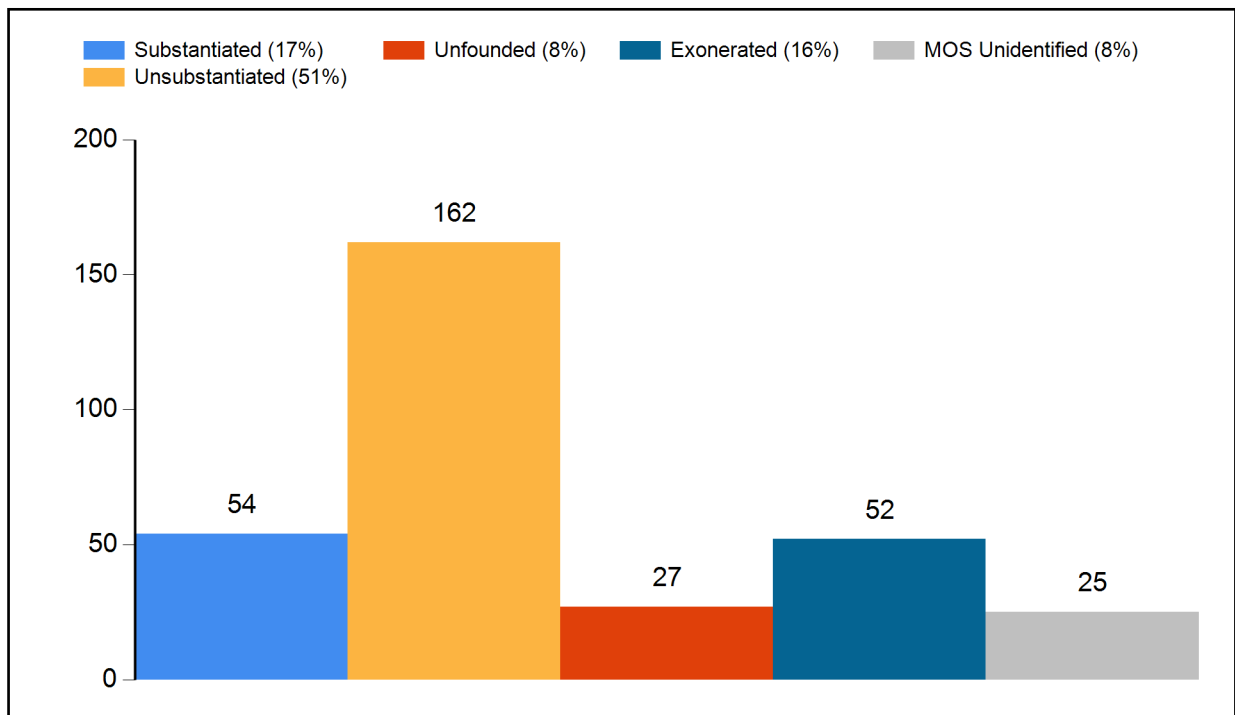
Dispositions - Full Investigations

Figure 19: Disposition Counts of Full Investigations (March 2018)



Due to the reconsideration process, counts are subject to change.

Figure 20: Disposition Counts of Full Investigations (YTD 2018)



Due to the reconsideration process, counts are subject to change.

Dispositions - All CCRB Cases

In addition to full investigations, CCRB cases can be closed through mediation and truncation. The following table lists all the CCRB case closures for the current month and year-to-date.

Figure 21: Disposition of Cases (2017 vs 2018)

	Mar 2017		Mar 2018		YTD 2017		YTD 2018	
	Count	% of Total	Count	% of Total	Count	% of Total	Count	% of Total
Full Investigations								
Substantiated	13	30%	8	16%	81	22%	54	17%
Exonerated	6	14%	8	16%	57	16%	52	16%
Unfounded	3	7%	5	10%	28	8%	27	8%
Unsubstantiated	20	47%	23	47%	170	47%	162	51%
MOS Unidentified	1	2%	5	10%	29	8%	25	8%
Total - Full Investigations	43		49		365		320	
Mediation Closures	Count	% of Total	Count	% of Total	Count	% of Total	Count	% of Total
Mediated	19	63%	25	40%	45	54%	63	55%
Mediation Attempted	11	37%	37	60%	39	46%	52	45%
Total - ADR Closures	30		62		84		115	
Resolved Case Total	73	25%	111	34%	449	45%	435	43%
Truncations / Other Closures	Count	% of Total	Count	% of Total	Count	% of Total	Count	% of Total
Complaint withdrawn	62	28%	34	16%	143	26%	92	16%
Complainant/Alleged Victim/Witness uncooperative	123	56%	118	55%	307	56%	316	56%
Complainant/Alleged Victim/Witness unavailable	28	13%	29	14%	81	15%	77	14%
Alleged Victim unidentified	6	3%	1	0%	9	2%	5	1%
Closed - Pending Litigation*	0	0%	30	14%	0	0%	74	13%
Miscellaneous	0	0%	1	0%	1	0%	2	0%
Administrative closure**	2	1%	0	0%	4	1%	3	1%
Total - Other Case Dispositions	221		213		545		569	
Total - Closed Cases	294		324		994		1004	

* Closed - Pending Litigation is a truncation category added in August 2017. It indicates that the complaint was truncated due to the complainant/alleged victim's attorney.

**Administrative closure is a special category that deals with NYPD's Internal Affairs Bureau-referred cases or spin off cases with no complainant/alleged victim, and in which CCRB attempts to locate or identify a complainant/alleged victim has yielded no results.

Dispositions - FADO Allegations

“Allegations” are different than “cases.” A case or complaint is based on an incident and may contain one or more allegations of police misconduct. The allegation substantiation rate is 12% for the month of March 2018, and the allegation substantiation rate is 10% year-to-date. The type of allegation the CCRB is most likely to substantiate is Abuse of Authority – substantiating 12% of such allegations during March 2018, and 13% for the year.

Figure 22: Disposition of Allegations (2017 vs 2018)

	Mar 2017		Mar 2018		YTD 2017		YTD 2018	
Fully Investigated Allegations	Count	%of Total	Count	%of Total	Count	%of Total	Count	%of Total
Substantiated	27	14%	27	12%	195	12%	159	10%
Unsubstantiated	83	42%	99	42%	649	39%	639	42%
Unfounded	20	10%	16	7%	165	10%	121	8%
Exonerated	44	22%	58	25%	441	26%	449	29%
MOS Unidentified	24	12%	33	14%	221	13%	166	11%
Total - Full Investigations	198		233		1671		1534	
Mediation Closures	Count	%of Total	Count	%of Total	Count	%of Total	Count	%of Total
Mediated	25	56%	56	39%	101	58%	136	51%
Mediation Attempted	20	44%	87	61%	74	42%	132	49%
Total - ADR Closures	45		143		175		268	
Truncations / Other Closures	Count	%of Total	Count	%of Total	Count	%of Total	Count	%of Total
Complaint withdrawn	127	25%	80	15%	286	22%	201	14%
Complainant/Alleged Victim/Witness uncooperative	301	60%	303	57%	829	64%	854	59%
Complainant/Alleged Victim/Witness unavailable	60	12%	52	10%	159	12%	147	10%
Alleged Victim unidentified	11	2%	1	0%	19	1%	9	1%
Closed - Pending Litigation	0	0%	92	17%	0	0%	216	15%
Miscellaneous	0	0%	6	1%	5	0%	10	1%
Administrative closure	3	1%	0	0%	6	0%	11	1%
Total - Other Case Dispositions	502		534		1304		1448	
Total - Closed Allegations	745		910		3150		3250	

Figure 23: Disposition of Allegations By FADO Category (March 2018)

	Substantiated	Unsubstantiated	Exonerated	Unfounded	Officers Unidentified	Total
Force	6 16%	9 24%	10 27%	4 11%	8 22%	37 100%
Abuse of Authority	19 12%	63 40%	47 30%	7 4%	22 14%	158 100%
Discourtesy	2 7%	19 70%	1 4%	2 7%	3 11%	27 100%
Offensive Language	0 0%	8 73%	0 0%	3 27%	0 0%	11 100%
Total	27 12%	99 42%	58 25%	16 7%	33 14%	233 100%

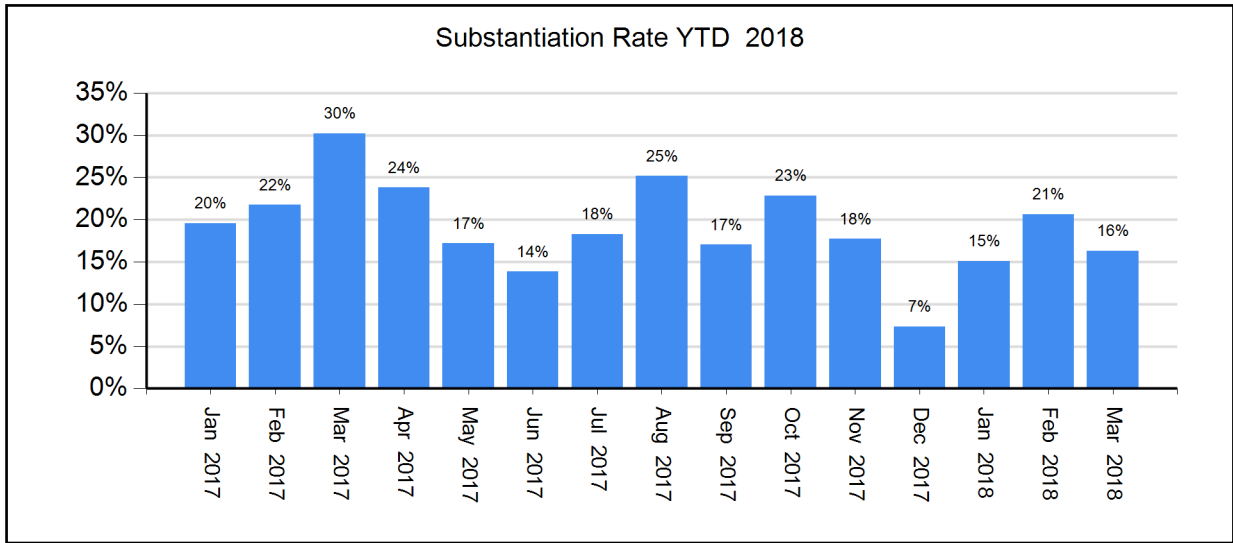
Figure 24: Disposition of Allegations By FADO Category (YTD 2018)

	Substantiated	Unsubstantiated	Exonerated	Unfounded	Officers Unidentified	Total
Force	25 6%	126 32%	146 37%	57 14%	41 10%	395 100%
Abuse of Authority	117 13%	360 40%	297 33%	42 5%	91 10%	907 100%
Discourtesy	16 8%	123 64%	6 3%	16 8%	31 16%	192 100%
Offensive Language	1 3%	30 75%	0 0%	6 15%	3 8%	40 100%
Total	159 10%	639 42%	449 29%	121 8%	166 11%	1534 100%

Substantiation Rates

The March 2018 case substantiation rate was 16%.

Figure 25: Percentage of Cases Substantiated (January 2017 - March 2018)

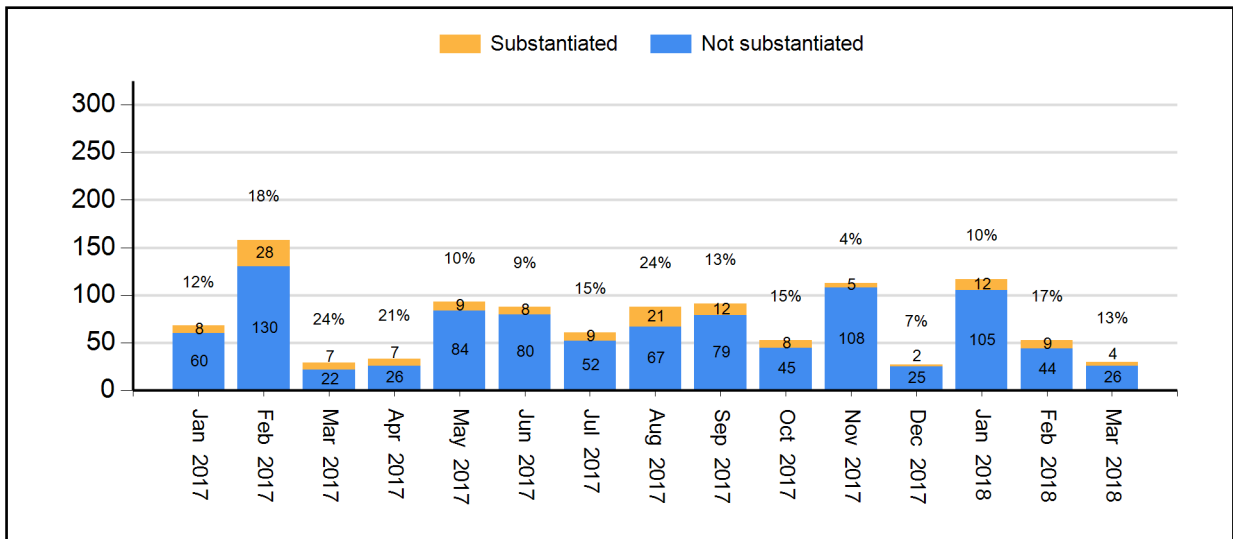


Due to the reconsideration process, counts are subject to change.

Substantiation Rates and Video

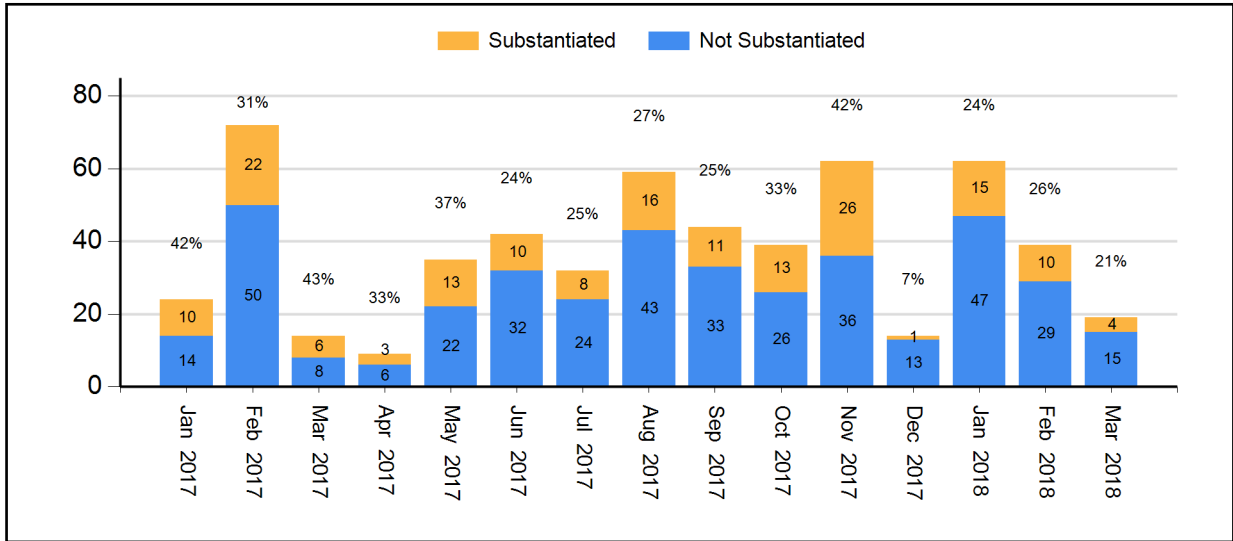
In general, investigations relying on video evidence from security cameras or personal devices result in much higher substantiation rates.

**Figure 26: Substantiation Rates for Full Investigations without Video (Jan 2018 - Mar 2018)
(% substantiated shown)**



Due to the reconsideration process, counts are subject to change.

Figure 27: Substantiation Rates for Full Investigations with Video (Jan 2018 - Mar 2018)
 (% substantiated shown)



Due to the reconsideration process, counts are subject to change.

Board Discipline Recommendations for Substantiated Complaints

After a CCRB investigative team has completed its investigation and recommended the substantiation of a complaint against an officer, a panel of three Board members determines whether to substantiate the allegation and make a disciplinary recommendation.

- “Charges and Specifications” are the most severe form of discipline. A decision to assign Charges commences a process that may result in an administrative trial in the NYPD Trial Room. An officer may lose vacation days, be suspended, or be terminated from the Department if the officer is found guilty.
- “Instructions” or “Formalized Training” are the least severe discipline, often recommended for officers who misunderstand a policy. This determination results in training at the command level (Instructions) or training at the Police Academy or NYPD Legal Bureau (Formalized Training).
- “Command Discipline” is recommended for misconduct that is moderately serious, but does not rise to the level of that associated with Charges. An officer can lose up to ten vacation days as a result of a Command Discipline.
- When the Board has recommended Instructions, Formalized Training or Command Discipline, the case is sent to the NYPD Commissioner to impose training and/or other penalties. Cases where the Board recommends charges are prosecuted by the CCRB’s Administrative Prosecution Unit.

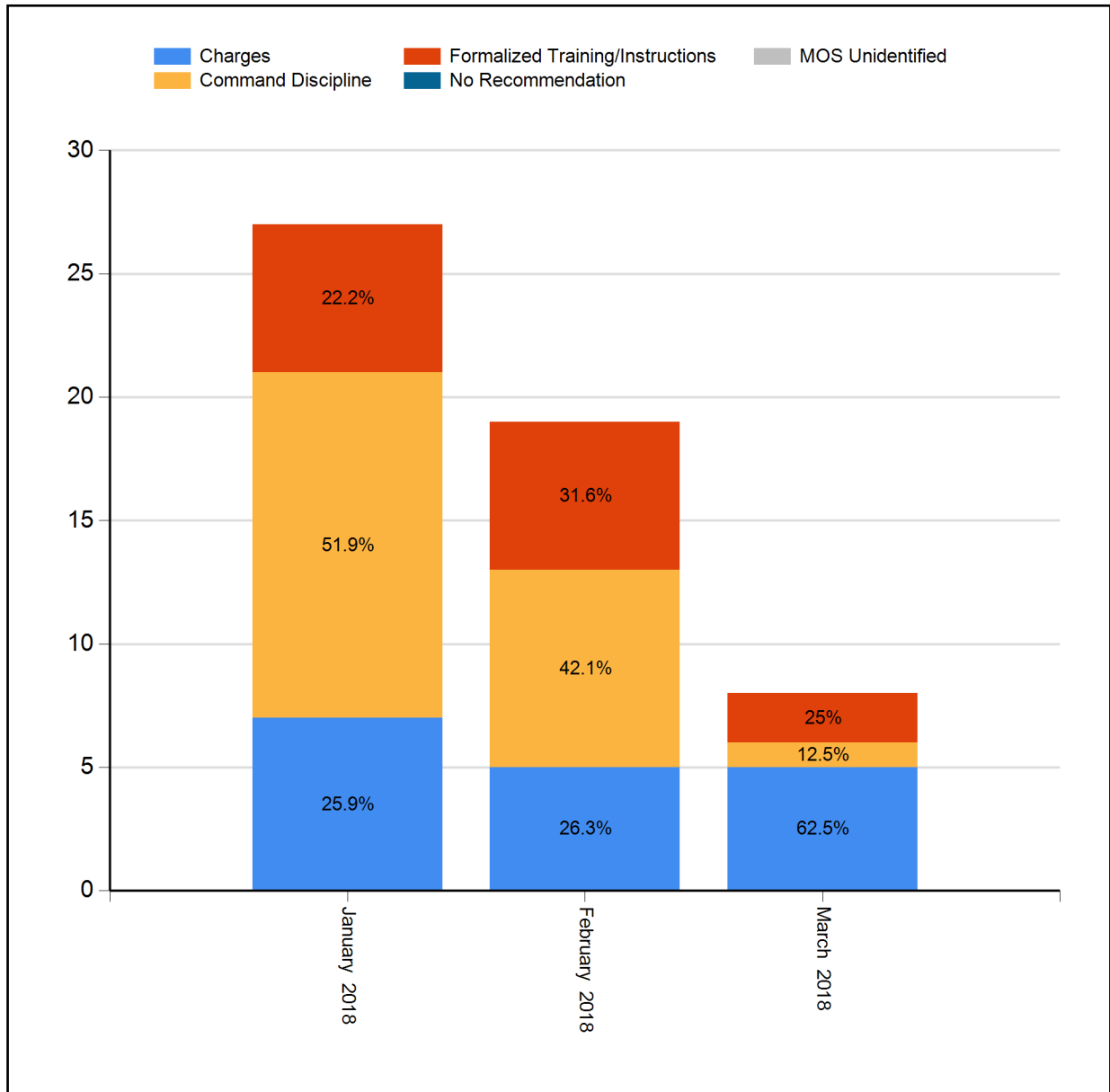
Figure 28: Board Discipline Recommendations For Substantiated Complaints*
(Mar 2017, Mar 2018, YTD 2017, YTD 2018)

Disposition	March 2017		March 2018		YTD 2017		YTD 2018	
	Count	%of Total	Count	%of Total	Count	%of Total	Count	%of Total
Charges	1	8%	5	62%	5	6%	17	31%
Command Discipline	6	46%	1	12%	39	48%	23	43%
Formalized Training	4	31%	1	12%	25	31%	4	7%
Instructions	2	15%	1	12%	12	15%	10	19%
MOS Unidentified	0	0%	0	0%	0	0%	0	0%
Total	13		8		81		54	

Due to the reconsideration process, counts are subject to change.

* A complaint containing a number of substantiated allegations against a number of different officers will typically generate a variety of different disciplinary recommendations. To determine the disciplinary recommendation associated with the complaint as a whole, the CCRB uses the most severe disciplinary recommendation made. The order of severity is: 1) Charges 2) Command Discipline 3) Formalized Training 4) Instructions.

Figure 29: Board Discipline Recommendations For Substantiated Complaints* (2018)



Due to the reconsideration process, counts are subject to change.

* A complaint containing a number of substantiated allegations against a number of different officers will typically generate a variety of different disciplinary recommendations. To determine the disciplinary recommendation associated with the complaint as a whole, the CCRB uses the most severe disciplinary recommendation made. The order of severity is: 1) Charges 2) Command Discipline 3) Formalized Training 4) Instructions.

Board Discipline Recommendations for Officers with Substantiated Allegations

A substantiated CCRB complaint may generate multiple substantiated allegations against multiple officers. Each substantiated allegation will carry its own discipline recommendation from the CCRB Board.

The following table presents the number of officers against whom discipline recommendations have been made as a result of a substantiated CCRB complaint. Where there are multiple substantiated allegations with multiple disciplinary recommendations for an officer in a complaint, the most severe disciplinary recommendation is used to determine the overall recommendation for that officer.

Figure 30: Board Discipline Recommendations for Officers with Substantiated Allegations*
(Mar 2017, Mar 2018, YTD 2017, YTD 2018)

Disposition	March 2017		March 2018		YTD 2017		YTD 2018	
	Count	%of Total	Count	%of Total	Count	%of Total	Count	%of Total
Charges	1	5.6%	9	56.2%	5	4.3%	27	31%
Command Discipline	7	38.9%	3	18.8%	60	51.3%	40	46%
Formalized Training	8	44.4%	2	12.5%	37	31.6%	7	8%
Instructions	2	11.1%	2	12.5%	15	12.8%	13	14.9%
MOS Unidentified	0	0%	0	0%	0	0%	0	0%
Total	18		16		117		87	

Due to the reconsideration process, counts are subject to change.

* The counts in this table reflect the number of distinct MOS with a substantiated allegation in each complaint.

Figure 31: Substantiated Allegations By Borough and NYPD Precinct (March 2018)

The figures in this table reflect all substantiated allegations for each MOS.

Board Disposition	FADO Category	Allegation	Precinct of Occurrence	Borough of Occurrence
Substantiated (Command Discipline A)	Abuse of Authority	Refusal to process civilian complaint	30	Manhattan
Substantiated (Formalized Training)	Abuse of Authority	Refusal to process civilian complaint	73	Brooklyn
Substantiated (Formalized Training)	Abuse of Authority	Refusal to process civilian complaint	73	Brooklyn
Substantiated (Charges)	Abuse of Authority	Frisk	79	Brooklyn
Substantiated (Charges)	Abuse of Authority	Search (of person)	79	Brooklyn
Substantiated (Charges)	Discourtesy	Word	79	Brooklyn
Substantiated (Command Lvl Instructions)	Abuse of Authority	Refusal to process civilian complaint	94	Brooklyn
Substantiated (Command Lvl Instructions)	Discourtesy	Word	94	Brooklyn
Substantiated (Charges)	Abuse of Authority	Retaliatory arrest	111	Queens
Substantiated (Charges)	Force	Flashlight as club	111	Queens
Substantiated (Charges)	Force	Pepper spray	111	Queens
Substantiated (Charges)	Force	Physical force	111	Queens
Substantiated (Charges)	Abuse of Authority	Refusal to process civilian complaint	113	Queens
Substantiated (Charges)	Abuse of Authority	Refusal to process civilian complaint	113	Queens
Substantiated (Charges)	Abuse of Authority	Refusal to process civilian complaint	113	Queens
Substantiated (Charges)	Abuse of Authority	Frisk	120	Staten Island
Substantiated (Charges)	Abuse of Authority	Frisk	120	Staten Island
Substantiated (Charges)	Abuse of Authority	Frisk	120	Staten Island
Substantiated (Charges)	Abuse of Authority	Frisk	120	Staten Island
Substantiated (Charges)	Abuse of Authority	Search (of person)	120	Staten Island
Substantiated (Charges)	Abuse of Authority	Search (of person)	120	Staten Island
Substantiated (Charges)	Abuse of Authority	Search (of person)	120	Staten Island
Substantiated (Charges)	Abuse of Authority	Stop	120	Staten Island
Substantiated (Charges)	Abuse of Authority	Stop	120	Staten Island
Substantiated (Charges)	Force	Physical force	120	Staten Island
Substantiated (Charges)	Force	Other	120	Staten Island
Substantiated (Charges)	Force	Other	120	Staten Island

Truncations

A “truncation” is a case that is not fully investigated, either because the complainant/alleged victim withdraws the complaint; is uncooperative with the investigation; is not available for the investigative team to interview; or is never identified. The CCRB constantly seeks to lower the number of truncations.

Figure 32: Truncated Allegations (March 2018)

	Withdrawn	Uncooperative	Unavailable	Civilian Unidentified	Pending Litigation*	Total
Force	11	60	17	1	50	139
Abuse of Authority	57	191	29	0	34	311
Discourtesy	10	42	4	0	6	62
Offensive Language	2	10	2	0	2	16
Total	80	303	52	1	92	528

Figure 33: Truncated CCRB Complaints (March 2018)

	Withdrawn	Uncooperative	Unavailable	Civilian Unidentified	Pending Litigation*	Total
Total	34	118	29	1	30	212

Figure 34: Truncated Allegations (YTD 2018)

	Withdrawn	Uncooperative	Unavailable	Civilian Unidentified	Pending Litigation*	Total
Force	30	195	59	5	118	407
Abuse of Authority	136	523	74	4	76	813
Discourtesy	26	117	10	0	18	171
Offensive Language	9	19	4	0	4	36
Total	201	854	147	9	216	1427

Figure 35: Truncated CCRB Complaints (YTD 2018)

	Withdrawn	Uncooperative	Unavailable	Civilian Unidentified	Pending Litigation*	Total
Total	92	316	77	5	74	564

*Pending Litigation is a truncation category added in August 2017. It indicates that the complaint was truncated due to the complainant/alleged victim's attorney.

Complaints Against Officers Assigned to Police Service Areas

The Police Service Areas (PSA) are commands that police New York City Housing Developments throughout the five boroughs. PSA complaints are defined as complaints that contain at least one FADO allegation against an officer assigned to a PSA command.

Figure 36: PSA Complaints Closed as % of Total Complaints Closed

	Mar 2017	Mar 2018	YTD 2017	YTD 2018
PSA Complaints	5	4	33	47
Total Complaints	294	324	994	1004
PSA Complaints as % of Total	1.7%	1.2%	3.3%	4.7%

A single PSA complaint may contain allegations against multiple officers assigned to multiple PSA commands. The following table breaks out the different PSAs and shows the number of officers assigned to each PSA against whom FADO allegations have been made.

Figure 37: Closed Complaints Against Officers Assigned to a PSA

	Mar 2017	Mar 2018	YTD 2017	YTD 2018
PSA 1	0	0	1	10
PSA 2	0	0	8	16
PSA 3	1	0	8	3
PSA 4	0	2	4	15
PSA 5	1	0	9	4
PSA 6	0	2	8	11
PSA 7	3	4	12	24
PSA 8	0	0	2	8
PSA 9	1	0	4	10
Total	6	8	56	101

Complaints typically contain more than one allegation. The following table shows the allegations made against officers assigned to PSA commands broken out by FADO type.

Figure 38: Closed Allegations Against Officers Assigned to a PSA by FADO Type

	Mar 2017		Mar 2018		YTD 2017		YTD 2018	
	Count	% of Total	Count	% of Total	Count	% of Total	Count	% of Total
Force (F)	1	14%	4	44%	15	19%	35	26%
Abuse of Authority (A)	5	71%	4	44%	46	57%	79	58%
Discourtesy (D)	1	14%	1	11%	16	20%	17	13%
Offensive Language (O)	0	0%	0	0%	4	5%	5	4%
Total	7	99%	9	99%	81	101%	136	101%

Dispositions of Officers Assigned to PSAs

The following tables show the Board disposition of officers assigned to a PSA with a FADO allegation made against them.

Figure 39: Disposition of PSA Officers (2017 vs 2018)

Full Investigations	Mar 2017		Mar 2018		YTD 2017		YTD 2018	
	Count	%of Total	Count	%of Total	Count	%of Total	Count	%of Total
Substantiated	0	0%	0	NaN%	14	40%	12	18%
Exonerated	1	100%	0	NaN%	9	26%	17	26%
Unfounded	0	0%	0	NaN%	0	0%	0	0%
Unsubstantiated	0	0%	0	NaN%	12	34%	37	56%
MOS Unidentified	0	0%	0	NaN%	0	0%	0	0%
Total - Full Investigations	1		0		35		66	
Mediation Closures	Count	%of Total	Count	%of Total	Count	%of Total	Count	%of Total
Mediated	0	0%	1	100%	3	60%	3	50%
Mediation Attempted	2	100%	0	0%	2	40%	3	50%
Total - ADR Closures	2		1		5		6	
Resolved Case Total	3	50%	1	12%	40	71%	72	71%
Truncations / Other Closures	Count	%of Total	Count	%of Total	Count	%of Total	Count	%of Total
Complaint withdrawn	0	0%	4	57%	4	25%	7	24%
Complainant/Alleged Victim/Witness uncooperative	3	100%	2	29%	10	62%	16	55%
Complainant/Alleged Victim/Witness unavailable	0	0%	0	0%	2	12%	0	0%
Alleged Victim unidentified	0	0%	0	0%	0	0%	0	0%
Closed - Pending Litigation*	0	0%	1	14%	0	0%	6	21%
Miscellaneous	0	0%	0	0%	0	0%	0	0%
Administrative closure*	0	0%	0	0%	0	0%	0	0%
Total - Other Case Dispositions	3		7		16		29	
Total - Closed Cases	6		8		56		101	

* Closed - Pending Litigation is a truncation category added in August 2017. It indicates that the complaint was truncated due to the complainant/alleged victim's attorney.

**Administrative closure is a special category that deals with NYPD's Internal Affairs Bureau-referred cases or spin off cases with no complainant/alleged victim, and in which CCRB attempts to locate or identify a complainant/alleged victim has yielded no results.

Mediation Unit

Whenever mediation between a complainant/alleged victim and subject officer is suitable, it is offered by CCRB investigators. If the complainant/alleged victim and subject officer both agree to participate, a neutral, third-party mediator facilitates a conversation between the parties. “Mediation Attempted” refers to a situation in which an officer agrees to mediate and the complainant becomes unavailable (after the complainant initially agreed to mediation). The chart below indicates the number of mediations and attempted mediations in March and this year.

Figure 40: Mediated Complaints Closed

	March 2018			YTD 2018		
	Mediated	Mediation Attempted	Total	Mediated	Mediation Attempted	Total
Mediated Complaints	25	37	62	63	52	115

Figure 41: Mediated FADO Allegations Closed

	March 2018			YTD 2018		
	Mediated	Mediation Attempted	Total	Mediated	Mediation Attempted	Total
Force	2	4	6	12	6	18
Abuse of Authority	43	67	110	97	101	198
Discourtesy	10	13	23	23	20	43
Offensive Language	1	3	4	4	5	9
Total	56	87	143	136	132	268

Figure 42: Mediated Complaints By Borough (March 2018)

	Mediations
Bronx	1
Brooklyn	9
Manhattan	9
Queens	5
Staten Island	1

Figure 43: Mediated Allegations By Borough (March 2018)

	Mediations
Bronx	2
Brooklyn	23
Manhattan	17
Queens	10
Staten Island	4

**Figure 44: Mediated Complaints By Precinct
(Mar 2018 - YTD 2018)**

Precinct	Mar 2018	YTD 2018	Precinct	Mar 2018	YTD 2018
1	0	1	69	4	6
5	0	1	70	0	3
9	1	1	71	0	1
13	0	1	72	0	1
14	0	2	73	0	1
17	0	2	75	1	2
18	1	2	77	1	1
19	1	1	78	0	1
26	2	2	83	1	1
32	2	2	88	1	1
33	1	1	100	0	1
34	1	2	101	0	1
42	0	1	103	1	2
44	0	2	104	1	2
46	0	2	105	0	1
47	1	1	106	0	1
52	0	1	108	1	1
60	0	2	113	1	3
63	0	1	115	1	1
67	1	1	121	1	2
			122	0	1

**Figure 45: Mediated Allegations By Precinct
(Mar 2018 - YTD 2018)**

Precinct	Mar 2018	YTD 2018	Precinct	Mar 2018	YTD 2018
1	0	1	69	14	17
5	0	1	70	0	6
9	2	2	71	0	1
13	0	2	72	0	2
14	0	4	73	0	1
17	0	4	75	1	2
18	2	3	77	1	1
19	2	2	78	0	4
26	4	4	83	2	2
32	5	5	88	2	2
33	1	1	100	0	2
34	1	3	101	0	3
42	0	2	103	1	7
44	0	4	104	1	6
46	0	2	105	0	4
47	2	2	106	0	1
52	0	1	108	4	4
60	0	9	113	1	3
63	0	3	115	3	3
67	3	3	121	4	6
			122	0	1

Administrative Prosecution Unit

The CCRB's Administrative Prosecution Unit (APU) prosecutes police misconduct cases when the Board has recommended charges, in the NYPD Trial Room. The APU is also able to offer pleas to officers who admit guilt rather than going to trial. Following a plea agreement or the conclusion of a disciplinary trial, cases are sent to the Police Commissioner for final penalties.

Figure 46: Administrative Prosecution Unit Case Closures

Disposition Category	Prosecution Disposition	Mar 2018	YTD 2018
Disciplinary Action	Not guilty after trial but Discipline Imposed	0	0
	Guilty after trial	2	3
	Trial verdict dismissed by PC, Comm. Disc. A imposed	0	0
	Trial verdict dismissed by PC, Comm. Disc. B imposed	0	0
	Trial verdict dismissed by PC, Formalized Training imposed	0	0
	Trial verdict dismissed by PC, Instructions imposed	0	0
	Trial verdict reversed by PC, Final verdict Guilty	0	0
	Resolved by plea	0	10
	Plea set aside, Comm. Disc. B	0	0
	Plea set aside, Comm. Disc. A	0	0
	Plea set aside, Formalized Training	0	0
	Plea set aside, Instructions	1	1
	*Retained, with discipline	0	1
	Disciplinary Action Total		3
No Disciplinary Action	Not guilty after trial	0	0
	Trial verdict reversed by PC, Final verdict Not Guilty	0	0
	Plea set aside, Without discipline	0	0
	**Retained, without discipline	0	0
	Dismissed by APU	0	0
	SOL Expired in APU	0	0
	No Disciplinary Action Total		0
Not Adjudicated	Charges not filed	0	0
	Deceased	0	0
	Other	0	1
	***Previously adjudicated, with discipline	0	0
	***Previously adjudicated, without discipline	0	0
	†Reconsidered by CCRB Board	0	0
	Retired	0	0
	SOL Expired prior to APU	0	0
	Not Adjudicated Total		0
Total Closures		3	16

*Retained cases are those in which the Department kept jurisdiction pursuant to Section 2 of the April 2, 2012 Memorandum of Understanding between the NYPD and the CCRB.

** When the Department keeps jurisdiction pursuant to Section 2 and does not impose any discipline on the officer, it is the equivalent of a category referred to as "Department Unable to Prosecute" (DUP). Cases are referred to as DUP when the department decides that it will not discipline an officer against whom the Board recommended discipline other than charges.

*** In some cases, the Department conducts its own investigation and prosecution prior to the completion of the CCRB's investigation. In those cases, the APU does not conduct a second prosecution.

† Under the Board's reconsideration process, an officer who has charges recommended as the penalty for a substantiated allegation may have the recommended penalty changed to something other than charges or have the disposition changed to something other than substantiated. In those cases, the APU ceases its prosecution.

NYPD Discipline

Under the New York City Charter, the Police Commissioner makes the final decision regarding discipline and the outcome of disciplinary trials.

The first chart reflects NYPD-imposed discipline for cases brought by the APU (Charges).

The chart on the following page reflects cases referred to the Police Commissioner where the Board recommended Command Discipline, Formalized Training or Instructions.

Figure 47: NYPD Discipline Imposed for Adjudicated APU Cases

Discipline*	March 2018	YTD 2018
Terminated	0	0
Suspension for or loss of vacation time of 31 or more days and/or Dismissal Probation	0	0
Suspension for or loss of vacation time of 21 to 30 days	0	0
Suspension for or loss of vacation time of 11 to 20 days	0	0
Suspension for or loss of vacation time of 1 to 10 days	2	13
Command Discipline B	0	0
Command Discipline A	0	0
Formalized Training**	0	1
Instructions***	1	1
Warned & Admonished/Reprimanded	0	0
Disciplinary Action† Total	3	15
No Disciplinary Action†	0	0
Adjudicated Total	3	15
Discipline Rate	100%	100%
Not Adjudicated† Total	0	1
Total Closures	3	16

*Where more than one penalty is imposed on a respondent, it is reported under the more severe penalty.

** Formalized training is conducted by the Police Academy, the NYPD Legal Bureau, or other NYPD Unit.

*** Instructions are conducted at the command level.

† The case closure types that define the "Disciplinary Action", "No Disciplinary Action" and "Not Adjudicated" categories are listed in Figure 43 on the previous page.

Figure 48: NYPD Discipline Imposed for Non-APU Cases

Disposition	Disposition Type*	March 2018	YTD 2018
Disciplinary Action	Terminated	0	0
	Suspension for or loss of vacation time of 31 or more days and/or Dismissal Probation	0	0
	Suspension for or loss of vacation time of 21 to 30 days	0	0
	Suspension for or loss of vacation time of 11 to 20 days	0	0
	Suspension for or loss of vacation time of 1 to 10 days	0	0
	Command Discipline B	0	0
	Command Discipline A	10	20
	Formalized Training**	13	41
	Instructions***	5	9
	Warned & admonished/Reprimanded	0	0
	Total	28	70
No Disciplinary Action	Filed ††	0	2
	SOL Expired	0	3
	Department Unable to Prosecute†††	2	16
	Total	2	21
	Discipline Rate	93%	77%
	DUP Rate	7%	18%

*Where the respondent is found guilty of charges, and the penalty imposed would fall into more than one of the above listed categories, it is reported under the more severe penalty.

** Formalized training is conducted by the Police Academy, the NYPD Legal Bureau, or other NYPD Unit.

*** Instructions are conducted at the command level.

† Trial outcomes in non-APU cases typically involve MOS who turned down command discipline, prompting the police department to proceed with charges.

†† "Filed" is a term used when the police department is not required to take action against the subject officer because the officer has resigned or retired from the department, or has been terminated.

††† When the department decides that it will not discipline an officer against whom the Board recommended discipline other than charges, those cases are referred to as "Department Unable to Prosecute," or DUP.

Figure 49: NYPD Discipline Imposed for Allegations - Non-APU Cases (March 2018)

Board Disposition	FADO Type	Allegation	Precinct	Borough	NYPD Discipline
Substantiated (Command Discipline A)	F	Chokehold	9	Manhattan	No Discipline
Substantiated (Command Discipline B)	F	Physical force	18	Manhattan	Command Discipline A
Substantiated (Command Discipline B)	F	Other	18	Manhattan	Formalized Training
Substantiated (Command Discipline B)	A	Frisk	18	Manhattan	Formalized Training
Substantiated (Command Discipline B)	A	Search (of person)	18	Manhattan	Formalized Training
Substantiated (Command Discipline B)	A	Premises entered and/or searched	23	Manhattan	Command Discipline A
Substantiated (Command Discipline B)	A	Property damaged	23	Manhattan	Command Discipline A
Substantiated (Command Discipline B)	A	Other	23	Manhattan	Command Discipline A
Substantiated (Command Discipline B)	A	Other	23	Manhattan	Command Discipline A
Substantiated (Command Discipline B)	A	Other	23	Manhattan	Command Discipline A
Substantiated (Command Discipline B)	A	Other	23	Manhattan	Command Discipline A
Substantiated (Command Discipline A)	D	Word	23	Manhattan	Instructions
Substantiated (Formalized Training)	A	Other	24	Manhattan	Formalized Training
Substantiated (Formalized Training)	A	Other	24	Manhattan	Formalized Training
Substantiated (Command Discipline A)	A	Strip-searched	25	Manhattan	Command Discipline A
Substantiated (Formalized Training)	F	Physical force	30	Manhattan	Formalized Training
Substantiated (Formalized Training)	F	Physical force	30	Manhattan	Formalized Training
Substantiated (Command Discipline A)	A	Search (of person)	44	Bronx	Instructions
Substantiated (Command Discipline B)	A	Search (of person)	44	Bronx	Command Discipline A
Substantiated (Command Discipline B)	A	Search (of person)	44	Bronx	Command Discipline A
Substantiated (Formalized Training)	A	Search (of person)	44	Bronx	Instructions
Substantiated (Command Discipline B)	A	Stop	44	Bronx	Command Discipline A
Substantiated (Command Discipline B)	A	Question	44	Bronx	Command Discipline A
Substantiated (Command Lvl Instructions)	A	Vehicle search	47	Bronx	Formalized Training
Substantiated (Formalized Training)	A	Threat of force (verbal or physical)	47	Bronx	Formalized Training
Substantiated (Formalized Training)	A	Vehicle stop	52	Bronx	Formalized Training
Substantiated (Formalized Training)	A	Vehicle stop	52	Bronx	Formalized Training
Substantiated (Formalized Training)	A	Vehicle stop	52	Bronx	Formalized Training
Substantiated (Formalized Training)	A	Vehicle stop	52	Bronx	Formalized Training
Substantiated (Formalized Training)	A	Vehicle stop	52	Bronx	Formalized Training
Substantiated (Formalized Training)	A	Vehicle stop	52	Bronx	Formalized Training
Substantiated (Formalized Training)	A	Vehicle stop	52	Bronx	Formalized Training
Substantiated (Formalized Training)	A	Vehicle search	52	Bronx	Formalized Training
Substantiated (Formalized Training)	A	Vehicle search	52	Bronx	Formalized Training

Board Disposition	FADO Type	Allegation	Precinct	Borough	NYPD Discipline
Substantiated (Formalized Training)	A	Vehicle search	52	Bronx	Formalized Training
Substantiated (Formalized Training)	A	Vehicle search	52	Bronx	Formalized Training
Substantiated (Formalized Training)	A	Vehicle search	52	Bronx	Formalized Training
Substantiated (Formalized Training)	A	Vehicle search	52	Bronx	Formalized Training
Substantiated (Formalized Training)	A	Question	52	Bronx	Formalized Training
Substantiated (Formalized Training)	A	Search (of person)	62	Brooklyn	Formalized Training
Substantiated (Command Discipline A)	A	Frisk	75	Brooklyn	Command Discipline A
Substantiated (Command Discipline A)	A	Stop	75	Brooklyn	Command Discipline A
Substantiated (Command Discipline B)	A	Refusal to provide name/shield number	77	Brooklyn	Formalized Training
Substantiated (Command Discipline B)	A	Refusal to provide name/shield number	77	Brooklyn	Command Discipline A
Substantiated (Command Discipline B)	A	Frisk	77	Brooklyn	Command Discipline A
Substantiated (Command Discipline B)	A	Stop	77	Brooklyn	Command Discipline A
Substantiated (Command Lvl Instructions)	A	Refusal to process civilian complaint	78	Brooklyn	Command Discipline A
Substantiated (Formalized Training)	A	Search (of person)	81	Brooklyn	Formalized Training
Substantiated (Command Discipline A)	A	Retaliatory summons	83	Brooklyn	Command Discipline A
Substantiated (Command Discipline A)	D	Word	83	Brooklyn	Command Discipline A
Substantiated (Formalized Training)	F	Physical force	101	Queens	Instructions
Substantiated (Formalized Training)	D	Word	101	Queens	Instructions
Substantiated (Command Lvl Instructions)	D	Word	109	Queens	Instructions
Substantiated (Command Discipline A)	A	Frisk	109	Queens	Formalized Training
Substantiated (Command Discipline A)	A	Vehicle search	110	Queens	Command Discipline A
Substantiated (Command Discipline A)	A	Seizure of property	110	Queens	Command Discipline A
Substantiated (Formalized Training)	A	Frisk	114	Queens	No Discipline
Substantiated (Command Discipline A)	A	Stop	123	Staten Island	Command Discipline A

Figure 50: NYPD Discipline Imposed for Allegations - APU Adjudicated Cases (March 2018)

Board Disposition	FADO Type	Allegation	Precinct	Borough	NYPD Discipline
Substantiated (Charges)	F	Chokehold	25	Manhattan	Forfeit vacation 5 day(s)
Substantiated (Charges)	F	Chokehold	25	Manhattan	Forfeit vacation 5 day(s)
Substantiated (Charges)	F	Physical force	25	Manhattan	Forfeit vacation 5 day(s)
Substantiated (Charges)	A	Refusal to provide name/shield number	47	Bronx	Instructions
Substantiated (Charges)	A	Premises entered and/or searched	50	Bronx	Forfeit vacation 4 day(s)
Substantiated (Charges)	A	Threat of arrest	50	Bronx	Forfeit vacation 4 day(s)
Substantiated (Charges)	A	Other	50	Bronx	Forfeit vacation 4 day(s)

Appendix

Over the years, the CCRB has made many types of data publicly available. In reorganizing the Monthly Report, we do not intend to remove any valuable information from the public domain. However, the Agency believes that some information is essential to place in the main body of the Monthly Report, while more granular charts and figures are better suited to the Appendix. We welcome you to contact the CCRB at www.nyc.gov or 212-912-7235 if you are having difficulty finding information on CCRB data that was formerly available.

Figure 51: CCRB Open Docket - Age of CCRB Cases Based On Incident Date

	March 2018		February 2018		Change	% Change
	Count	% of Total	Count	% of Total		
Cases 0-4 Months	976	71.1%	1007	74.6%	-31	-3.1%
Cases 5-7 Months	251	18.3%	215	15.9%	36	16.7%
Cases 8 Months	38	2.8%	38	2.8%	0	0.0%
Cases 9 Months	30	2.2%	12	0.9%	18	150.0%
Cases 10 Months	10	0.7%	21	1.6%	-11	-52.4%
Cases 11 Months	18	1.3%	11	0.8%	7	63.6%
Cases 12 Months	9	0.7%	8	0.6%	1	12.5%
Cases 13 Months	6	0.4%	9	0.7%	-3	-33.3%
Cases 14 Months	10	0.7%	5	0.4%	5	100.0%
Cases 15 Months	4	0.3%	7	0.5%	-3	-42.9%
Cases 16 Months	7	0.5%	4	0.3%	3	75.0%
Cases 17 Months	3	0.2%	0	0.0%	3	NA
Cases 18 Months	0	0.0%	1	0.1%	-1	NA
Cases Over 18 Months	11	0.8%	12	0.9%	-1	-8.3%
NA	0	0.0%	0	0.0%	0	NA
Total	1373	100.0%	1350	100.0%	23	1.7%

Figure 52: CCRB Open Docket - Age of CCRB Cases Based On CCRB Received Date

	March 2018		February 2018		Change	% Change
	Count	% of Total	Count	% of Total		
Cases 0-4 Months	1073	78.2%	1106	81.9%	-33	-3.0%
Cases 5-7 Months	230	16.8%	177	13.1%	53	29.9%
Cases 8 Months	15	1.1%	25	1.9%	-10	-40.0%
Cases 9 Months	21	1.5%	13	1.0%	8	61.5%
Cases 10 Months	11	0.8%	10	0.7%	1	10.0%
Cases 11 Months	8	0.6%	4	0.3%	4	100.0%
Cases 12 Months	2	0.1%	4	0.3%	-2	-50.0%
Cases 13 Months	4	0.3%	2	0.1%	2	100.0%
Cases 14 Months	2	0.1%	1	0.1%	1	100.0%
Cases 15 Months	1	0.1%	0	0.0%	1	NA
Cases 16 Months	0	0.0%	2	0.1%	-2	NA
Cases 17 Months	1	0.1%	0	0.0%	1	NA
Cases 18 Months	0	0.0%	1	0.1%	-1	NA
Cases Over 18 Months	5	0.4%	5	0.4%	0	0.0%
NA	0	0.0%	0	0.0%	0	NA
Total	1373	100.0%	1350	100.0%	23	1.7%

Figure 53: CCRB Investigations Docket - Age of CCRB Cases Based On Incident Date

	March 2018		February 2018		Change	% Change
	Count	% of Total	Count	% of Total		
Cases 0-4 Months	650	75.9%	662	77.1%	-12	-1.8%
Cases 5-7 Months	123	14.4%	118	13.7%	5	4.2%
Cases 8 Months	20	2.3%	20	2.3%	0	0.0%
Cases 9 Months	18	2.1%	5	0.6%	13	260.0%
Cases 10 Months	7	0.8%	13	1.5%	-6	-46.2%
Cases 11 Months	8	0.9%	9	1.0%	-1	-11.1%
Cases 12 Months	7	0.8%	6	0.7%	1	16.7%
Cases 13 Months	4	0.5%	7	0.8%	-3	-42.9%
Cases 14 Months	7	0.8%	2	0.2%	5	250.0%
Cases 15 Months	2	0.2%	6	0.7%	-4	-66.7%
Cases 16 Months	3	0.4%	2	0.2%	1	50.0%
Cases 17 Months	0	0.0%	0	0.0%	0	NA
Cases 18 Months	0	0.0%	1	0.1%	-1	NA
Cases Over 18 Months	7	0.8%	8	0.9%	-1	-12.5%
NA	0	0.0%	0	0.0%	0	NA
Total	856	100.0%	859	100.0%	-3	-0.3%

Figure 54: CCRB DA Hold Docket - Age of CCRB Cases Based On Incident Date

	March 2018	
	Count	% of Total
Cases 0-4 Months	0	0.0%
Cases 5-7 Months	2	28.6%
Cases 8 Months	0	0.0%
Cases 9 Months	0	0.0%
Cases 10 Months	0	0.0%
Cases 11 Months	0	0.0%
Cases 12 Months	0	0.0%
Cases 13 Months	0	0.0%
Cases 14 Months	1	14.3%
Cases 15 Months	0	0.0%
Cases 16 Months	2	28.6%
Cases 17 Months	0	0.0%
Cases 18 Months	0	0.0%
Cases Over 18 Months	2	28.6%
NA	0	0.0%
Total	7	100.0%

Figure 55: Disposition of Force Allegations (YTD 2018)

Force Allegation	Substantiated		Exonerated		Unsubstantiated		Unfounded		Officer Unidentified		Miscellaneous	
	Count	%	Count	%	Count	%	Count	%	Count	%	Count	%
Gun Pointed	1	4%	10	40%	7	28%	5	20%	2	8%	0	0%
Gun fired	0	0%	4	100%	0	0%	0	0%	0	0%	0	0%
Nightstick as club (incl asp & baton)	0	0%	6	66.7%	0	0%	2	22.2%	1	11.1%	0	0%
Gun as club	0	0%	0	0%	3	100%	0	0%	0	0%	0	0%
Radio as club	0	0%	0	0%	0	0%	2	100%	0	0%	0	0%
Flashlight as club	1	100%	0	0%	0	0%	0	0%	0	0%	0	0%
Police shield	0	0%	1	33.3%	2	66.7%	0	0%	0	0%	0	0%
Vehicle	0	0%	0	0%	2	66.7%	1	33.3%	0	0%	0	0%
Other blunt instrument as a club	0	0%	1	100%	0	0%	0	0%	0	0%	0	0%
Hit against inanimate object	0	0%	2	16.7%	5	41.7%	5	41.7%	0	0%	0	0%
Chokehold	2	9.5%	0	0%	13	61.9%	6	28.6%	0	0%	0	0%
Pepper spray	8	72.7%	3	27.3%	0	0%	0	0%	0	0%	0	0%
Physical force	10	3.8%	110	42.1%	77	29.5%	31	11.9%	33	12.6%	0	0%
Handcuffs too tight	0	0.0%	0	0.0%	0	0.0%	0	0.0%	0	0.0%	0	0.0%
Nonlethal restraining device	0	0%	6	85.7%	1	14.3%	0	0%	0	0%	0	0%
Animal	0	0.0%	0	0.0%	0	0.0%	0	0.0%	0	0.0%	0	0.0%
Other	3	12%	3	12%	12	48%	5	20%	2	8%	0	0%
Restricted Breathing	0	0%	0	0%	4	57.1%	0	0%	3	42.9%	0	0%
Total	25	6.3%	146	37%	126	31.9%	57	14.4%	41	10.4%	0	0%

Figure 56: Disposition of Abuse of Authority Allegations (YTD 2018)

Abuse of Authority Allegation	Substantiated		Exonerated		Unsubstantiated		Unfounded		Officer Unidentified		Miscellaneous	
	Count	%	Count	%	Count	%	Count	%	Count	%	Count	%
Gun Drawn	0	0%	9	90%	1	10%	0	0%	0	0%	0	0%
Entry of Premises	0	0.0%	0	0.0%	0	0.0%	0	0.0%	0	0.0%	0	0.0%
Strip-searched	5	50%	1	10%	2	20%	1	10%	1	10%	0	0%
Vehicle stop	0	0%	30	61.2%	13	26.5%	0	0%	6	12.2%	0	0%
Vehicle search	5	10%	21	42%	18	36%	0	0%	6	12%	0	0%
Premises entered and/or searched	14	9.5%	102	69.4%	23	15.6%	2	1.4%	6	4.1%	0	0%
Threat of summons	2	50%	1	25%	1	25%	0	0%	0	0%	0	0%
Threat of arrest	6	7.8%	26	33.8%	35	45.5%	4	5.2%	6	7.8%	0	0%
Threat to notify ACS	0	0%	1	50%	1	50%	0	0%	0	0%	0	0%
Threat of force (verbal or physical)	5	8.8%	12	21.1%	28	49.1%	6	10.5%	6	10.5%	0	0%
Threat to damage/seize property	2	8.7%	2	8.7%	13	56.5%	1	4.3%	5	21.7%	0	0%
Property damaged	1	4.8%	4	19%	10	47.6%	1	4.8%	5	23.8%	0	0%
Refusal to process civilian complaint	7	58.3%	0	0%	2	16.7%	1	8.3%	2	16.7%	0	0%
Refusal to provide name/shield number	9	9.2%	3	3.1%	73	74.5%	8	8.2%	5	5.1%	0	0%
Retaliatory arrest	5	83.3%	0	0%	1	16.7%	0	0%	0	0%	0	0%
Retaliatory summons	2	100%	0	0%	0	0%	0	0%	0	0%	0	0%
Refusal to obtain medical treatment	0	0%	0	0%	16	69.6%	6	26.1%	1	4.3%	0	0%
Improper dissemination of medical info	0	0%	0	0%	0	0%	0	0%	1	100%	0	0%
Other	5	17.9%	14	50%	8	28.6%	0	0%	1	3.6%	0	0%
Seizure of property	1	20%	2	40%	2	40%	0	0%	0	0%	0	0%
Refusal to show search warrant	0	0%	0	0%	11	84.6%	2	15.4%	0	0%	0	0%
Frisk	22	37.9%	6	10.3%	17	29.3%	3	5.2%	10	17.2%	0	0%
Search (of person)	6	9.5%	7	11.1%	37	58.7%	2	3.2%	11	17.5%	0	0%
Stop	14	15.9%	31	35.2%	29	33%	2	2.3%	12	13.6%	0	0%
Question	2	13.3%	3	20%	7	46.7%	0	0%	3	20%	0	0%
Refusal to show arrest warrant	0	0%	0	0%	0	0%	0	0%	1	100%	0	0%
Interference with recording	4	28.6%	2	14.3%	4	28.6%	2	14.3%	2	14.3%	0	0%
Search of recording device	0	0%	0	0%	4	80%	1	20%	0	0%	0	0%
Electronic device information deletion	0	0%	0	0%	0	0%	0	0%	1	100%	0	0%

Forcible Removal to Hospital	0	0%	20	100%	0	0%	0	0%	0	0%	0	0%
Threat re: removal to hospital	0	0%	0	0%	2	100%	0	0%	0	0%	0	0%
Threat re: immigration status	0	0.0%	0	0.0%	0	0.0%	0	0.0%	0	0.0%	0	0.0%
Disseminated immigration status	0	0.0%	0	0.0%	0	0.0%	0	0.0%	0	0.0%	0	0.0%
Questioned immigration status	0	0%	0	0%	2	100%	0	0%	0	0%	0	0%
Search of Premises	0	0.0%	0	0.0%	0	0.0%	0	0.0%	0	0.0%	0	0.0%
Sex Miscon (Sexual Harassment, Verbal)	0	0.0%	0	0.0%	0	0.0%	0	0.0%	0	0.0%	0	0.0%
Sex Miscon (Sexual Harassment, Gesture)	0	0.0%	0	0.0%	0	0.0%	0	0.0%	0	0.0%	0	0.0%
Sexual Misconduct (Sexual Humiliation)	0	0.0%	0	0.0%	0	0.0%	0	0.0%	0	0.0%	0	0.0%
Sex Miscon (Sexual/Romantic Proposition)	0	0.0%	0	0.0%	0	0.0%	0	0.0%	0	0.0%	0	0.0%
Sex Miscon (Sexually Motivated Arrest)	0	0.0%	0	0.0%	0	0.0%	0	0.0%	0	0.0%	0	0.0%
Sex Miscon (Sexually Motivated Stop)	0	0.0%	0	0.0%	0	0.0%	0	0.0%	0	0.0%	0	0.0%
Sex Miscon (Sexually Motivated Frisk)	0	0.0%	0	0.0%	0	0.0%	0	0.0%	0	0.0%	0	0.0%
Sex Miscon (Sexually Motivated Search)	0	0.0%	0	0.0%	0	0.0%	0	0.0%	0	0.0%	0	0.0%
Sex Miscon (Sexually Motiv Strip-Search)	0	0.0%	0	0.0%	0	0.0%	0	0.0%	0	0.0%	0	0.0%
Sex Miscon (Sexually Motiv Vehicle Stop)	0	0.0%	0	0.0%	0	0.0%	0	0.0%	0	0.0%	0	0.0%
Sex Miscon (Sexually Motiv Photo/Video)	0	0.0%	0	0.0%	0	0.0%	0	0.0%	0	0.0%	0	0.0%
Sex Miscon (Sexually Motivated Summons)	0	0.0%	0	0.0%	0	0.0%	0	0.0%	0	0.0%	0	0.0%
Photography/Videography	0	0.0%	0	0.0%	0	0.0%	0	0.0%	0	0.0%	0	0.0%
Body Cavity Searches	0	0.0%	0	0.0%	0	0.0%	0	0.0%	0	0.0%	0	0.0%
Total	117	12.9%	297	32.7%	360	39.7%	42	4.6%	91	10%	0	0%

Figure 57: Disposition of Discourtesy Allegations (YTD 2018)

Discourtesy Allegation	Substantiated		Exonerated		Unsubstantiated		Unfounded		Officer Unidentified		Miscellaneous	
	Count	%	Count	%	Count	%	Count	%	Count	%	Count	%
Word	15	8.9%	6	3.6%	107	63.7%	14	8.3%	26	15.5%	0	0%
Gesture	0	0%	0	0%	4	80%	1	20%	0	0%	0	0%
Demeanor/tone	0	0.0%	0	0.0%	0	0.0%	0	0.0%	0	0.0%	0	0.0%
Action	1	5.3%	0	0%	12	63.2%	1	5.3%	5	26.3%	0	0%
Other	0	0.0%	0	0.0%	0	0.0%	0	0.0%	0	0.0%	0	0.0%
Total	16	8.3%	6	3.1%	123	64.1%	16	8.3%	31	16.1%	0	0%

Figure 58: Disposition of Offensive Language Allegations (YTD 2018)

Offensive Language Allegation	Substantiated		Exonerated		Unsubstantiated		Unfounded		Officer Unidentified		Miscellaneous	
	Count	%	Count	%	Count	%	Count	%	Count	%	Count	%
Race	0	0%	0	0%	11	73.3%	2	13.3%	2	13.3%	0	0%
Ethnicity	0	0%	0	0%	1	50%	1	50%	0	0%	0	0%
Religion	0	0.0%	0	0.0%	0	0.0%	0	0.0%	0	0.0%	0	0.0%
Gender	1	6.7%	0	0%	12	80%	2	13.3%	0	0%	0	0%
Sexual orientation	0	0%	0	0%	3	100%	0	0%	0	0%	0	0%
Physical disability	0	0%	0	0%	0	0%	0	0%	1	100%	0	0%
Other	0	0%	0	0%	3	75%	1	25%	0	0%	0	0%
Gender Identity	0	0.0%	0	0.0%	0	0.0%	0	0.0%	0	0.0%	0	0.0%
Total	1	2.5%	0	0%	30	75%	6	15%	3	7.5%	0	0%

Figure 59: Administrative Prosecutions Unit Open Docket (March 2018)

Case Stage	Cases	Percent
Charges served, Conference Date Requested	0	0%
Trial commenced	0	0%
Awaiting filing of charges	22	31%
Charges filed, awaiting service	29	40%
Charges served, CORD/SoEH/DCS pending	12	17%
Calendared for court appearance	2	3%
Case Off Calendar - Subsequent Appearance Pending	2	3%
Trial scheduled	3	4%
Plea agreed - paperwork pending	2	3%
Total	72	100%

CORD is the CO's Report on MOS facing discipline.
 SoEH is the Summary of Employment History.
 DCS is the Disciplinary Cover Sheet.

Figure 60: Administrative Prosecutions Unit Cases Awaiting Final Disposition (March 2018)

Case Stage	Cases	Percent
Disposition modified, awaiting final disp.	1	5%
Plea filed - awaiting approval by PC	13	59%
Verdict rendered - awaiting approval by PC	6	27%
Verdict rendered - Fogel response due	1	5%
Trial completed, awaiting verdict	1	5%
Total	22	100%

A Fogel response is a letter to the Trial Commissioner with comments from the CCRB on the Trial Commissioner's report and recommendation.

Figure 61: Officers With CCRB Complaints Closed in 2018 by Command

Patrol Services Bureau	Substantiated MOS Mar 2018	Substantiated MOS YTD 2018	Total MOS Mar 2018	Total MOS YTD 2018
Patrol Borough Manhattan South Total	0	1	28	66
Patrol Borough Manhattan North Total	1	18	45	124
Patrol Borough Bronx Total	0	11	53	188
Patrol Borough Brooklyn South Total	0	8	42	129
Patrol Borough Brooklyn North Total	4	11	35	137
Patrol Borough Queens South Total	2	6	29	111
Patrol Borough Queens North Total	1	4	18	41
Patrol Borough Staten Island Total	5	9	14	52
Special Operations Division Total	0	0	1	11
Other Patrol Services Bureau Commands Total	0	0	1	1
Total	13	68	266	860
Other Bureaus				
Traffic Control Division Total	2	2	4	16
Transit Bureau Total	0	1	6	31
Housing Bureau Total	0	12	8	106
Organized Crime Control Bureau Total	0	2	3	40
Detective Bureau Total	1	1	11	37
Other Bureaus Total	0	0	10	29
Total	3	18	42	259
Other Commands				
Deputy Commissioners and Miscellaneous Commands Total	0	1	3	8
Undetermined	0	0	1	11
Total	16	87	312	1138

Table shows MOS command as recorded at the time of complaint.

Figure 62A: Officers With CCRB Complaints Closed in 2018 by Command - Patrol Borough Manhattan South

Manhattan South	Substantiated MOS Mar 2018	Substantiated MOS YTD 2018	Total MOS Mar 2018	Total MOS YTD 2018
001 Precinct	0	1	2	9
005 Precinct	0	0	1	8
006 Precinct	0	0	9	10
007 Precinct	0	0	1	5
009 Precinct	0	0	0	2
010 Precinct	0	0	2	5
013 Precinct	0	0	1	4
Midtown South Precinct	0	0	2	5
017 Precinct	0	0	1	3
Midtown North Precinct	0	0	8	12
Precincts Total	0	1	27	63
Patrol Borough Manhattan South Task Force	0	0	0	0
Patrol Borough Manhattan South HQ	0	0	1	3
Patrol Borough Manhattan South Anti-Crime Unit	0	0	0	0
Patrol Borough Manhattan South Total	0	1	28	66

Table shows MOS command as recorded at the time of complaint.

Figure 62B: Officers With CCRB Complaints Closed in 2018 by Command - Patrol Borough Manhattan North

Manhattan North	Substantiated MOS Mar 2018	Substantiated MOS YTD 2018	Total MOS Mar 2018	Total MOS YTD 2018
019 Precinct	0	1	5	9
020 Precinct	0	0	1	13
023 Precinct	0	1	7	11
024 Precinct	0	0	4	4
025 Precinct	0	0	3	3
026 Precinct	0	0	3	3
Central Park Precinct	0	1	0	1
028 Precinct	0	3	3	12
030 Precinct	1	1	1	10
032 Precinct	0	2	5	10
033 Precinct	0	0	4	16
034 Precinct	0	8	7	25
Precincts Total	1	17	43	117
Patrol Borough Manhattan North Task Force	0	0	0	0
Patrol Borough Manhattan North HQ	0	1	0	2
Patrol Borough Manhattan North Anti-Crime Unit	0	0	2	5
Manhattan North Impact Response Team	0	0	0	0
Patrol Borough Manhattan North Total	1	18	45	124

Table shows MOS command as recorded at the time of complaint.

Figure 62C: Officers With CCRB Complaints Closed in 2018 by Command - Patrol Borough Bronx

Bronx	Substantiated MOS Mar 2018	Substantiated MOS YTD 2018	Total MOS Mar 2018	Total MOS YTD 2018
040 Precinct	0	3	4	16
041 Precinct	0	1	0	10
042 Precinct	0	0	5	16
043 Precinct	0	1	2	10
044 Precinct	0	1	9	30
045 Precinct	0	2	2	8
046 Precinct	0	1	2	12
047 Precinct	0	0	6	13
048 Precinct	0	0	10	19
049 Precinct	0	1	4	9
050 Precinct	0	1	6	14
052 Precinct	0	0	2	30
Precincts Total	0	11	52	187
Patrol Borough Bronx Task Force	0	0	1	1
Patrol Borough Bronx HQ	0	0	0	0
Patrol Borough Bronx Anti-Crime Unit	0	0	0	0
Bronx Impact Response Team	0	0	0	0
Patrol Borough Bronx Total	0	11	53	188

Table shows MOS command as recorded at the time of complaint.

Figure 62D: Officers With CCRB Complaints Closed in 2018 by Command - Patrol Borough Brooklyn South

Brooklyn South	Substantiated MOS Mar 2018	Substantiated MOS YTD 2018	Total MOS Mar 2018	Total MOS YTD 2018
060 Precinct	0	0	7	14
061 Precinct	0	0	4	6
062 Precinct	0	0	0	5
063 Precinct	0	2	3	8
066 Precinct	0	0	3	5
067 Precinct	0	1	3	20
068 Precinct	0	2	5	8
069 Precinct	0	2	10	22
070 Precinct	0	0	2	8
071 Precinct	0	0	1	7
072 Precinct	0	0	2	12
076 Precinct	0	0	1	8
078 Precinct	0	0	0	2
Precincts Total	0	7	41	125
Patrol Borough Brooklyn South Task Force	0	1	0	3
Patrol Borough Brooklyn South HQ	0	0	0	0
Patrol Borough Brooklyn South Anti-Crime Unit	0	0	1	1
Brooklyn South Impact Response Team	0	0	0	0
Patrol Borough Brooklyn South Total	0	8	42	129

Table shows MOS command as recorded at the time of complaint.

Figure 62E: Officers With CCRB Complaints Closed in 2018 by Command - Patrol Borough Brooklyn North

Brooklyn North	Substantiated MOS Mar 2018	Substantiated MOS YTD 2018	Total MOS Mar 2018	Total MOS YTD 2018
073 Precinct	2	3	5	14
075 Precinct	0	0	3	33
077 Precinct	0	0	7	14
079 Precinct	1	2	13	30
081 Precinct	0	2	0	17
083 Precinct	0	3	2	13
084 Precinct	1	1	1	9
088 Precinct	0	0	1	1
090 Precinct	0	0	0	1
094 Precinct	0	0	0	1
Precincts Total	4	11	32	133
Patrol Borough Brooklyn North Task Force	0	0	0	0
Patrol Borough Brooklyn North HQ	0	0	0	1
Patrol Borough Brooklyn North Anti-Crime Unit	0	0	3	3
Brooklyn North Impact Response Team	0	0	0	0
Patrol Borough Brooklyn North Total	4	11	35	137

Table shows MOS command as recorded at the time of complaint.

Figure 62F: Officers With CCRB Complaints Closed in 2018 by Command - Patrol Borough Queens South

Queens South	Substantiated MOS Mar 2018	Substantiated MOS YTD 2018	Total MOS Mar 2018	Total MOS YTD 2018
100 Precinct	0	0	1	5
101 Precinct	0	0	0	19
102 Precinct	0	0	6	8
103 Precinct	0	0	6	20
105 Precinct	0	1	3	9
106 Precinct	0	2	1	12
107 Precinct	0	0	1	6
113 Precinct	2	3	11	28
Precincts Total	2	6	29	107
Patrol Borough Queens South Task Force	0	0	0	1
Patrol Borough Queens South HQ	0	0	0	0
Patrol Borough Queens South Anti-Crime Unit	0	0	0	3
Queens South Impact Response Team	0	0	0	0
Patrol Borough Queens South Total	2	6	29	111

Table shows MOS command as recorded at the time of complaint.

Figure 62G: Officers With CCRB Complaints Closed in 2018 by Command - Patrol Borough Queens North

Queens North	Substantiated MOS Mar 2018	Substantiated MOS YTD 2018	Total MOS Mar 2018	Total MOS YTD 2018
104 Precinct	0	0	1	2
108 Precinct	0	0	2	5
109 Precinct	0	0	4	7
110 Precinct	0	0	2	7
111 Precinct	0	0	2	3
112 Precinct	0	0	0	0
114 Precinct	0	3	2	8
115 Precinct	0	0	4	8
Precincts Total	0	3	17	40
Patrol Borough Queens North Task Force	0	0	0	0
Patrol Borough Queens North HQ	1	1	1	1
Patrol Borough Queens North Anti-Crime Unit	0	0	0	0
Patrol Borough Queens North Total	1	4	18	41

Table shows MOS command as recorded at the time of complaint.

Figure 62H: Officers With CCRB Complaints Closed in 2018 by Command - Patrol Borough Staten Island

Staten Island	Substantiated MOS Mar 2018	Substantiated MOS YTD 2018	Total MOS Mar 2018	Total MOS YTD 2018
120 Precinct	3	7	4	24
122 Precinct	0	0	1	9
123 Precinct	0	0	6	8
121 Precinct	0	0	1	5
Precincts Total	3	7	12	46
Patrol Borough Staten Island Task Force	0	0	0	1
Patrol Borough Staten Island HQ	2	2	2	2
Patrol Borough Staten Island Anti-Crime Unit	0	0	0	3
Staten Island Housing Unit	0	0	0	0
Staten Island Court Section	0	0	0	0
Staten Island Impact Response Team	0	0	0	0
Patrol Borough Staten Island Total	5	9	14	52

Table shows MOS command as recorded at the time of complaint.

Figure 62I: Officers With CCRB Complaints Closed in 2018 by Command - Special Operations Division

Special Operations	Substantiated MOS Mar 2018	Substantiated MOS YTD 2018	Total MOS Mar 2018	Total MOS YTD 2018
Emergency Services Unit and Squads 1-10	0	0	0	6
Harbor Unit	0	0	0	4
Aviation Unit	0	0	0	0
Canine Team	0	0	0	0
Mounted Unit	0	0	1	1
2 SOD Strategic Response Group	0	0	0	0
Special Operations Division Headquarters	0	0	0	0
Special Operations Division Total	0	0	1	11

Table shows MOS command as recorded at the time of complaint.

Figure 62J: Officers With CCRB Complaints Closed in 2018 by Command - Other Patrol Services Bureau Commands

Other Patrol Services Bureau Commands	Substantiated MOS Mar 2018	Substantiated MOS YTD 2018	Total MOS Mar 2018	Total MOS YTD 2018
Chiefs Office	0	0	1	1
Special Operations Division Taxi Unit	0	0	0	0
Other Patrol Services Bureau Commands Total	0	0	1	1

Table shows MOS command as recorded at the time of complaint.

Figure 62K: Officers With CCRB Complaints Closed in 2018 by Command - Traffic Control Division

Traffic Control Division	Substantiated MOS Mar 2018	Substantiated MOS YTD 2018	Total MOS Mar 2018	Total MOS YTD 2018
Traffic Control Division - Headquarters Command	0	0	0	0
Manhattan Traffic Task Force	0	0	0	0
Brooklyn Traffic Task Force	0	0	0	0
Bronx Traffic Task Force	0	0	0	0
Queens Traffic Task Force	0	0	0	0
Surface Transportation Enforcement Division (STED)	0	0	0	0
Bus Unit	0	0	0	0
Traffic Control Parking Enforcement District	0	0	0	0
Traffic Control Tow Units	0	0	0	0
Traffic Control Summons Enforcement	0	0	0	0
Traffic Command Intersection Control	0	0	0	0
Traffic Control Intelligence Unit	0	0	0	0
Highway District	1	1	1	2
Highway Unit #1	0	0	1	6
Highway Unit #2	0	0	1	3
Highway Unit #3	1	1	1	4
Highway Unit #4	0	0	0	0
Highway Unit #5	0	0	0	1
Highway Safety Enforcement Unit	0	0	0	0
Movie and TV Unit	0	0	0	0
Traffic Control Division Total	2	2	4	16

Table shows MOS command as recorded at the time of complaint.

Figure 62L: Officers With CCRB Complaints Closed in 2018 by Command - Transit Bureau

Transit Bureau	Substantiated MOS Mar 2018	Substantiated MOS YTD 2018	Total MOS Mar 2018	Total MOS YTD 2018
Transit Bureau Headquarters	0	0	0	0
Transit Bureau Authority Liaison	0	0	0	0
Transit Bureau Inspections	0	0	0	0
Transit Bureau Spec. Invest. Unit	0	0	0	0
Transit Bureau Crime Analysis	0	0	0	0
Transit Bureau Patrol Operations	0	0	0	0
Transit Bureau Manhattan	0	0	0	0
Transit Bureau Bronx	0	0	0	0
Transit Bureau Queens	0	0	0	0
Transit Bureau Brooklyn	0	0	0	0
TB DT01	0	0	0	0
TB DT02	0	0	0	2
TB DT03	0	0	1	5
TB DT04	0	0	1	4
TB DT11	0	0	1	1
TB DT12	0	0	0	0
TB DT20	0	0	1	1
TB DT23	0	0	0	0
TB DT30	0	0	0	2
TB DT32	0	0	0	2
TB DT33	0	0	0	1
TB DT34	0	0	0	1
Transit Bureau Manhattan Task Force	0	0	0	5
Transit Bureau Bronx Task Force	0	0	0	0
Transit Bureau Queens Task Force	0	0	0	0
Transit Bureau Brooklyn Task Force	0	1	0	2
Transit Bureau Homeless Outreach Unit	0	0	0	0
Transit Division Canine Unit	0	0	0	1
Transit Bureau Vandal Unit	0	0	0	0
Transit Bureau Special Operations Unit	0	0	1	2
TB Anti-Terrorism	0	0	1	2
Transportation Bureau and Transit Other Commands	0	0	0	0
Transit Bureau Total	0	1	6	31

Table shows MOS command as recorded at the time of complaint.

Figure 62M: Officers With CCRB Complaints Closed in 2018 by Command - Housing Bureau

Housing Bureau	Substantiated MOS Mar 2018	Substantiated MOS YTD 2018	Total MOS Mar 2018	Total MOS YTD 2018
Housing Bureau (Office of the Chief Command Center)	0	0	0	0
Housing Bureau Special Operations Section	0	0	0	0
PSA 1	0	0	0	10
PSA 2	0	0	0	16
PSA 3	0	0	0	3
PSA 4	0	0	2	15
PSA 5	0	1	0	4
PSA 6	0	1	2	11
PSA 7	0	5	4	24
PSA 8	0	4	0	8
PSA 9	0	0	0	10
Housing Bureau Brooklyn/Staten Island	0	0	0	0
Housing Bureau Manhattan	0	0	0	0
Housing Bureau Bronx/Queens	0	0	0	0
Housing Bureau Investigations	0	0	0	0
Housing Bureau Elevator Vandalism Unit	0	0	0	0
Housing Bureau Operations and Misc. Commands	0	0	0	0
Housing Bureau Total	0	12	8	106
Housing Borough Brooklyn Impact Response Team	0	1	0	5
Housing Borough Manhattan Impact Response Team	0	0	0	0
Housing Borough Bronx/Queens Impact Response Team	0	0	0	0
Housing Bureau Total	0	12	8	106

Table shows MOS command as recorded at the time of complaint.

Figure 62N: Officers With CCRB Complaints Closed in 2018 by Command - Organized Crime Control Bureau

Organized Crime Control Bureau	Substantiated MOS Mar 2018	Substantiated MOS YTD 2018	Total MOS Mar 2018	Total MOS YTD 2018
Queens Narcotics	0	0	1	5
Manhattan North Narcotics	0	0	0	1
Manhattan South Narcotics	0	0	1	4
Bronx Narcotics	0	1	0	6
Staten Island Narcotics	0	0	0	5
Brooklyn North Narcotics	0	0	0	8
Brooklyn South Narcotics	0	1	1	9
Narcotics Headquarters	0	0	0	0
Auto Crime Division	0	0	0	2
Vice Enforcement Division	0	0	0	0
Drug Enforcement Task Force	0	0	0	0
Organized Crime Headquarters	0	0	0	0
Organized Crime Control Bureau Total	0	2	3	40

Table shows MOS command as recorded at the time of complaint.

Figure 620: Officers With CCRB Complaints Closed in 2018 by Command - Detective Bureau

Detective Bureau	Substantiated MOS Mar 2018	Substantiated MOS YTD 2018	Total MOS Mar 2018	Total MOS YTD 2018
Detective Bureau Headquarters	0	0	0	0
Central Investigation and Resource Division	0	0	0	0
Special Investigations Division	0	0	0	0
Special Victims Division	0	0	0	2
Forensic Investigations Division	0	0	0	0
Fugitive Enforcement Division	0	0	0	0
Gang Division	0	0	4	8
Detective Borough Bronx	0	0	1	6
Detective Borough Manhattan	0	0	4	7
Detective Borough Brooklyn	0	0	0	7
Detective Borough Queens	1	1	2	7
Detective Borough Staten Island	0	0	0	0
DB Queens North Operations	0	0	0	0
DB Queens South Operations	0	0	0	0
Detective Bureau Total	1	1	11	37

Table shows MOS command as recorded at the time of complaint.

Figure 62P: Officers With CCRB Complaints Closed in 2018 by Command - Other Bureaus

Other Bureaus	Substantiated MOS Mar 2018	Substantiated MOS YTD 2018	Total MOS Mar 2018	Total MOS YTD 2018
Internal Affairs Bureau				
Internal Affairs Bureau	0	0	0	0
Criminal Justice Bureau				
Court Division	0	0	7	24
Court Bureau	0	0	0	0
Court LMSI	0	0	0	0
Court Unit	0	0	0	0
Criminal Justice Headquarters	0	0	0	1
Support Services Bureau				
Property Clerk Division	0	0	3	3
Fleet Services	0	0	0	0
Central Records Division	0	0	0	0
Personnel Bureau				
Applicant Processing Division	0	0	0	0
Health Services	0	0	0	0
Personnel Bureau Headquarters	0	0	0	1
Other Bureaus Total	0	0	10	29

Table shows MOS command as recorded at the time of complaint.

Figure 62Q: Officers With CCRB Complaints Closed in 2018 by Command - Deputy Commissioners and Miscellaneous Commands

Deputy Commissioners and Miscellaneous Commands	Substantiated MOS Mar 2018	Substantiated MOS YTD 2018	Total MOS Mar 2018	Total MOS YTD 2018
Deputy Commissioner Legal Matters - License Division	0	0	0	0
Deputy Commissioner Legal Matters - Legal Bureau	0	0	0	0
DC Training	0	0	0	0
Deputy Commissioner Training - Police Academy	0	0	0	0
Deputy Commissioner Training - Police Academy Training	0	0	1	1
Deputy Commissioner Training - In-service Training Section	0	0	0	0
Deputy Commissioner Management and Budget	0	0	0	0
Police Commissioner Office	0	0	0	0
Community Affairs Division	0	0	0	0
Chief of Community Affairs	0	0	0	0
Community Affairs Juvenile Section	0	0	0	0
School Safety Bronx/Manhattan	0	0	0	0
School Safety Queens/Brooklyn	0	0	0	0
Office of Equal Employment	0	0	0	0
Deputy Commissioner Operations	0	0	0	0
DC Operations Financial Mgmt.	0	0	0	0
Intelligence Division	0	1	2	7
Chief of Department	0	0	0	0
Department Advocate	0	0	0	0
Deputy Commissioner Public Information	0	0	0	0
Crime Prevention	0	0	0	0
First Deputy Commissioner	0	0	0	0
Office of Management, Analysis and Planning	0	0	0	0
Quality Assurance Division	0	0	0	0
Deputy Commissioner Counterterrorism	0	0	0	0
Chief of Department Evaluation Section	0	0	0	0
Deputy Commissioners and Miscellaneous Commands Total	0	1	3	8

Table shows MOS command as recorded at the time of complaint.