

**DAILY REPORT**

9/2/2020

(Data from Tuesday, September 01, 2020)

SINGLE ADULTS	
Drop-in Center Clients Served	353
Drop-in Center Overnight Census	122
Faith Bed Census	36
Outreach Contacts	251
Outreach Placements	20
Safe Haven Utilization	1076
Veterans In Short-term Housing	222
Criminal Justice Short-term Housing	114

5 of 6 sites reporting  
 5 of 6 sites reporting  
 5 of 6 sites reporting

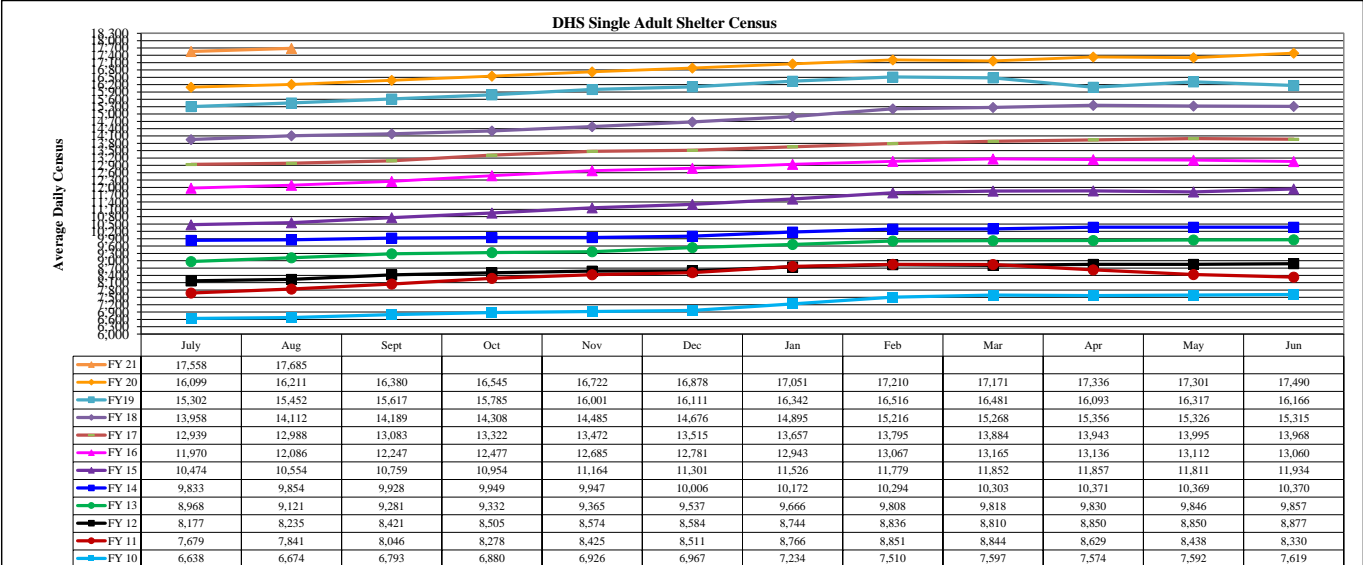
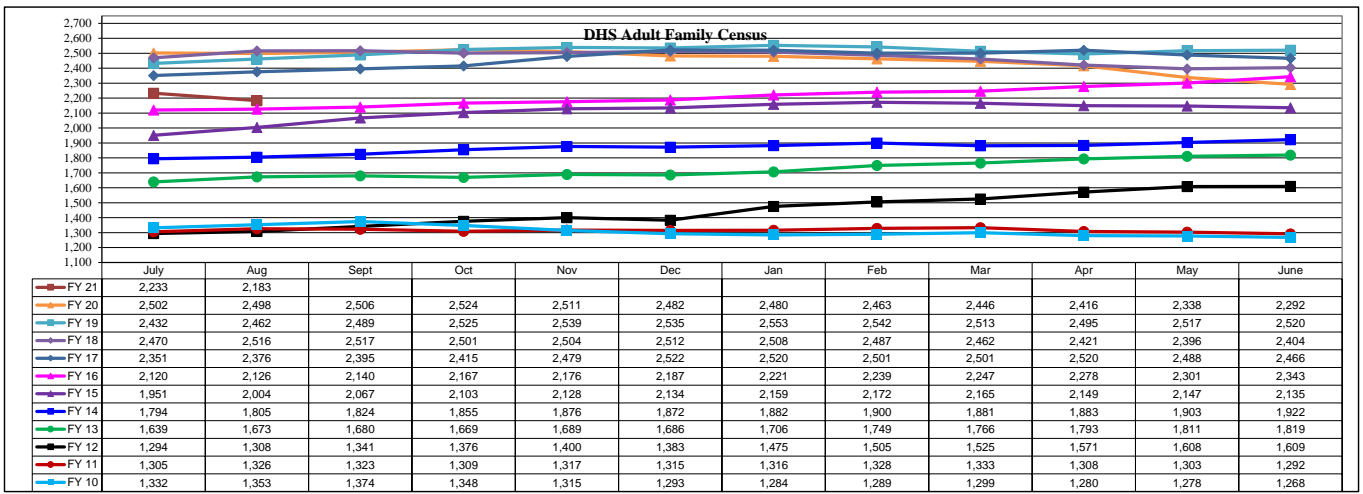
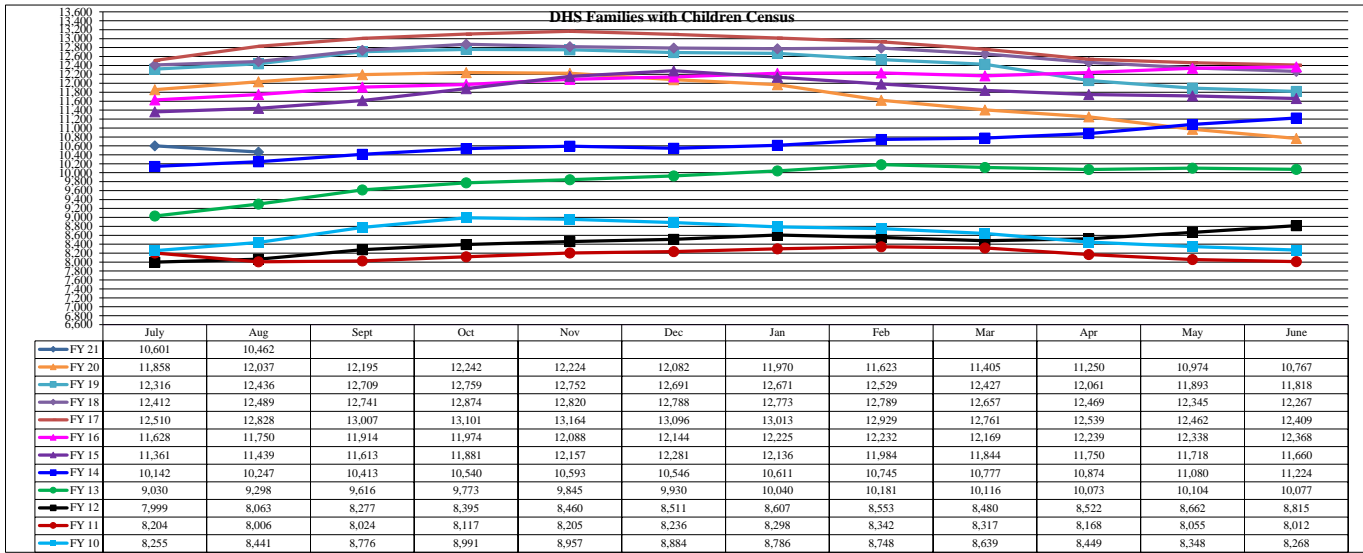
FAMILY INTAKE	
Families Requesting Temporary Housing at PATH	134
Adult Families Requesting Temporary Housing at AFIC	29
Families Placed in Overnight Accommodations	0
Families w/children at PATH Overnight (pre 10PM)	0

TOTAL SHELTER CENSUS	
Adults	36,061
Children	18,441
<b>Total Individuals</b>	<b>54,502</b>

SINGLE ADULTS	
Men	13,239
Women	4,525
<b>Total Single Adults</b>	<b>17,764</b>

FAMILIES WITH CHILDREN CENSUS	
Families	10,406
Adults	13,790
Children	18,441
<b>Individuals</b>	<b>32,231</b>

ADULT FAMILIES CENSUS	
Families	2,134
<b>Individuals (Adults)</b>	<b>4,507</b>



\*Due to data conversion the average monthly census for December 2011 and January 2012 for Families with Children and Adult Families is based upon data for a partial month.