

**DAILY REPORT**

3/29/2023

(Data from Tuesday, March 28, 2023)

| SINGLE ADULTS   |      |
|---|------|
| Drop-in Center Clients Served   | 419  |
| Drop-in Center Overnight Census   | 169  |
| Faith Bed Census  | 42   |
| Outreach Contacts   | 372  |
| Outreach Placements   | 56   |
| Safe Haven Utilization  | 1556 |
| Veterans In Short-term Housing  | 230  |
| Criminal Justice Short-term Housing (Note: This count is also included in the <b>TOTAL SHELTER CENSUS</b> ) | 138  |

5 of 6 sites reporting  
 5 of 6 sites reporting  
 5 of 6 sites reporting

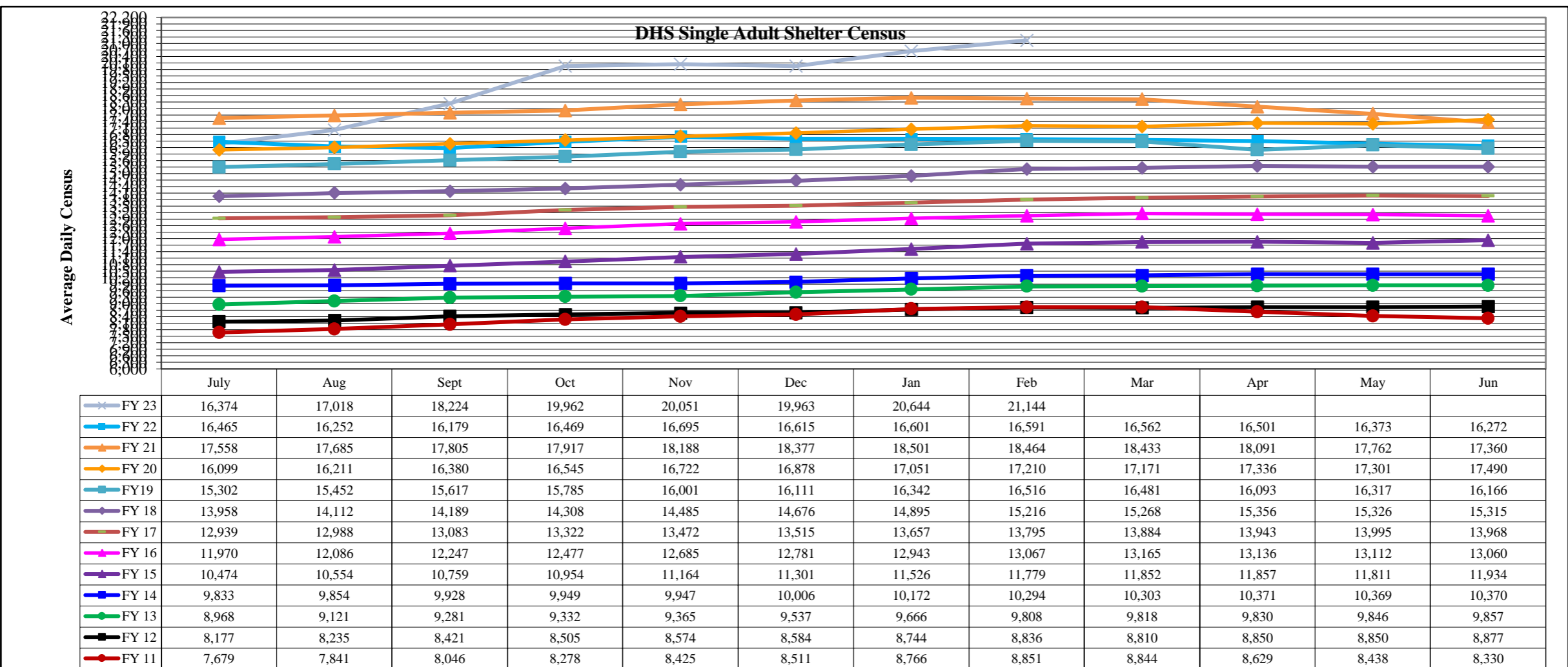
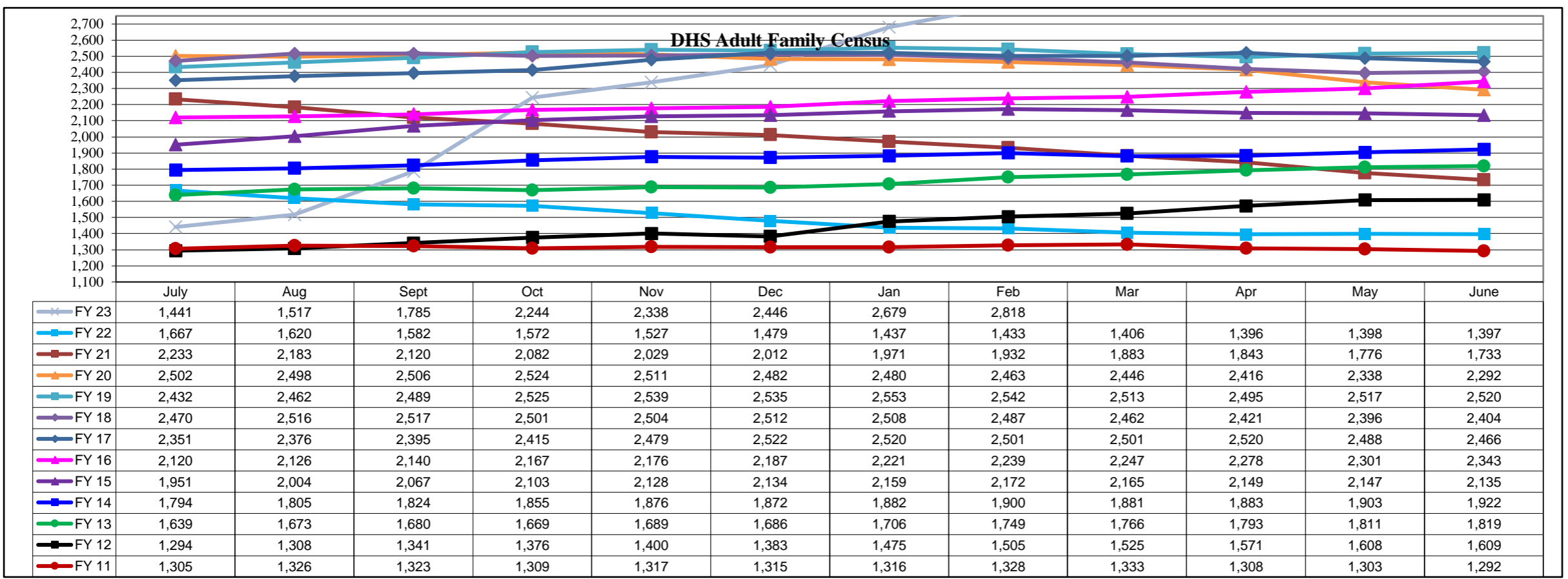
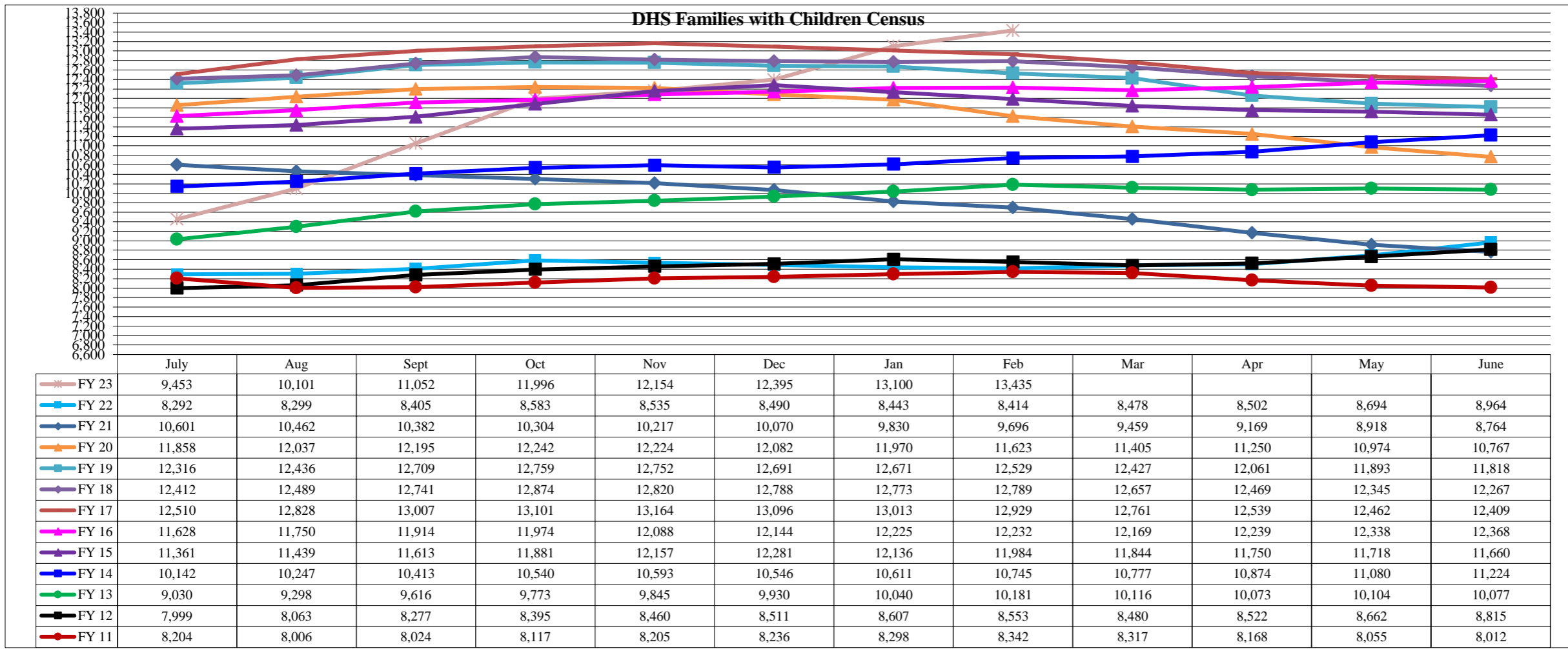
| FAMILY INTAKE                                       |     |
|---|-----|
| Families with Children Requesting Temporary Housing | 153 |
| Adult Families Requesting Temporary Housing         | 34  |
| Families Placed in Overnight Accommodations         | 0   |
| Families w/children at PATH Overnight (pre 10PM)    | 0   |

| TOTAL SHELTER CENSUS     |               |
|--------------------------|---------------|
| Adults                   | 49,039        |
| Children                 | 23,483        |
| <b>Total Individuals</b> | <b>72,522</b> |

| SINGLE ADULTS              |               |
|----------------------------|---------------|
| Men                        | 17,230        |
| Women                      | 4,526         |
| <b>Total Single Adults</b> | <b>21,756</b> |

| FAMILIES WITH CHILDREN |               |
|------------------------|---------------|
| <b>Families</b>        | 13,809        |
| Adults                 | 21,323        |
| Children               | 23,483        |
| <b>Individuals</b>     | <b>44,806</b> |

| ADULT FAMILIES CENSUS       |              |
|-----------------------------|--------------|
| <b>Families</b>             | 2,808        |
| <b>Individuals (Adults)</b> | <b>5,960</b> |



\*Due to data conversion the average monthly census for December 2011 and January 2012 for Families with Children and Adult Families is based upon data for a partial month.