

**DAILY REPORT**

2/9/2022

(Data from Tuesday, February 08, 2022)

Code Blue

| SINGLE ADULTS                       |      |
|-------------------------------------|------|
| Drop-in Center Clients Served       | 509  |
| Drop-in Center Overnight Census     | 162  |
| Faith Bed Census                    | 23   |
| Outreach Contacts                   | 278  |
| Outreach Placements                 | 13   |
| Safe Haven Utilization              | 1292 |
| Veterans In Short-term Housing      | 185  |
| Criminal Justice Short-term Housing | 97   |

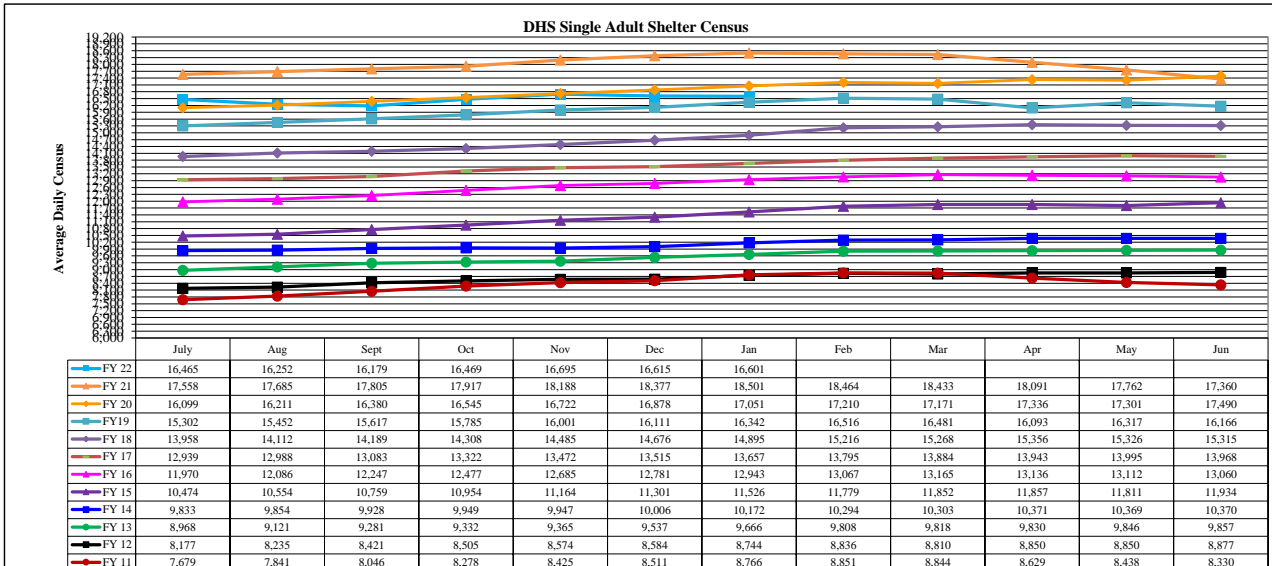
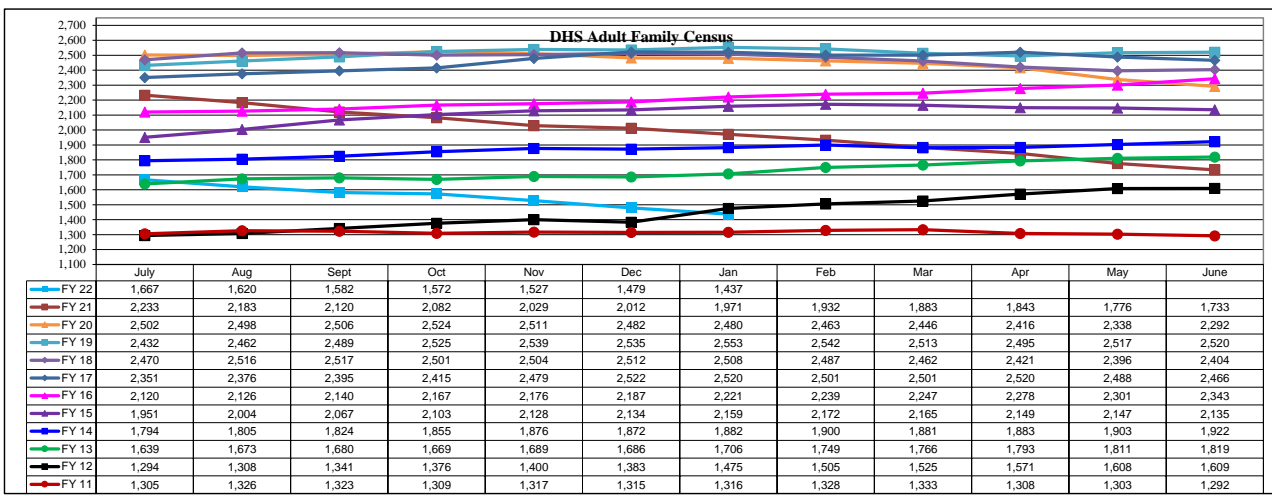
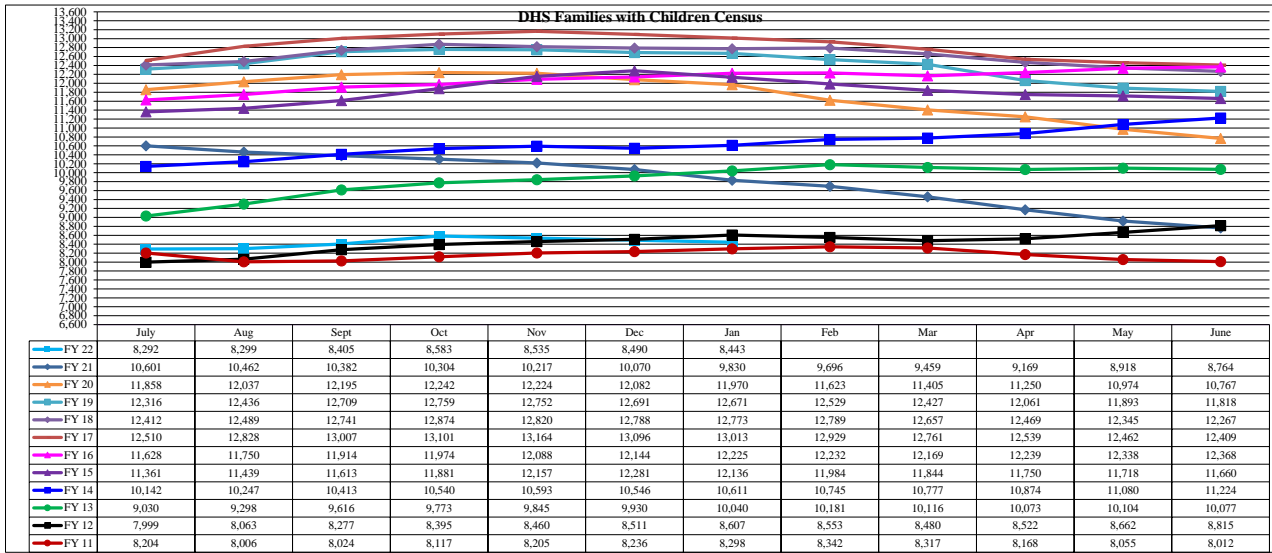
| FAMILY INTAKE                                       |     |
|---|-----|
| Families Requesting Temporary Housing at PATH       | 229 |
| Adult Families Requesting Temporary Housing at AFIC | 22  |
| Families Placed in Overnight Accommodations         | 0   |
| Families w/children at PATH Overnight (pre 10PM)    | 0   |

| TOTAL SHELTER CENSUS     |               |
|--------------------------|---------------|
| Adults                   | 30,630        |
| Children                 | 14,532        |
| <b>Total Individuals</b> | <b>45,162</b> |

| SINGLE ADULTS              |               |
|----------------------------|---------------|
| Men                        | 12,561        |
| Women                      | 3,991         |
| <b>Total Single Adults</b> | <b>16,552</b> |

| FAMILIES WITH CHILDREN |               |
|------------------------|---------------|
| <b>Families</b>        | 8,401         |
| Adults                 | 11,092        |
| Children               | 14,532        |
| <b>Individuals</b>     | <b>25,624</b> |

| ADULT FAMILIES CENSUS       |              |
|-----------------------------|--------------|
| <b>Families</b>             | 1,428        |
| <b>Individuals (Adults)</b> | <b>2,986</b> |



\*Due to data conversion the average monthly census for December 2011 and January 2012 for Families with Children and Adult Families is based upon data for a partial month.