

DAILY REPORT

11/30/2021

(Data from Monday, November 29, 2021)

Code Blue

SINGLE ADULTS	
Drop-in Center Clients Served	419
Drop-in Center Overnight Census	150
Faith Bed Census	21
Outreach Contacts	223
Outreach Placements	9
Safe Haven Utilization	1126
Veterans In Short-term Housing	164
Criminal Justice Short-term Housing	100

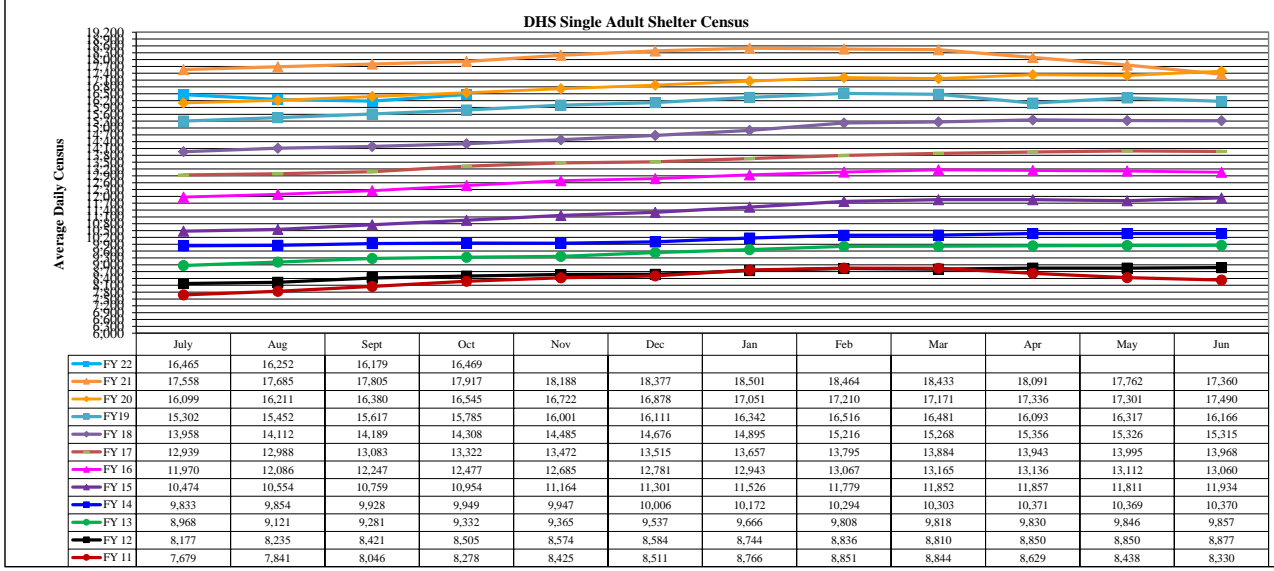
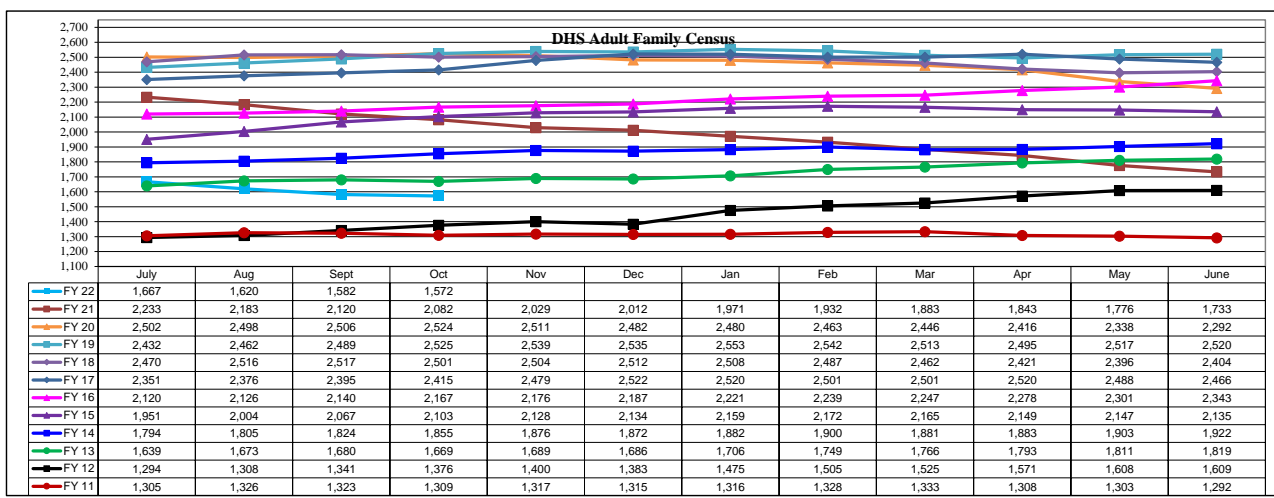
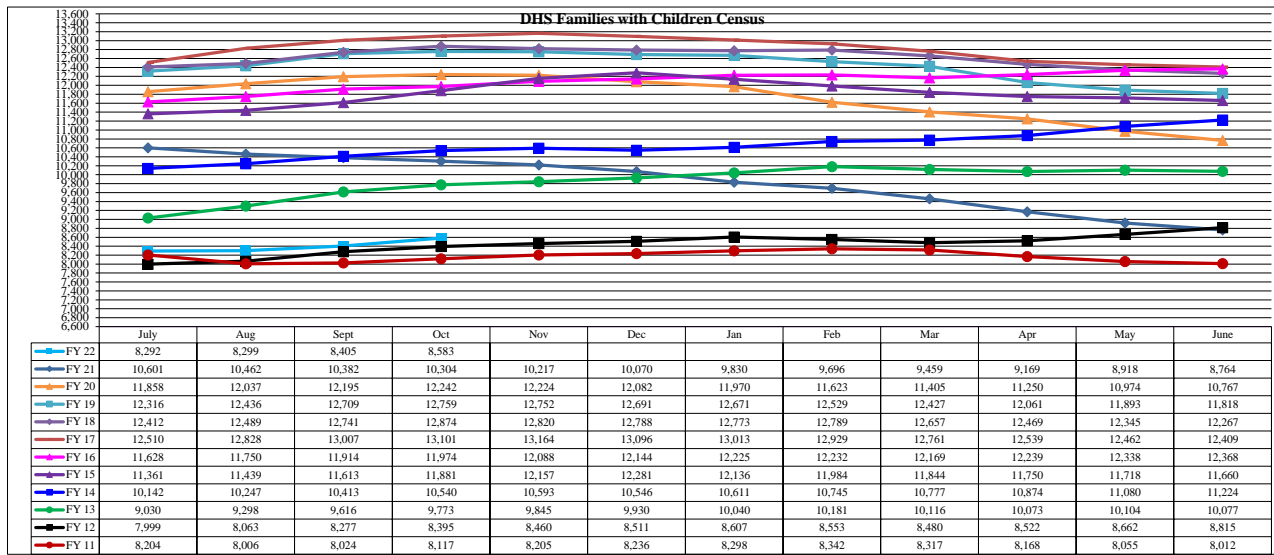
FAMILY INTAKE	
Families Requesting Temporary Housing at PATH	112
Adult Families Requesting Temporary Housing at AFIC	6
Families Placed in Overnight Accommodations	0
Families w/children at PATH Overnight (pre 10PM)	0

TOTAL SHELTER CENSUS	
Adults	31,120
Children	14,713
Total Individuals	45,833

SINGLE ADULTS	
Men	12,616
Women	4,169
Total Single Adults	16,785

FAMILIES WITH CHILDREN	
Families	8,494
Adults	11,166
Children	14,713
Individuals	25,879

ADULT FAMILIES CENSUS	
Families	1,513
Individuals (Adults)	3,169



*Due to data conversion the average monthly census for December 2011 and January 2012 for Families with Children and Adult Families is based upon data for a partial month.