

DAILY REPORT

9/7/2021

(Data from Monday, September 06, 2021)

SINGLE ADULTS	
Drop-in Center Clients Served	367
Drop-in Center Overnight Census	127
Faith Bed Census	25
Outreach Contacts	73
Outreach Placements	3
Safe Haven Utilization	1075
Veterans In Short-term Housing	154
Criminal Justice Short-term Housing	95

FAMILY INTAKE	
Families Requesting Temporary Housing at PATH*	79
Adult Families Requesting Temporary Housing at AFIC*	4
Families Placed in Overnight Accommodations	0
Families w/children at PATH Overnight (pre 10PM)	0

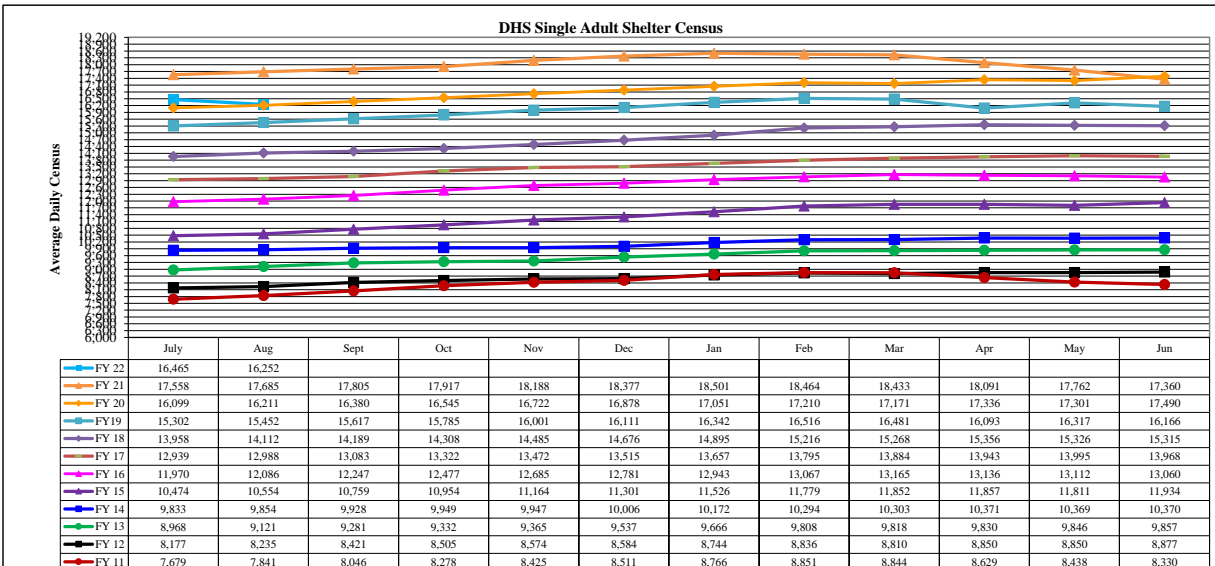
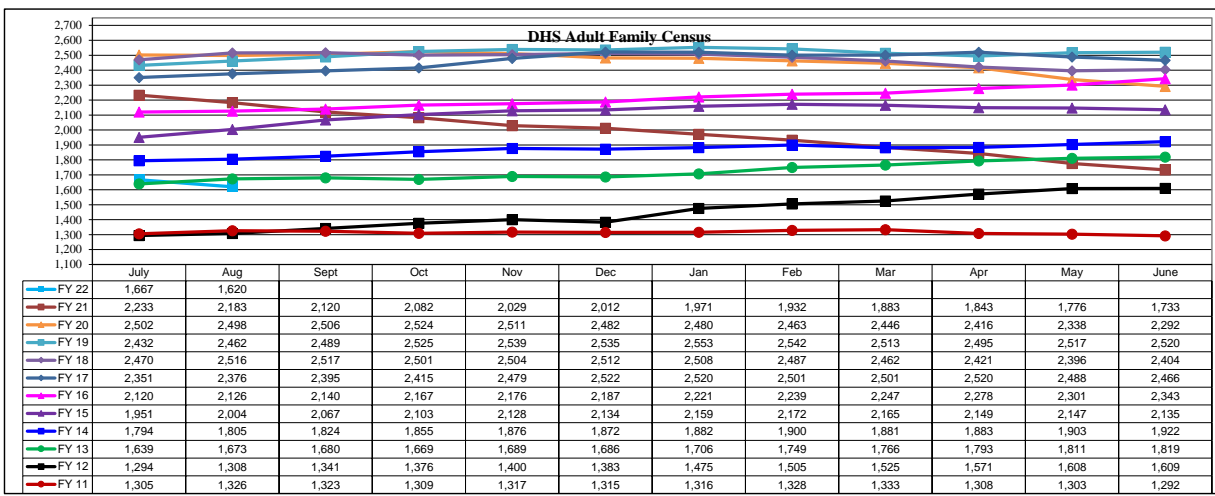
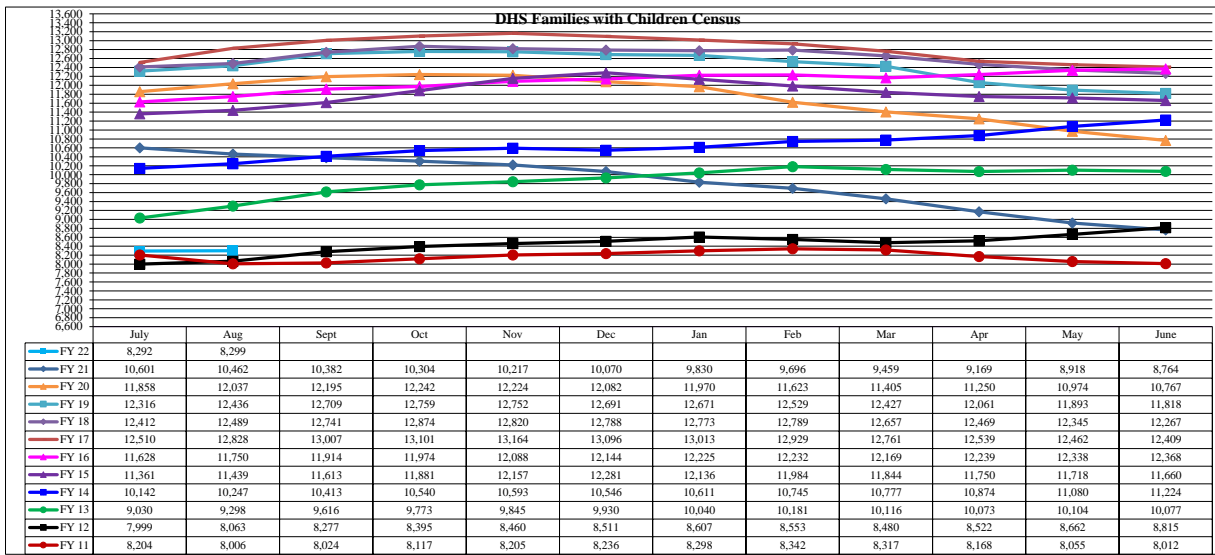
TOTAL SHELTER CENSUS	
Adults	30,334
Children	14,536
Total Individuals	44,870

SINGLE ADULTS	
Men	12,029
Women	3,970
Total Single Adults	15,999

FAMILIES WITH CHILDREN	
Families	8,354
Adults	10,979
Children	14,536
Individuals	25,515

ADULT FAMILIES CENSUS	
Families	1,601
Individuals (Adults)	3,356

x



*Due to data conversion the average monthly census for December 2011 and January 2012 for Families with Children and Adult Families is based upon data for a partial month.