

DAILY REPORT

3/16/2020

(Data from Sunday, March 15, 2020)

Code Blue

SINGLE ADULTS	
Drop-in Center Clients Served	664
Drop-in Center Overnight Census	258
Faith Bed Census	128
Outreach Contacts	279
Outreach Placements	10
Safe Haven Utilization	1049
Veterans In Short-term Housing	242
Criminal Justice Short-term Housing	203

FAMILY INTAKE	
Families Requesting Temporary Housing at PATH	50
Adult Families Requesting Temporary Housing at AFIC	20
Families Placed in Overnight Accommodations	0
Families w/children at PATH Overnight (pre 10PM)	0

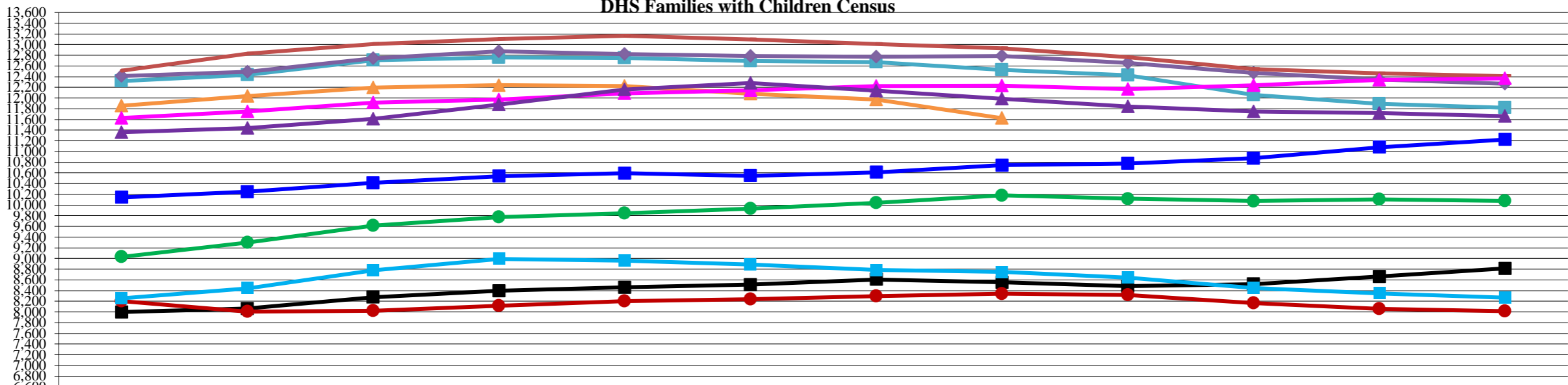
TOTAL SHELTER CENSUS	
Adults	37,529
Children	20,492
Total Individuals	58,021

SINGLE ADULT SHELTER CENSUS	
Men	12,488
Women	4,637
Total Single Adults	17,125

FAMILIES WITH CHILDREN CENSUS	
Families	11,408
Adults	15,278
Children	20,492
Individuals	35,770

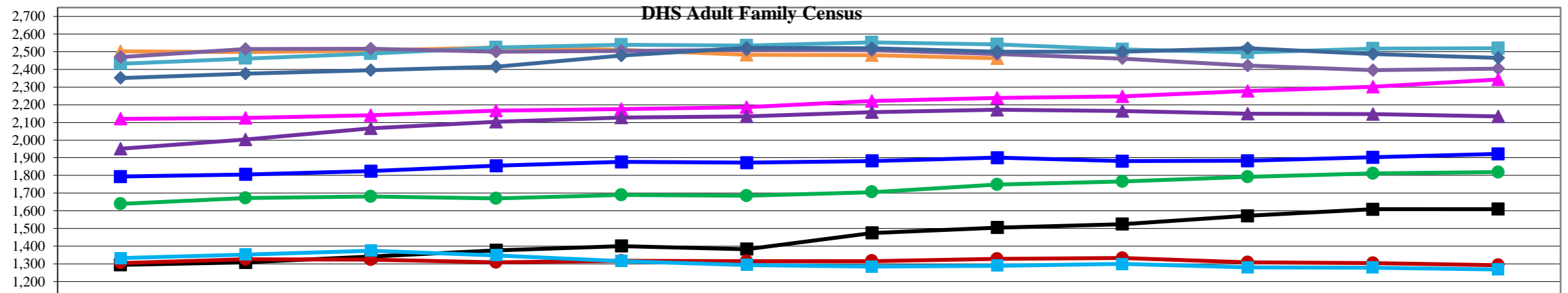
ADULT FAMILIES CENSUS	
Families	2,433
Individuals (Adults)	5,126

DHS Families with Children Census



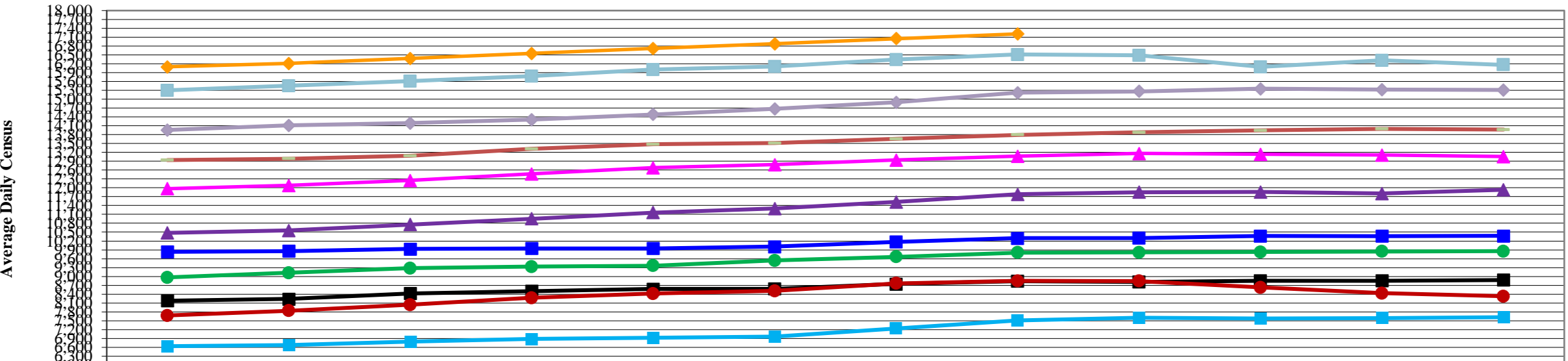
	July	Aug	Sept	Oct	Nov	Dec	Jan	Feb	Mar	Apr	May	June
FY 20	11,858	12,037	12,195	12,242	12,224	12,082	11,970	11,623				
FY 19	12,316	12,436	12,709	12,759	12,752	12,691	12,671	12,529	12,427	12,061	11,893	11,818
FY 18	12,412	12,489	12,741	12,874	12,820	12,788	12,773	12,789	12,657	12,469	12,345	12,267
FY 17	12,510	12,828	13,007	13,101	13,164	13,096	13,013	12,929	12,761	12,539	12,462	12,409
FY 16	11,628	11,750	11,914	11,974	12,088	12,144	12,225	12,232	12,169	12,239	12,338	12,368
FY 15	11,361	11,439	11,613	11,881	12,157	12,281	12,136	11,984	11,844	11,750	11,718	11,660
FY 14	10,142	10,247	10,413	10,540	10,593	10,546	10,611	10,745	10,777	10,874	11,080	11,224
FY 13	9,030	9,298	9,616	9,773	9,845	9,930	10,040	10,181	10,116	10,073	10,104	10,077
FY 12	7,999	8,063	8,277	8,395	8,460	8,511	8,607	8,553	8,480	8,522	8,662	8,815
FY 11	8,204	8,006	8,024	8,117	8,205	8,236	8,298	8,342	8,317	8,168	8,055	8,012
FY 10	8,255	8,441	8,776	8,991	8,957	8,884	8,786	8,748	8,639	8,449	8,348	8,268

DHS Adult Family Census



	July	Aug	Sept	Oct	Nov	Dec	Jan	Feb	Mar	Apr	May	June
FY 20	2,502	2,498	2,506	2,524	2,511	2,482	2,480	2,463				
FY 19	2,432	2,462	2,489	2,525	2,539	2,535	2,553	2,542	2,513	2,495	2,517	2,520
FY 18	2,470	2,516	2,517	2,501	2,504	2,512	2,508	2,487	2,462	2,421	2,396	2,404
FY 17	2,351	2,376	2,395	2,415	2,479	2,522	2,520	2,501	2,501	2,520	2,488	2,466
FY 16	2,120	2,126	2,140	2,167	2,176	2,187	2,221	2,239	2,247	2,278	2,301	2,343
FY 15	1,951	2,004	2,067	2,103	2,128	2,134	2,159	2,172	2,165	2,149	2,147	2,135
FY 14	1,794	1,805	1,824	1,855	1,876	1,872	1,882	1,900	1,881	1,872	1,883	1,922
FY 13	1,639	1,673	1,680	1,669	1,689	1,686	1,706	1,749	1,766	1,793	1,811	1,819
FY 12	1,294	1,308	1,341	1,376	1,400	1,383	1,475	1,505	1,525	1,571	1,608	1,609
FY 11	1,305	1,326	1,323	1,309	1,317	1,315	1,316	1,328	1,333	1,308	1,303	1,292
FY 10	1,332	1,353	1,374	1,348	1,315	1,293	1,284	1,289	1,299	1,280	1,278	1,268

DHS Single Adult Shelter Census



	July	Aug	Sept	Oct	Nov	Dec	Jan	Feb	Mar	Apr	May	Jun
FY 20	16,099	16,211	16,380	16,545	16,722	16,878	17,051	17,210				
FY 19	15,302	15,452	15,617	15,785	16,001	16,111	16,342	16,516	16,481	16,093	16,317	16,166
FY 18	13,958	14,112	14,189	14,308	14,485	14,676	14,895	15,216	15,268	15,356	15,326	15,315
FY 17	12,939	12,988	13,083	13,322	13,472	13,515	13,657	13,795	13,884	13,943	13,995	13,968
FY 16	11,970	12,086	12,247	12,477	12,685	12,781	12,943	13,067	13,165	13,136	13,112	13,060
FY 15	10,474	10,554	10,759	10,954	11,164	11,301	11,526	11,779	11,852	11,857	11,811	11,934
FY 14	9,833	9,854	9,928	9,949	9,947	10,006	10,172	10,294	10,303	10,371	10,369	10,370
FY 13	8,968	9,121	9,281	9,332	9,365	9,537	9,666	9,808	9,818	9,830	9,846	9,857
FY 12	8,177	8,235	8,421	8,505	8,574	8,584	8,744	8,836	8,810	8,850	8,850	8,877
FY 11	7,679	7,841	8,046	8,278	8,425	8,511	8,766	8,851	8,844	8,629	8,438	8,330

DAILY REPORT

3/17/2020

(Data from Monday, March 16, 2020)

SINGLE ADULTS	
Drop-in Center Clients Served	499
Drop-in Center Overnight Census	200
Faith Bed Census	95
Outreach Contacts	362
Outreach Placements	34
Safe Haven Utilization	1050
Veterans In Short-term Housing	245
Criminal Justice Short-term Housing	215

Incomplete (4)
Incomplete (4)
Incomplete (4)

FAMILY INTAKE	
Families Requesting Temporary Housing at PATH	84
Adult Families Requesting Temporary Housing at AFIC	14
Families Placed in Overnight Accommodations	0
Families w/children at PATH Overnight (pre 10PM)	0

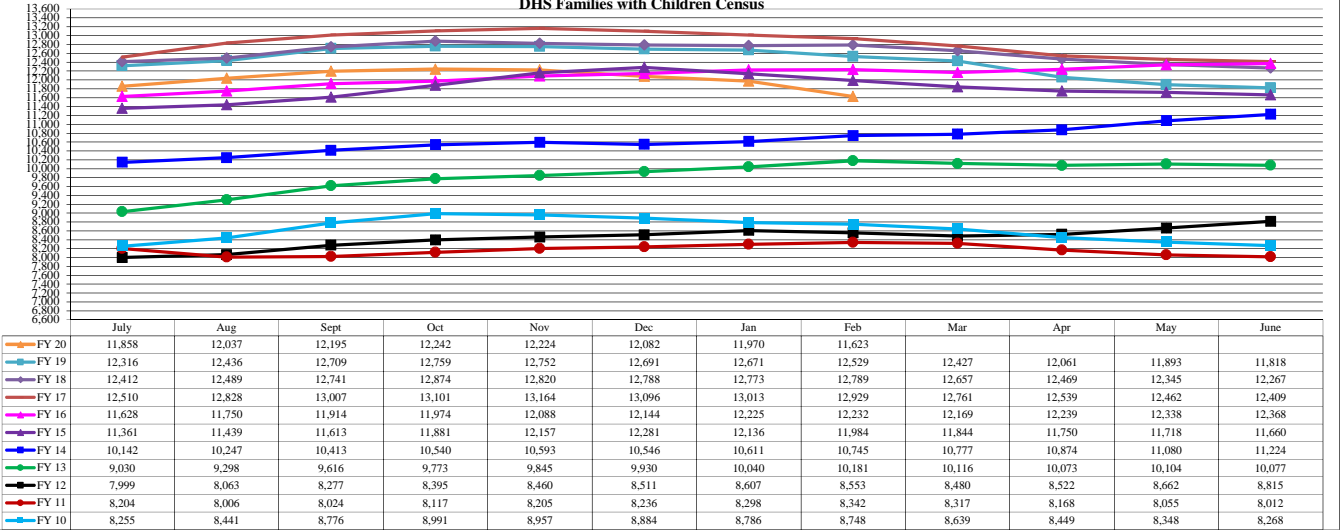
TOTAL SHELTER CENSUS	
Adults	37,480
Children	20,401
Total Individuals	57,881

SINGLE ADULT SHELTER CENSUS	
Men	12,506
Women	4,628
Total Single Adults	17,134

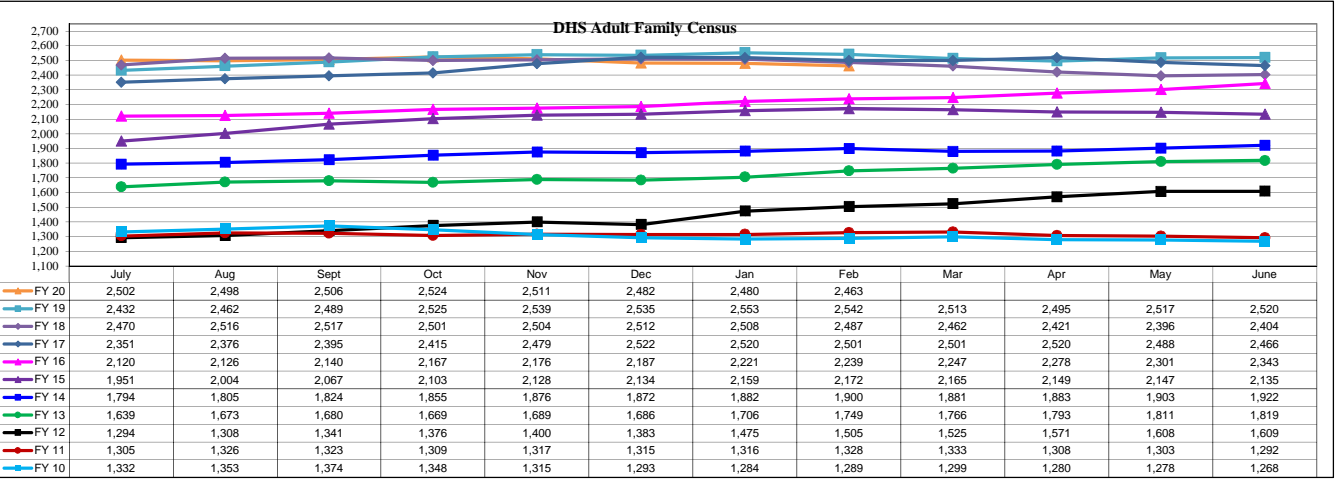
FAMILIES WITH CHILDREN CENSUS	
Families	11,357
Adults	15,210
Children	20,401
Individuals	35,611

ADULT FAMILIES CENSUS	
Families	2,437
Individuals (Adults)	5,136

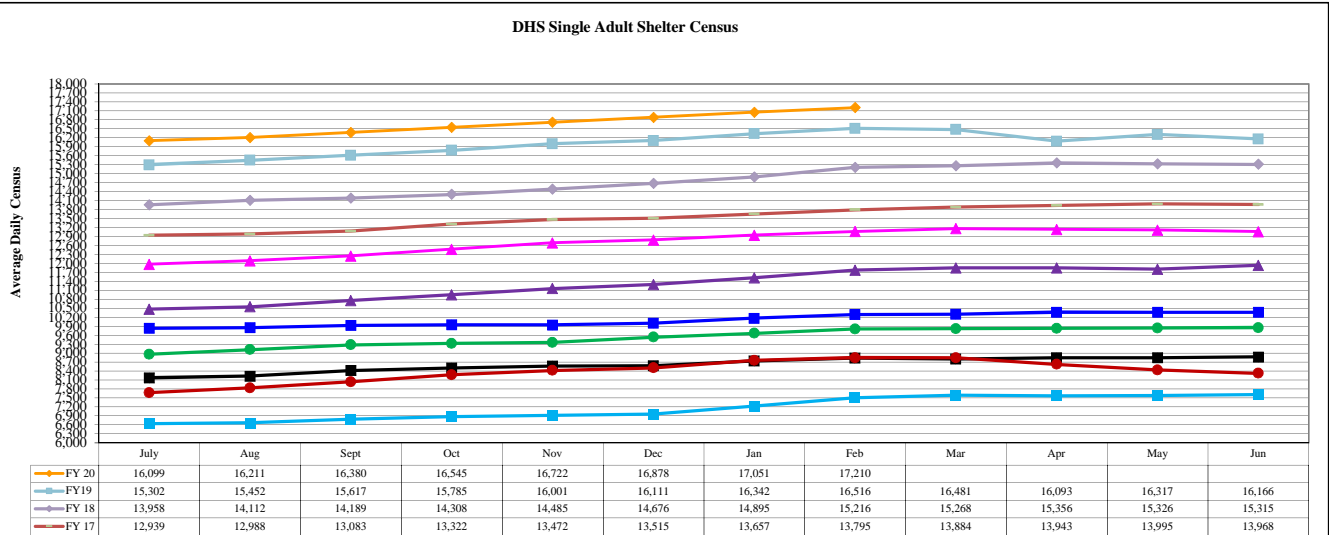
DHS Families with Children Census



DHS Adult Family Census



DHS Single Adult Shelter Census



DAILY REPORT

3/18/2020

(Data from Tuesday, March 17, 2020)

SINGLE ADULTS	
Drop-in Center Clients Served	478
Drop-in Center Overnight Census	172
Faith Bed Census	92
Outreach Contacts	260
Outreach Placements	19
Safe Haven Utilization	1050
Veterans In Short-term Housing	249
Criminal Justice Short-term Housing	215

Incomplete (4)
Incomplete (4)
Incomplete (4)

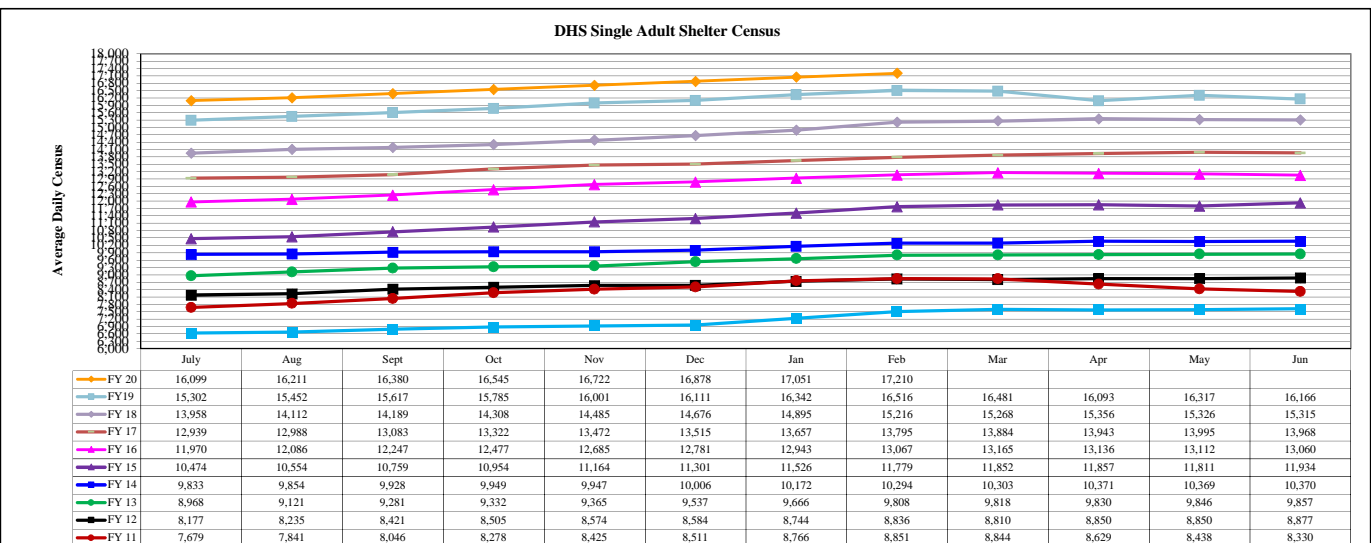
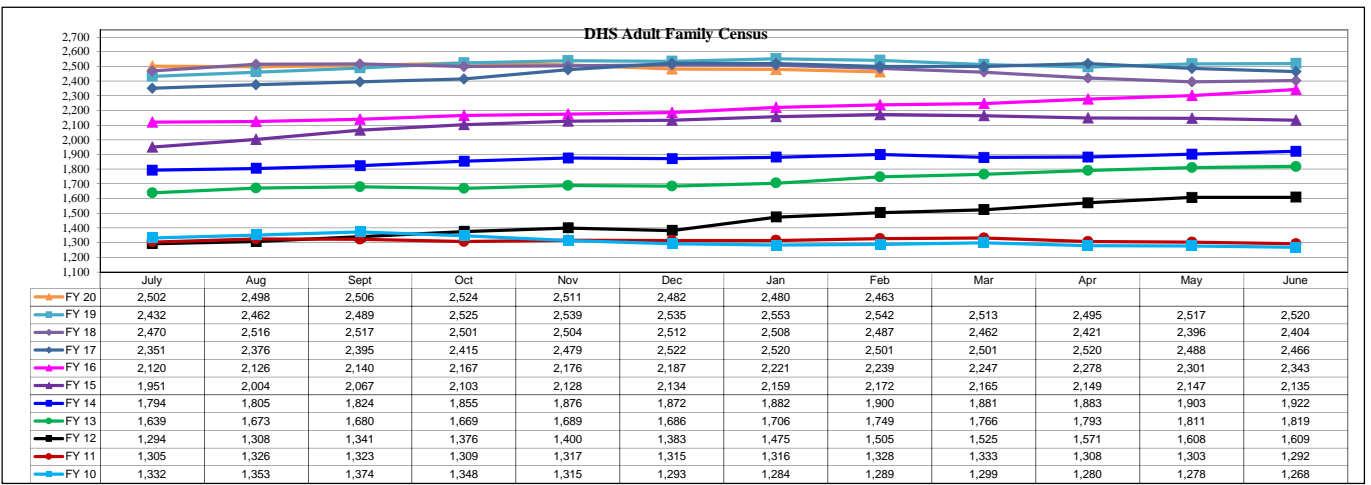
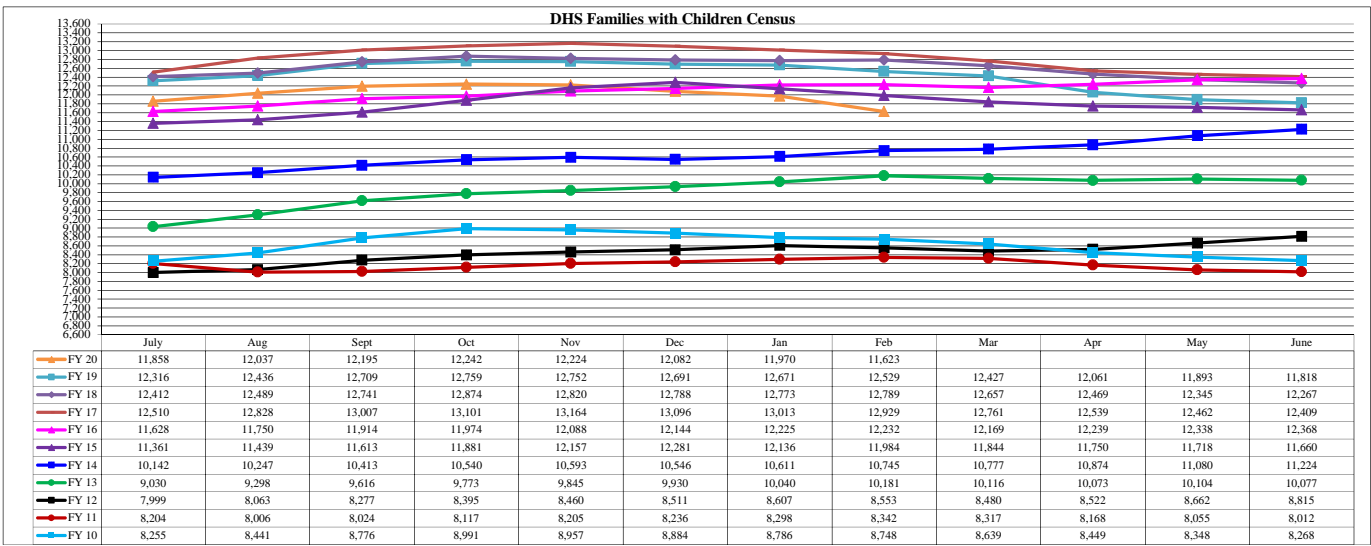
FAMILY INTAKE	
Families Requesting Temporary Housing at PATH	82
Adult Families Requesting Temporary Housing at AFIC	22
Families Placed in Overnight Accommodations	0
Families w/children at PATH Overnight (pre 10PM)	0

TOTAL SHELTER CENSUS	
Adults	37,503
Children	20,421
Total Individuals	57,924

SINGLE ADULT SHELTER CENSUS	
Men	12,510
Women	4,627
Total Single Adults	17,137

FAMILIES WITH CHILDREN CENSUS	
Families	11,373
Adults	15,228
Children	20,421
Individuals	35,649

ADULT FAMILIES CENSUS	
Families	2,438
Individuals (Adults)	5,138



DAILY REPORT

3/19/2020

(Data from Wednesday, March 18, 2020)

SINGLE ADULTS	
Drop-in Center Clients Served	624
Drop-in Center Overnight Census	249
Faith Bed Census	105
Outreach Contacts	323
Outreach Placements	24
Safe Haven Utilization	1049
Veterans In Short-term Housing	245
Criminal Justice Short-term Housing	215

FAMILY INTAKE	
Families Requesting Temporary Housing at PATH	78
Adult Families Requesting Temporary Housing at AFIC	21
Families Placed in Overnight Accommodations	0
Families w/children at PATH Overnight (pre 10PM)	0

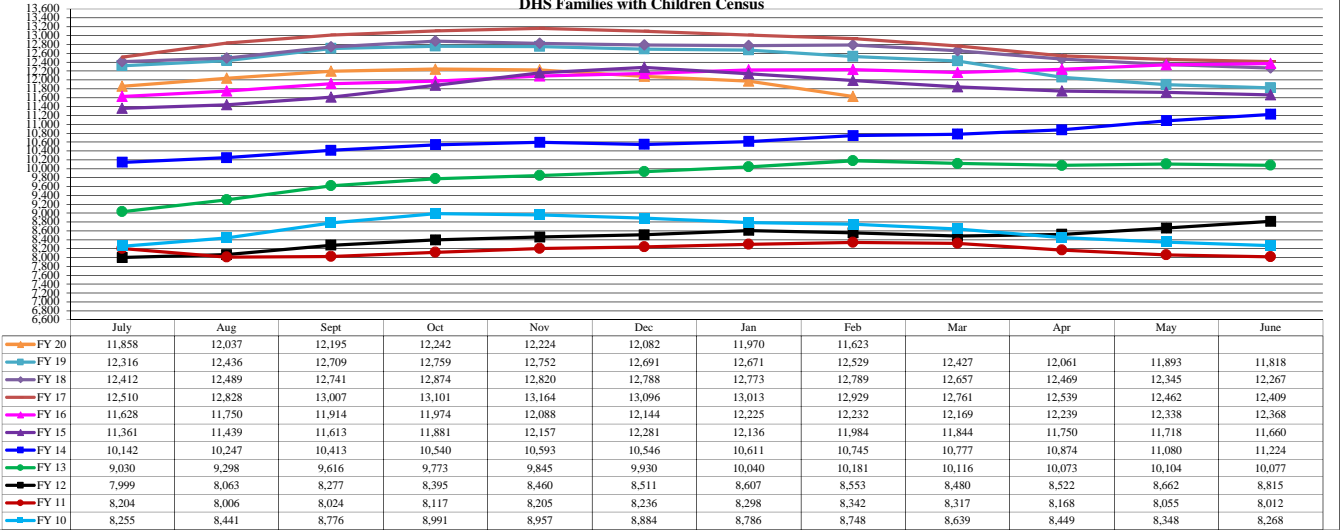
TOTAL SHELTER CENSUS	
Adults	37,492
Children	20,372
Total Individuals	57,864

SINGLE ADULT SHELTER CENSUS	
Men	12,537
Women	4,619
Total Single Adults	17,156

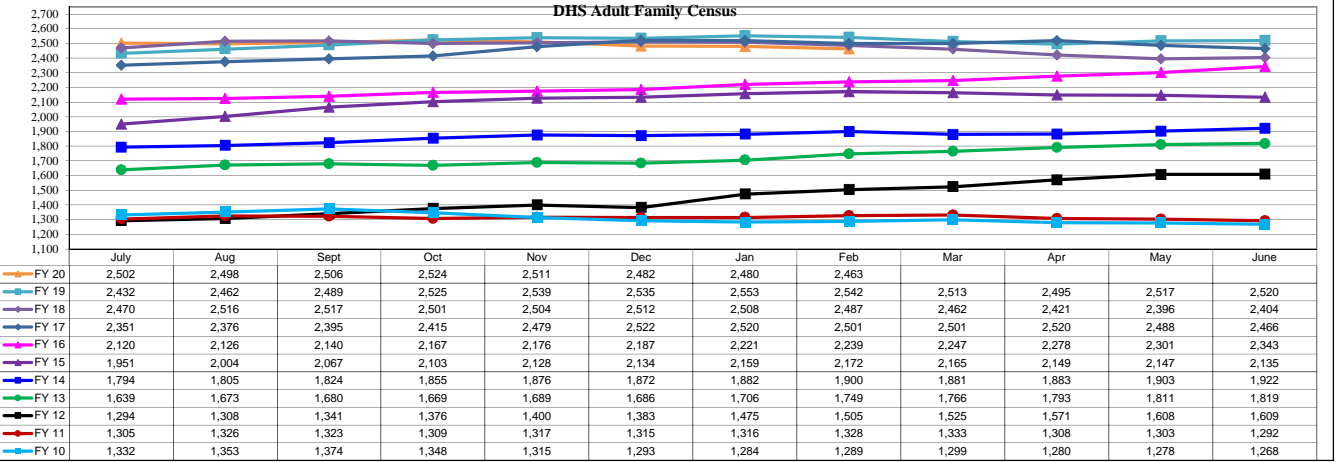
FAMILIES WITH CHILDREN CENSUS	
Families	11,344
Adults	15,189
Children	20,372
Individuals	35,561

ADULT FAMILIES CENSUS	
Families	2,442
Individuals (Adults)	5,147

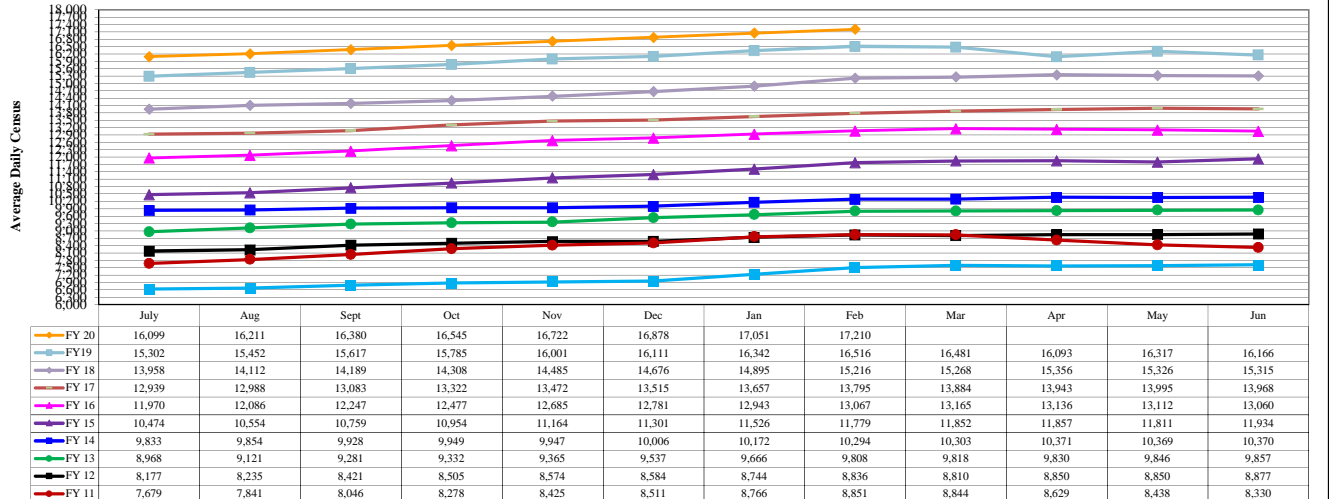
DHS Families with Children Census



DHS Adult Family Census



DHS Single Adult Shelter Census



DAILY REPORT

3/20/2020

(Data from Thursday, March 19, 2020)

SINGLE ADULTS	
Drop-in Center Clients Served	452
Drop-in Center Overnight Census	183
Faith Bed Census	95
Outreach Contacts	275
Outreach Placements	24
Safe Haven Utilization	1059
Veterans In Short-term Housing	248
Criminal Justice Short-term Housing	209

Incomplete (4)
 Incomplete (4)
 Incomplete (4)

FAMILY INTAKE	
Families Requesting Temporary Housing at PATH	78
Adult Families Requesting Temporary Housing at AFIC	16
Families Placed in Overnight Accommodations	0
Families w/children at PATH Overnight (pre 10PM)	0

TOTAL SHELTER CENSUS	
Adults	37,455
Children	20,358
Total Individuals	57,813

SINGLE ADULT SHELTER CENSUS	
Men	12,528
Women	4,618
Total Single Adults	17,146

FAMILIES WITH CHILDREN CENSUS	
Families	11,317
Adults	15,158
Children	20,358
Individuals	35,516

ADULT FAMILIES CENSUS	
Families	2,444
Individuals (Adults)	5,151

