

DAILY REPORT

1/31/2022

(Data from Sunday, January 30, 2022)

Code Blue

SINGLE ADULTS	
Drop-in Center Clients Served	497
Drop-in Center Overnight Census	169
Faith Bed Census	20
Outreach Contacts	175
Outreach Placements	2
Safe Haven Utilization	1396
Veterans In Short-term Housing	167
Criminal Justice Short-term Housing	98

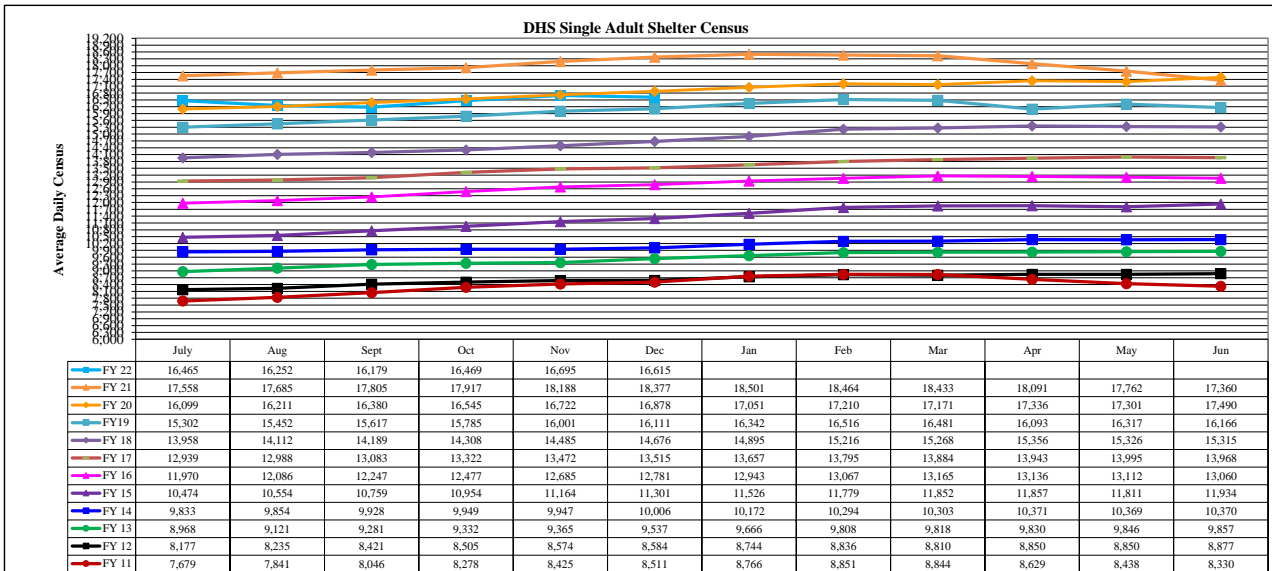
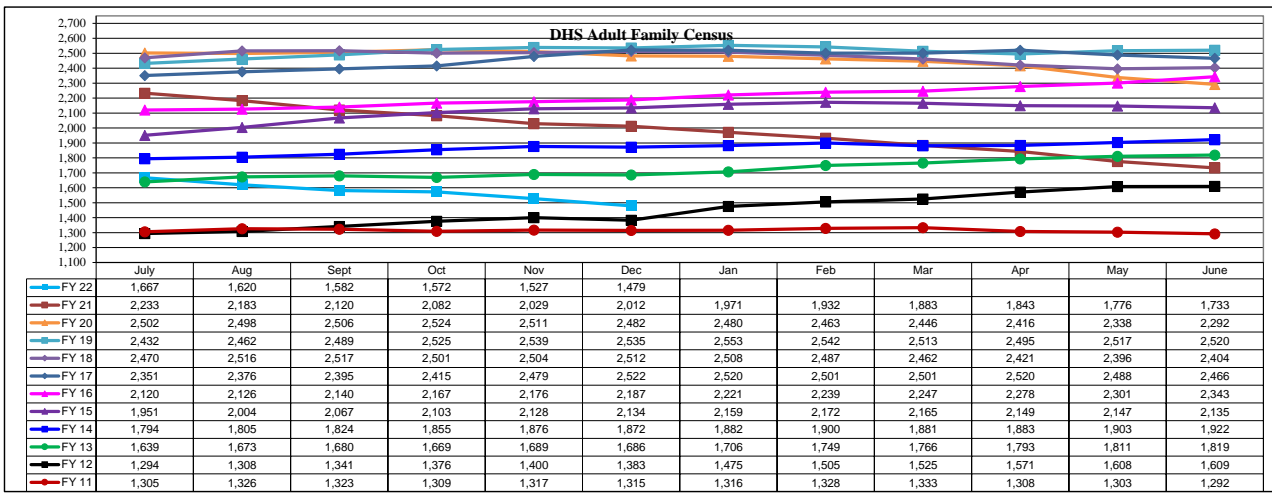
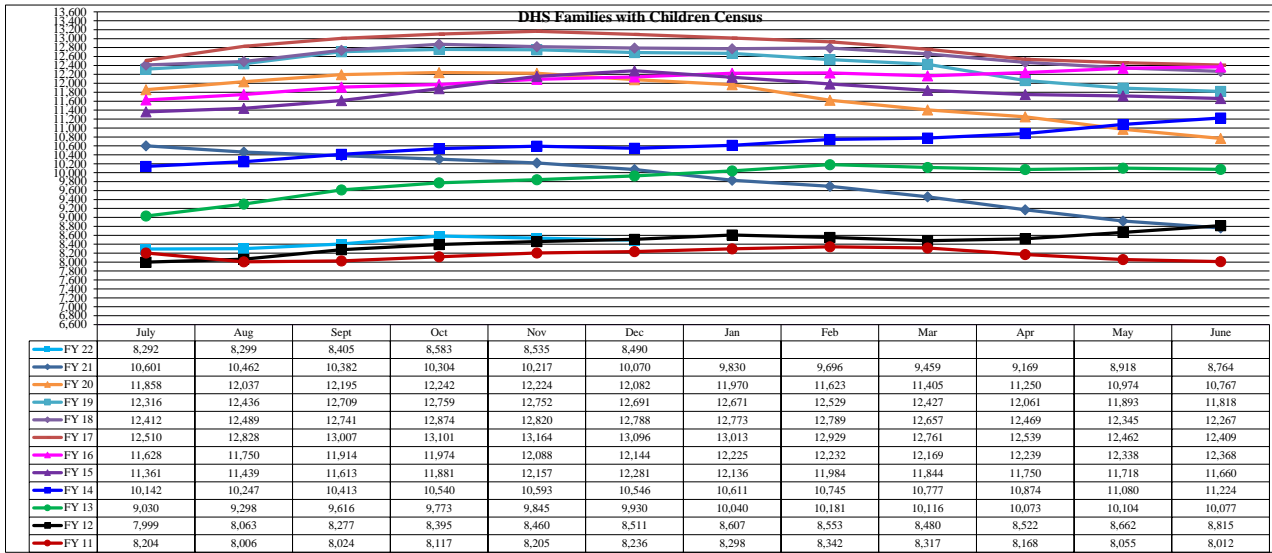
FAMILY INTAKE	
Families Requesting Temporary Housing at PATH	65
Adult Families Requesting Temporary Housing at AFIC	5
Families Placed in Overnight Accommodations	0
Families w/children at PATH Overnight (pre 10PM)	0

TOTAL SHELTER CENSUS	
Adults	30,771
Children	14,595
Total Individuals	45,366

SINGLE ADULTS	
Men	12,614
Women	4,014
Total Single Adults	16,628

FAMILIES WITH CHILDREN	
Families	8,440
Adults	11,155
Children	14,595
Individuals	25,750

ADULT FAMILIES CENSUS	
Families	1,433
Individuals (Adults)	2,988



*Due to data conversion the average monthly census for December 2011 and January 2012 for Families with Children and Adult Families is based upon data for a partial month.