

DAILY REPORT

11/4/2020

(Data from Tuesday, November 03, 2020)

Code Blue

SINGLE ADULTS	
Drop-in Center Clients Served	458
Drop-in Center Overnight Census	167
Faith Bed Census	49
Outreach Contacts	306
Outreach Placements	23
Safe Haven Utilization	1117
Veterans In Short-term Housing	245
Criminal Justice Short-term Housing	121

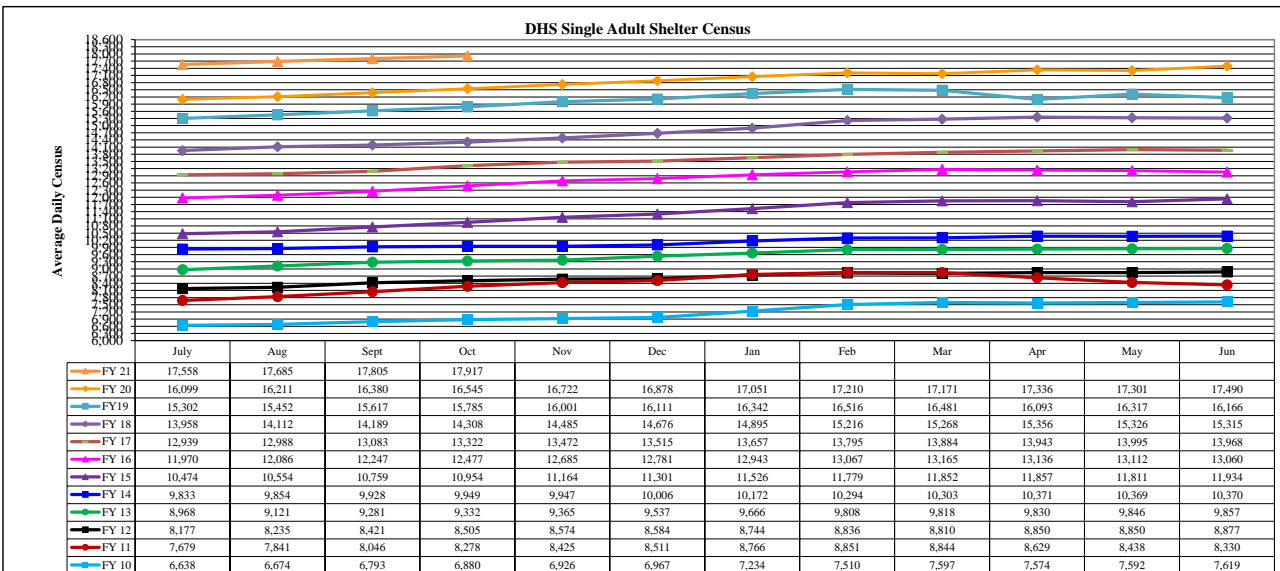
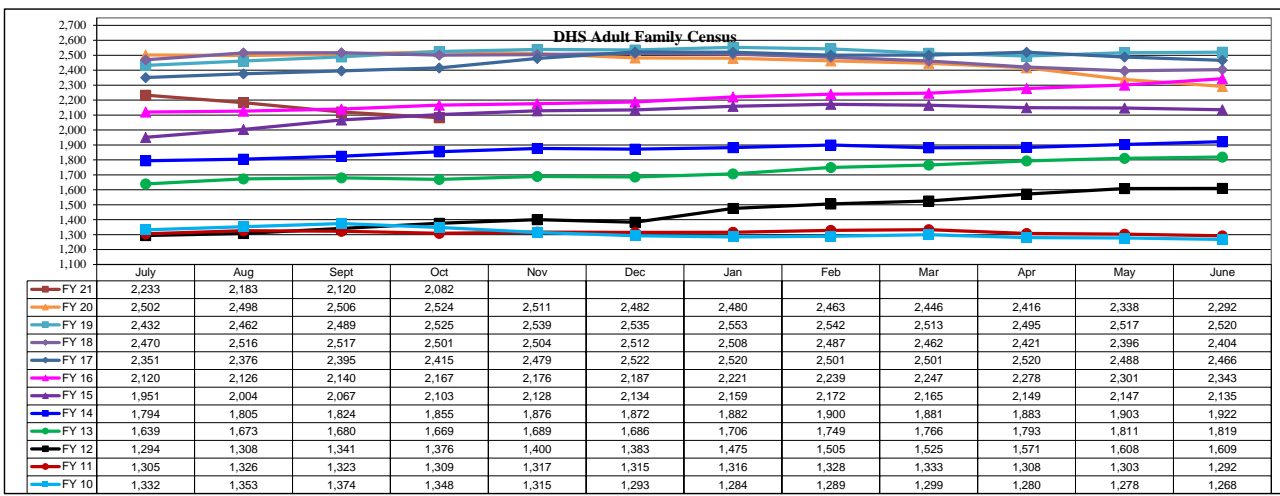
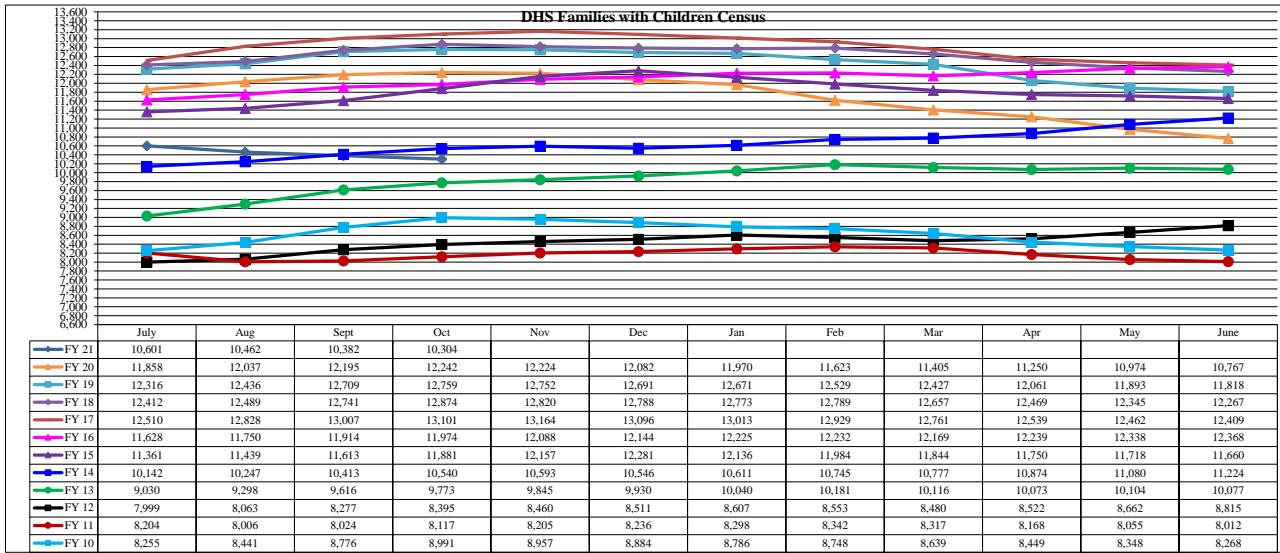
FAMILY INTAKE	
Families Requesting Temporary Housing at PATH	100
Adult Families Requesting Temporary Housing at AFIC	19
Families Placed in Overnight Accommodations	0
Families w/children at PATH Overnight (pre 10PM)	0

TOTAL SHELTER CENSUS	
Adults	36,037
Children	18,147
Total Individuals	54,184

SINGLE ADULTS	
Men	13,634
Women	4,525
Total Single Adults	18,159

FAMILIES WITH CHILDREN CENSUS	
Families	10,290
Adults	13,570
Children	18,147
Individuals	31,717

ADULT FAMILIES CENSUS	
Families	2,037
Individuals (Adults)	4,308



*Due to data conversion the average monthly census for December 2011 and January 2012 for Families with Children and Adult Families is based upon data for a partial month.