

**DAILY REPORT**

5/6/2021

(Data from Wednesday, May 05, 2021)

SINGLE ADULTS	
Drop-in Center Clients Served	429
Drop-in Center Overnight Census	142
Faith Bed Census	35
Outreach Contacts	313
Outreach Placements	15
Safe Haven Utilization	1097
Veterans In Short-term Housing	198
Criminal Justice Short-term Housing	97

FAMILY INTAKE	
Families Requesting Temporary Housing at PATH	80
Adult Families Requesting Temporary Housing at AFIC	15
Families Placed in Overnight Accommodations	0
Families w/children at PATH Overnight (pre 10PM)	0

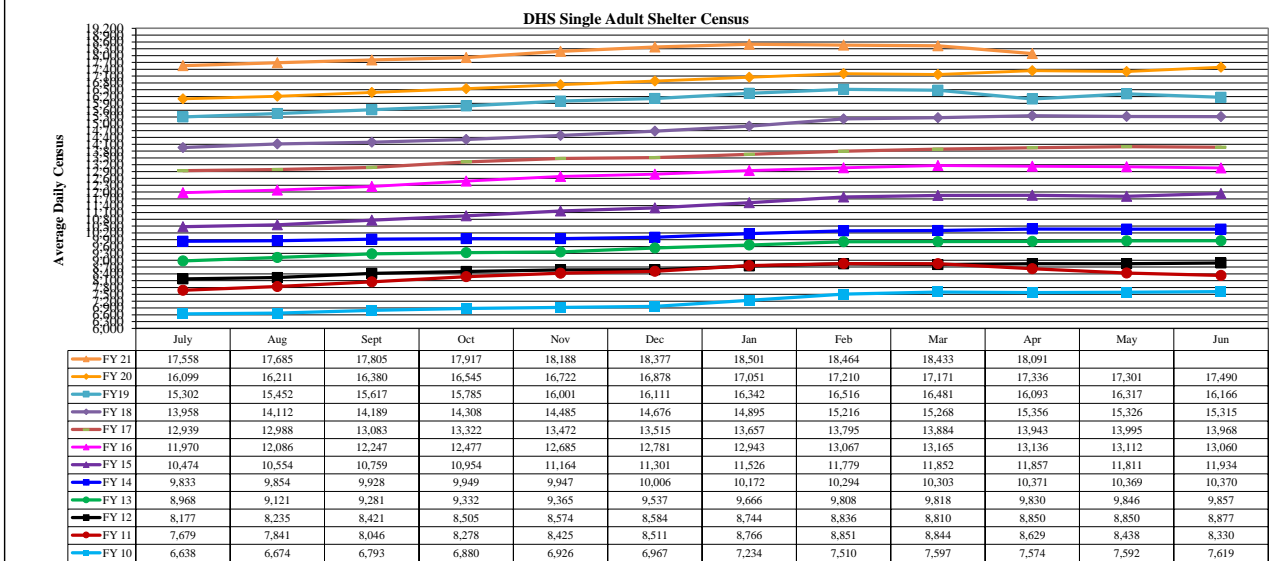
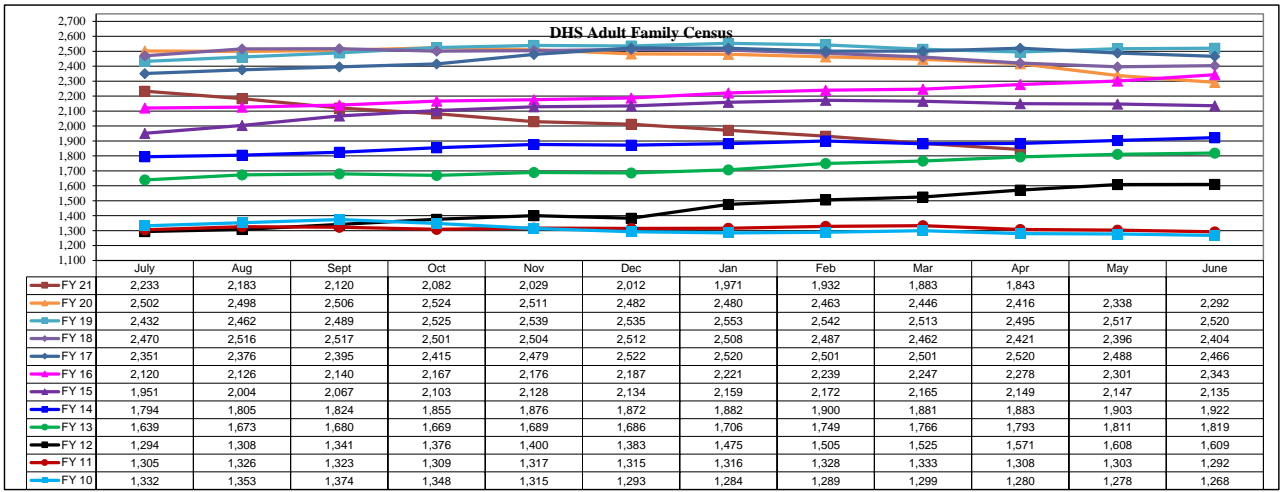
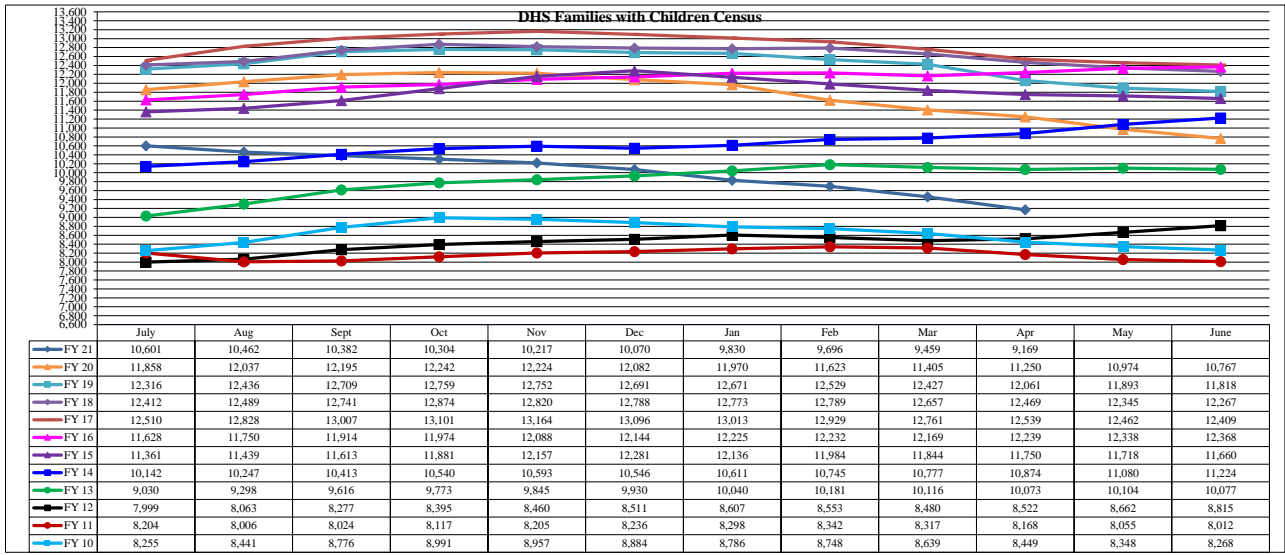
TOTAL SHELTER CENSUS	
Adults	33,638
Children	15,629
<b>Total Individuals</b>	<b>49,267</b>

SINGLE ADULTS	
Men	13,606
Women	4,382
<b>Total Single Adults</b>	<b>17,988</b>

FAMILIES WITH CHILDREN	
<b>Families</b>	9,039
Adults	11,858
Children	15,629
<b>Individuals</b>	<b>27,487</b>

ADULT FAMILIES CENSUS	
<b>Families</b>	1,804
<b>Individuals (Adults)</b>	<b>3,792</b>

x



\*Due to data conversion the average monthly census for December 2011 and January 2012 for Families with Children and Adult Families is based upon data for a partial month.