

Building One City for You

New York City Department of Environmental Protection
Acting Commissioner Vincent Sapienza

Annual Report
Fiscal Year 2016



**Department of
Design and
Construction**

Bill de Blasio
Mayor

Dr. Feniosky Peña-Mora
Commissioner



Dear Acting Commissioner Sapienza,

Last year, for the first time, we provided you a customized annual report with detailed information about the projects we are completing for your agency. This valuable information lets you know how DDC is working within the Mayor's vision of a growing, equitable, sustainable, resilient, and healthy City to meet the needs of your agency. Now, we follow up on that commitment to you with our second annual client report.

Inside you will find maps, project schedules, budget, and bid information for the variety of projects that we are managing for you. As the City's design and construction experts, it is our responsibility to deliver projects with a sense of urgency, responsiveness, service, and collaboration. Our goal is to provide extraordinary value to you as a professional manager of infrastructure and public building projects.

During this time of exponential growth in New York, when our skyline is bursting with cranes and new buildings, we share your dedication to managing that growth toward a positive transformation for the City. In order to realize that vision, the capital projects in your agency must thrive, and every day we work toward that goal. Thank you for partnering with us and as always, our doors are open to you.

Sincerely,



Dr. Feniosky Peña-Mora
Commissioner

Values

Our values guide the way we work.

Urgency, responsiveness, service, collaboration, and mentorship—these values are at the core of how we approach our work at the Department of Design and Construction. As we deliver sustainable capital projects to every neighborhood in the city, our values ensure that our buildings and sites are efficient, effective, and safe. From design decisions to client relations, our guiding values anchor our position as the leading municipal design and construction agency in the United States.

Urgency

DDC goes above and beyond to exceed client goals and community expectations, working for the City that never sleeps. Whether it is a planned capital project or an unexpected emergency, we act quickly, efficiently, and urgently.

Responsiveness

We respond quickly and thoroughly to the requests and concerns of all client agencies and communities. Getting things done means staying ahead of the curve and anticipating the needs of those who count on us.

Service

At DDC, we tackle the problems and solve the changing needs that our clients and communities face by providing specialized, individual attention to every neighborhood and agency. We work together to produce the strongest capital projects for all of New York City.

Collaboration

DDC excellence is built on our working collaboration with our partner agencies, communities, elected officials, and design and construction professionals. We make it a priority to learn from each other, so that the expertise of one becomes the expertise of all.

Mentorship

At DDC, we value and promote new ideas and keep our processes open to the possibilities of change. We believe in the professional development of our staff and creating diverse opportunities for them to learn and grow.

Lenses

Our lenses provide perspective to what we do.

Growth, sustainability, resiliency, equity, and healthy living—these are the lenses through which we look at our work. They help us bring to life the Mayor's vision of a strong and just city. From these perspectives, DDC projects and client agency programs provide the places that accommodate a growing population, the high efficiency systems and green roofs that protect our environment, the infrastructural innovation that safeguards our shores, the buildings and sites that welcome all, and the spaces that improve our health and mental well-being.

Growth

DDC's projects meet demographic needs by building infrastructure that enables growth. We build to meet the demands of the world's most dynamic urban economy with a focus on creating thriving communities.

Sustainability

By 2050, NYC will reduce carbon emissions by 80% based on 2005 levels and DDC is helping to make it happen. We use design elements, such as geothermal wells, green roofs, and solar technology to create sustainable projects for future generations.

Resiliency

Superstorm Sandy demonstrated the vulnerability of New York City infrastructure and neighborhoods, particularly along the shorelines. DDC's design and construction projects enable communities to overcome devastation and emerge stronger than ever.

Healthy Living

The stairways, step streets, and bike lanes that DDC builds help New Yorkers to be fit, active, and healthy. Our infrastructure and building projects use design to support healthy minds and healthy bodies.

Equity

More than just assuring the fair distribution of the many built assets that bring communities together, we make it our priority to ensure that all our projects are welcoming to the growing and diverse population of New York City.

\$16 Billion

value of work DDC has completed since 1996

1,419

DDC employees committed to creating a strong New York City

1,300

consultants bringing expertise to DDC projects

254

awards won since 1996

4,144

total number of DDC projects completed since 1996

\$15 Billion

current portfolio value

\$654 Million

total MWBE contracts FY14 to FY16 subject to local law 1 and local law 129

660

active infrastructure projects

641

active public buildings projects

\$233
Million

total MWBE prime contracts subject to local law 1 & local law 129 in FY16

\$74
Million

total MWBE subcontracts subject to local law 1 & local law 129 in FY16

81%

increase in MWBE prime contract awards in FY16 compared to FY13 subject to local law 1 & local law 129

190%

increase in MWBE subcontract awards in FY16 compared to FY13 subject to local law 1 & local law 129

\$525
Million

total MWBE prime contract awards from FY14 to FY16 subject to local law 1 & local law 129

\$129
Million

MWBE subcontract awards from FY14 to FY16 subject to local law 1 & local law 129

MWBE

In keeping with the spirit of our city and Mayor de Blasio's vision, the New York City Department of Design and Construction (DDC) is committed to fostering an equitable and competitive business environment while ensuring our procurement reflects the diversity of New York City. We understand the success of minority and women-owned businesses (MWBE's) contributes to the success of diverse communities around the City.

Through its Office of Diversity and Industry Relations, DDC has taken a holistic approach to increasing opportunities for MWBE's with a comprehensive plan that strengthens and supports MWBE's as they navigate the city procurement process. Our policies and programs are centered on the four core principles of accessibility, capacity building, accountability, and sustainability. This approach creates a structure that allows MWBE's to succeed, providing the city a larger pool of qualified contractors.

Accessibility

To increase the number of MWBE's who do business with us, it's integral to communicate our interest in them as potential partners. During FY16 and FY17, DDC has engaged over 4,500 prospective contractors through events we've hosted as well as those we've attended.

Capacity-Building

Sharing the message that we want to partner with MWBE's is only the first step. Our job doesn't end once we've hosted or attended an event. DDC understands its role in ensuring MWBE's are equipped with the tools to do business with us. We've created a suite of programs that enables MWBE's to increase their capacity by enhancing their technical and business capabilities. Our Ready to Build New York City business development program helps MWBE's grow by becoming prequalified to work with DDC. The New York City Construction Mentorship program affords city-certified MWBE's the opportunity to learn how to successfully grow their businesses.

Accountability

We are committed to increasing the number of MWBE's who work with us. We believe we have a duty to create an equitable and competitive business environment that facilitates procurement opportunities for the City's MWBE community. As such, we are responsible for ensuring that those who do business with us meet their contractual obligations and take appropriate action when they don't.

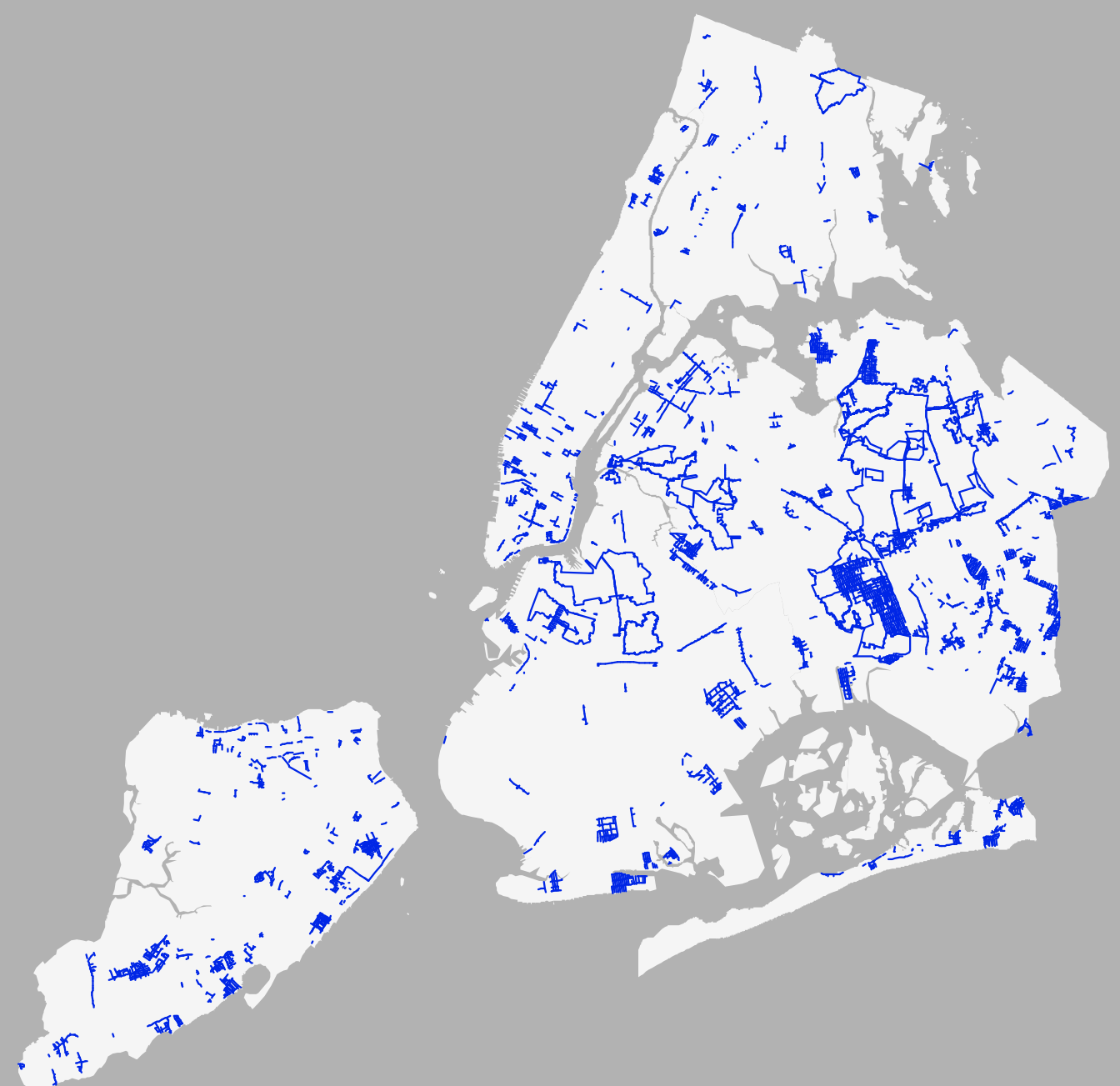
Sustainability

An important aspect of our MWBE strategy is to make sure MWBE's who do business with us operate efficiently and grow their businesses. In partnership with the Mayor's Office of MWBE and the NYC Department of Small Business Services, DDC provides a supportive framework to safeguard MWBE success and growth, such as our Opportunity Academy that trains community college students in our processes so they can provide back office support to MWBE's.

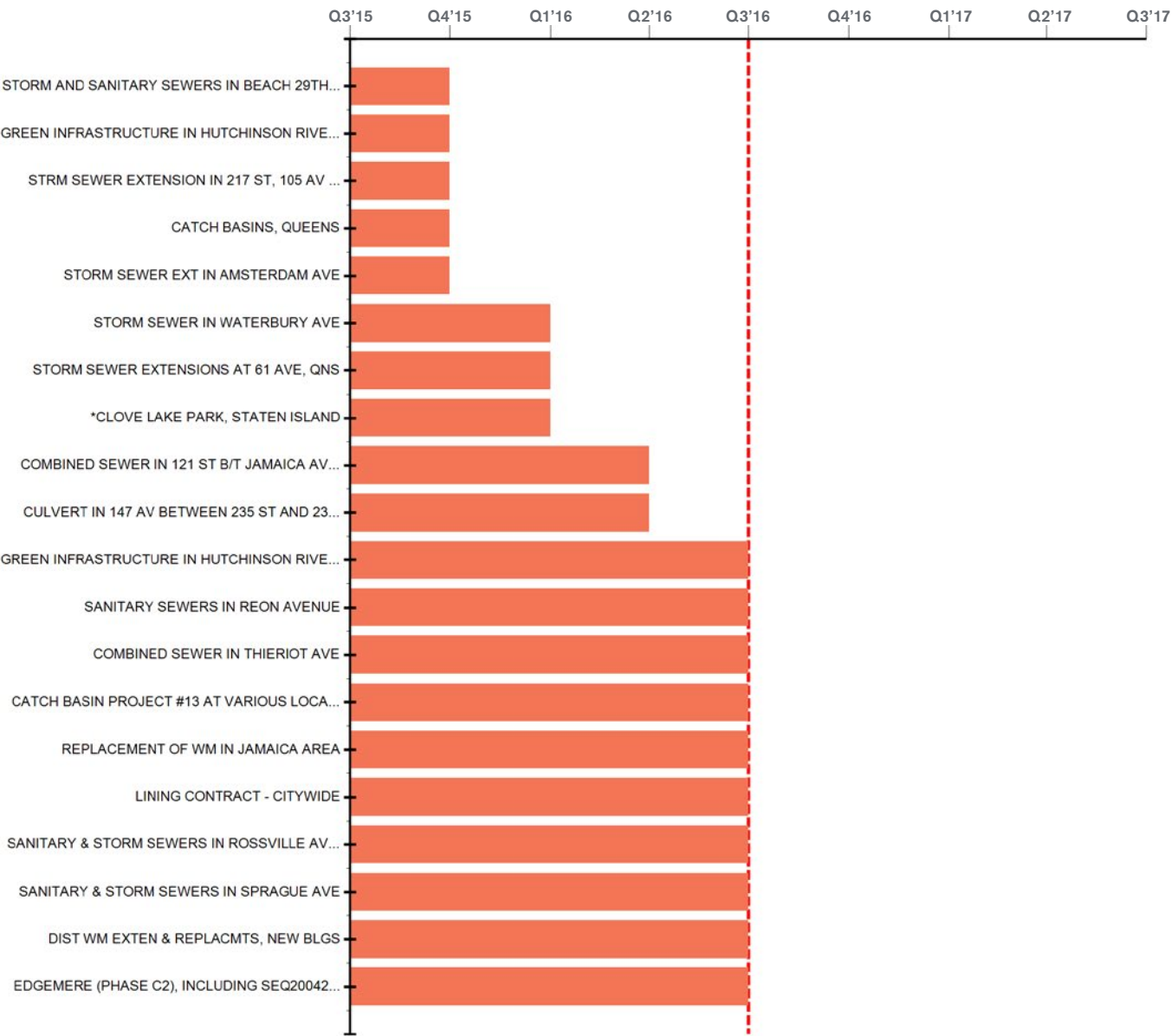
Public Buildings
Project Locations



Infrastructure
Project Locations

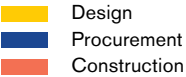


Project Schedule for The Department of Environmental Protection
Projects in Design and/or Construction
(Data approximated by Quarter as of August, 2016)

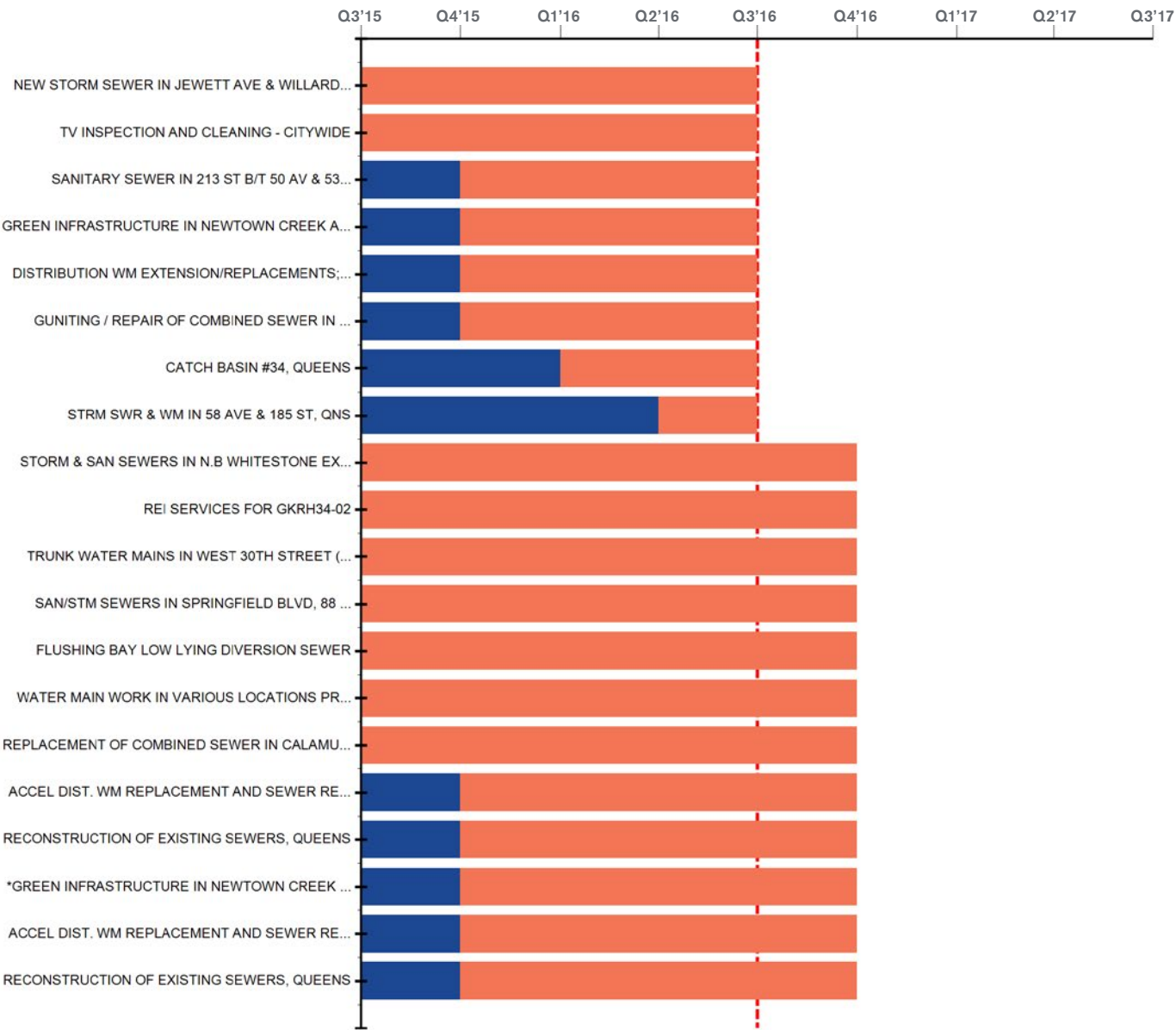


*On-hold projects

Projected/Actual

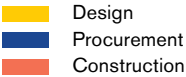


Project Schedule for The Department of Environmental Protection
Projects in Design and/or Construction

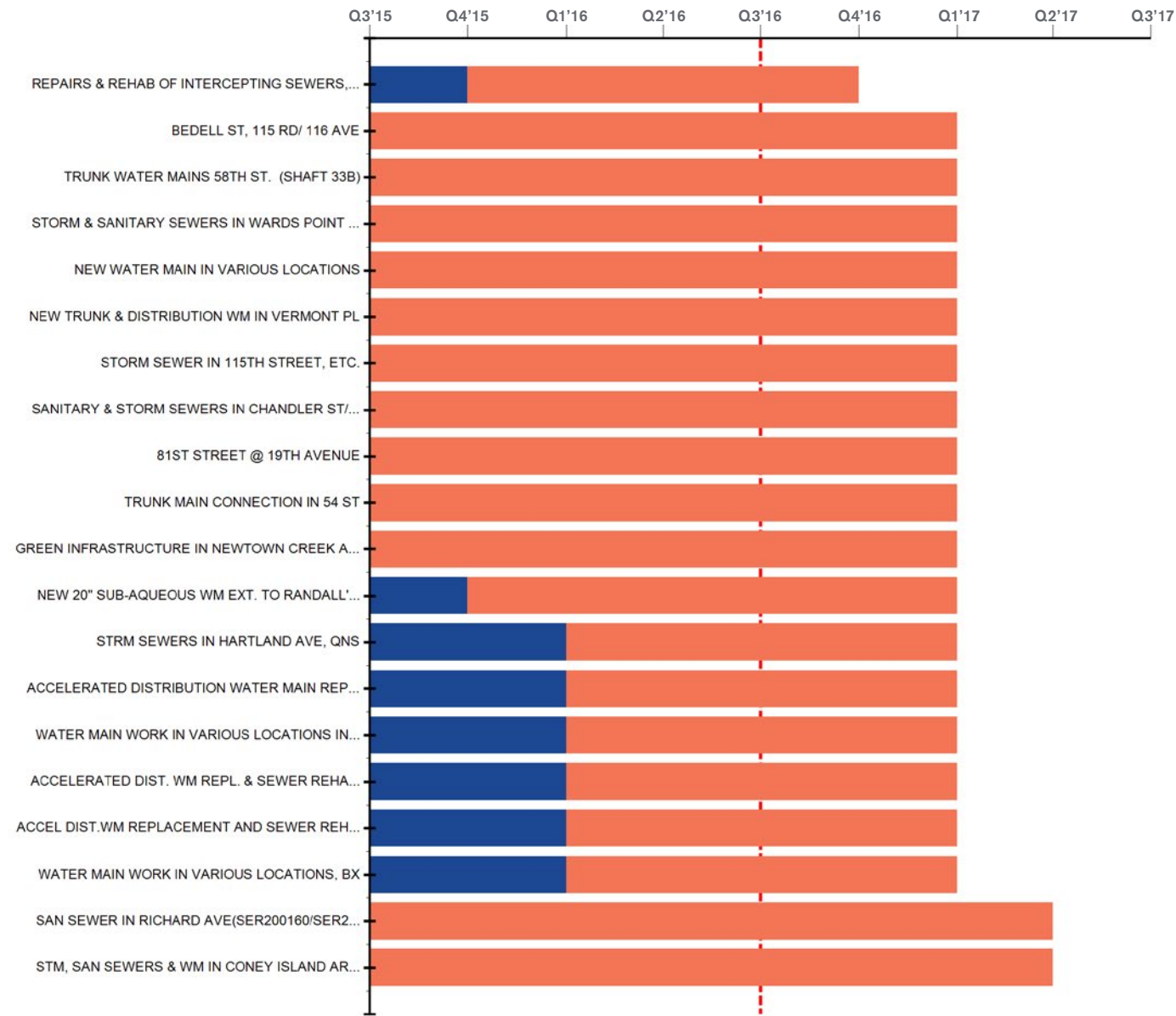


*On-hold projects

Projected/Actual

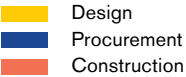


Project Schedule for The Department of Environmental Protection
Projects in Design and/or Construction

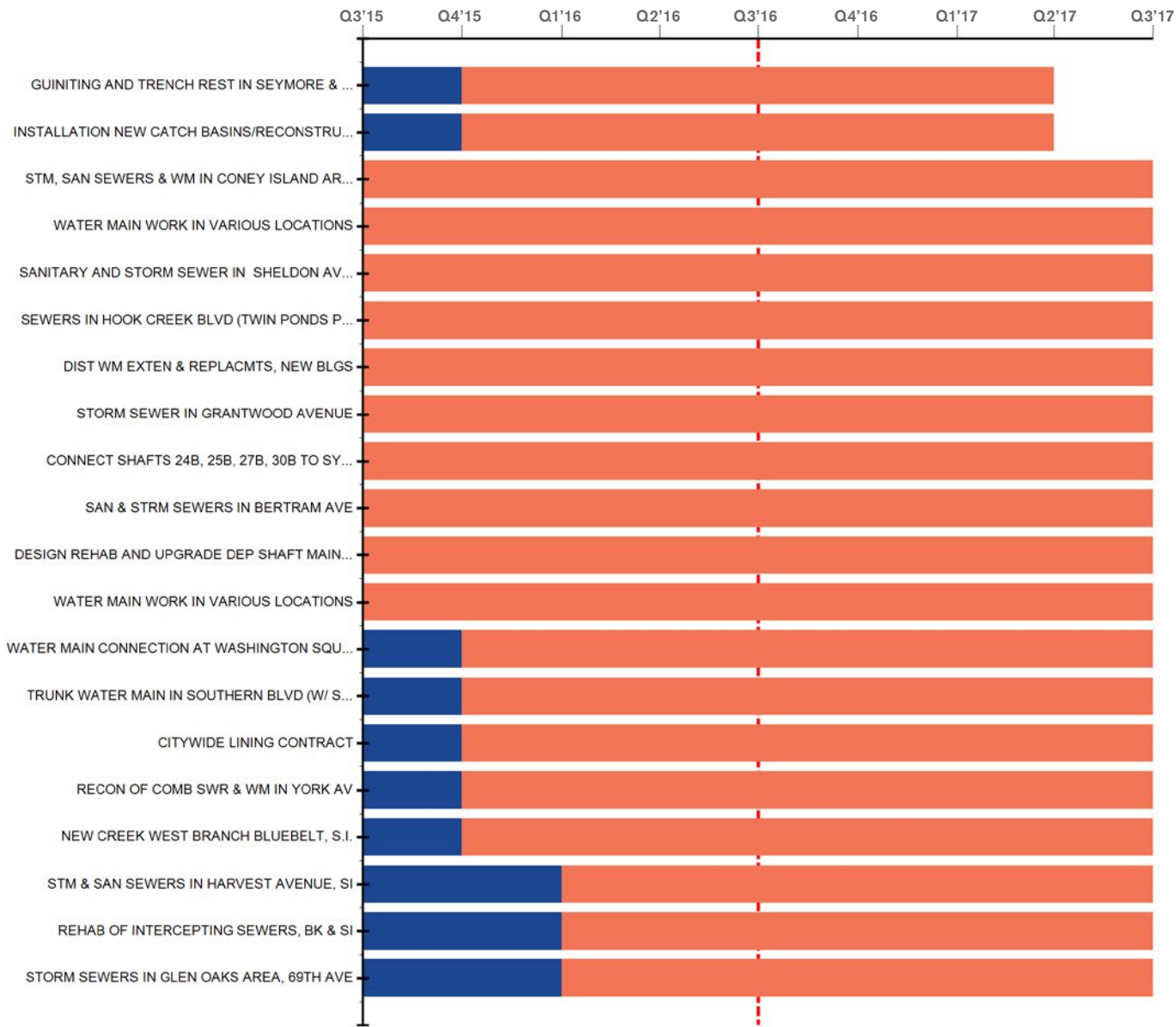


*On-hold projects

Projected/Actual

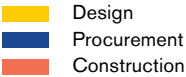


Project Schedule for The Department of Environmental Protection
Projects in Design and/or Construction

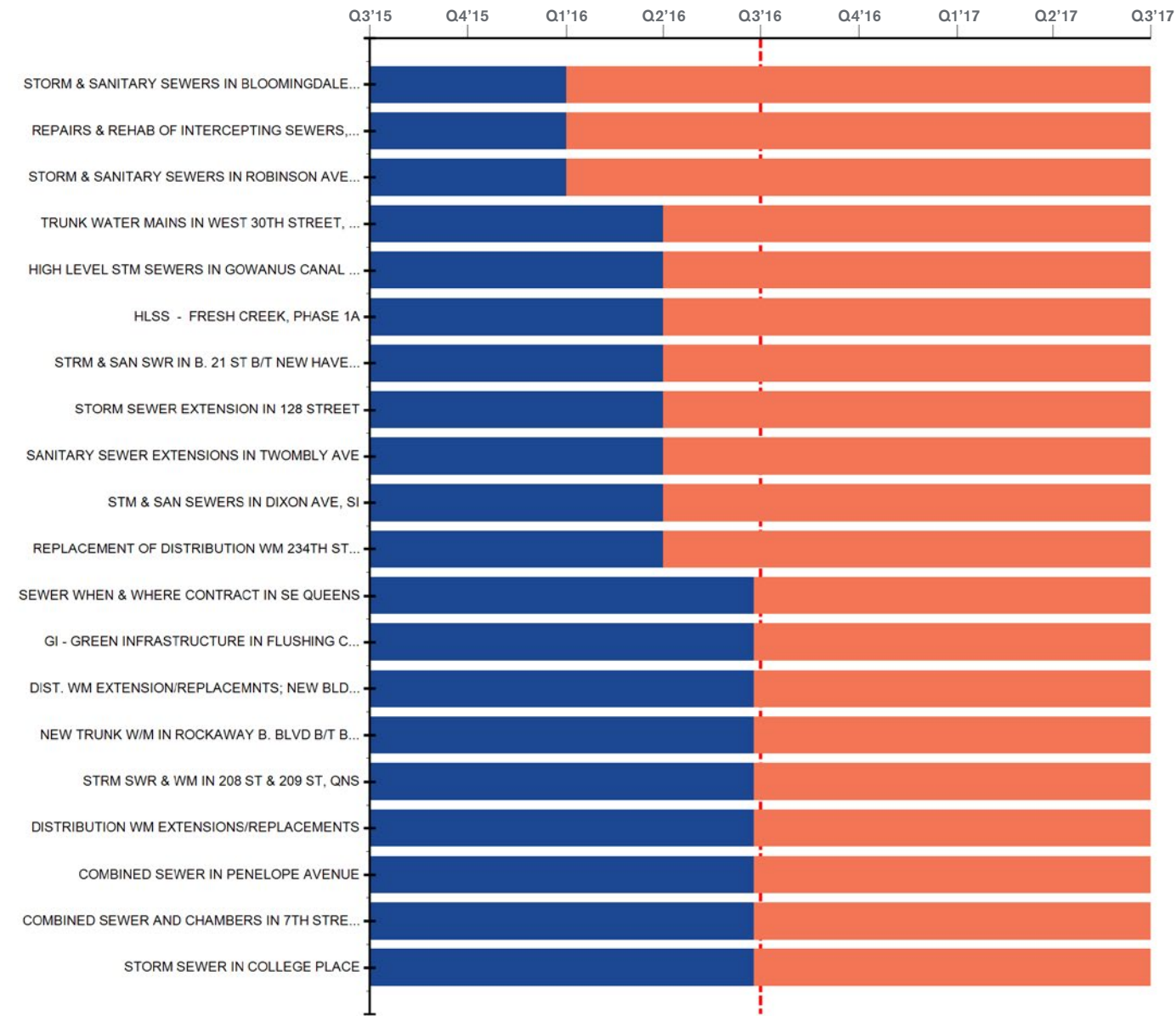


*On-hold projects

Projected/Actual



Project Schedule for The Department of Environmental Protection
Projects in Design and/or Construction

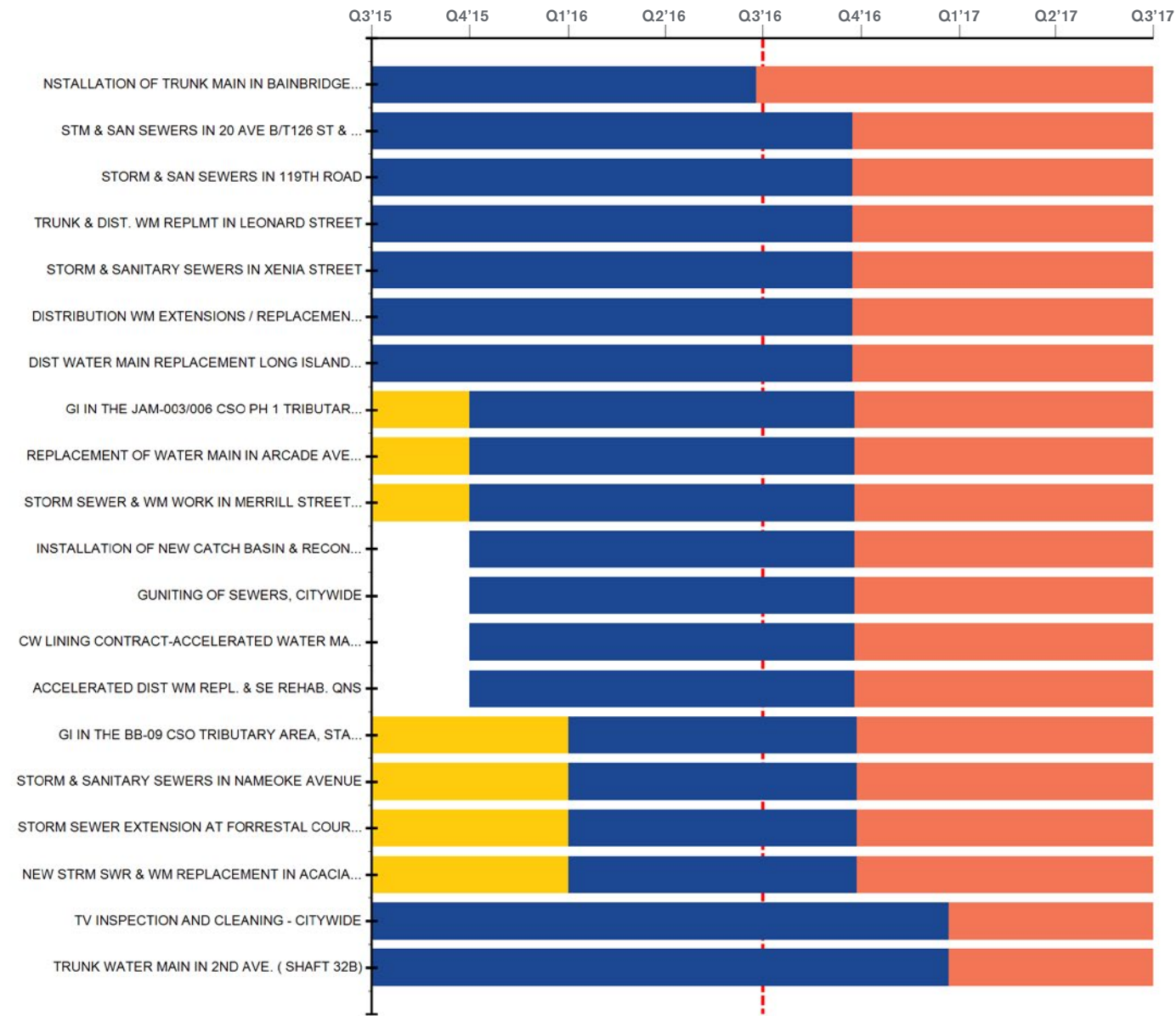


*On-hold projects

Projected/Actual

Design
Procurement
Construction

Project Schedule for The Department of Environmental Protection
Projects in Design and/or Construction



*On-hold projects

Projected/Actual

Design
Procurement
Construction

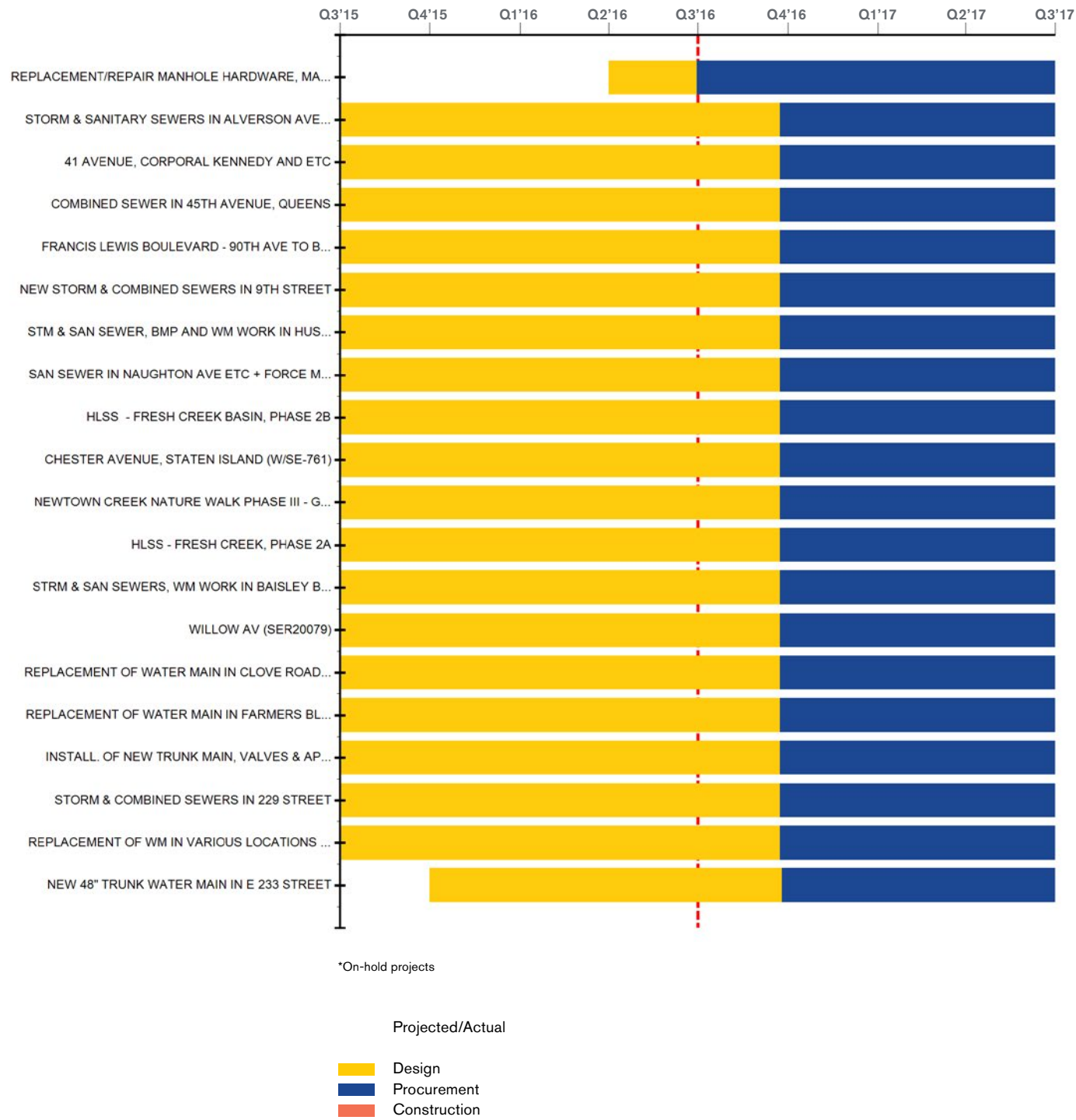
Project Schedule for The Department of Environmental Protection
Projects in Design and/or Construction



Project Schedule for The Department of Environmental Protection
Projects in Design and/or Construction



Project Schedule for The Department of Environmental Protection
Projects in Design and/or Construction



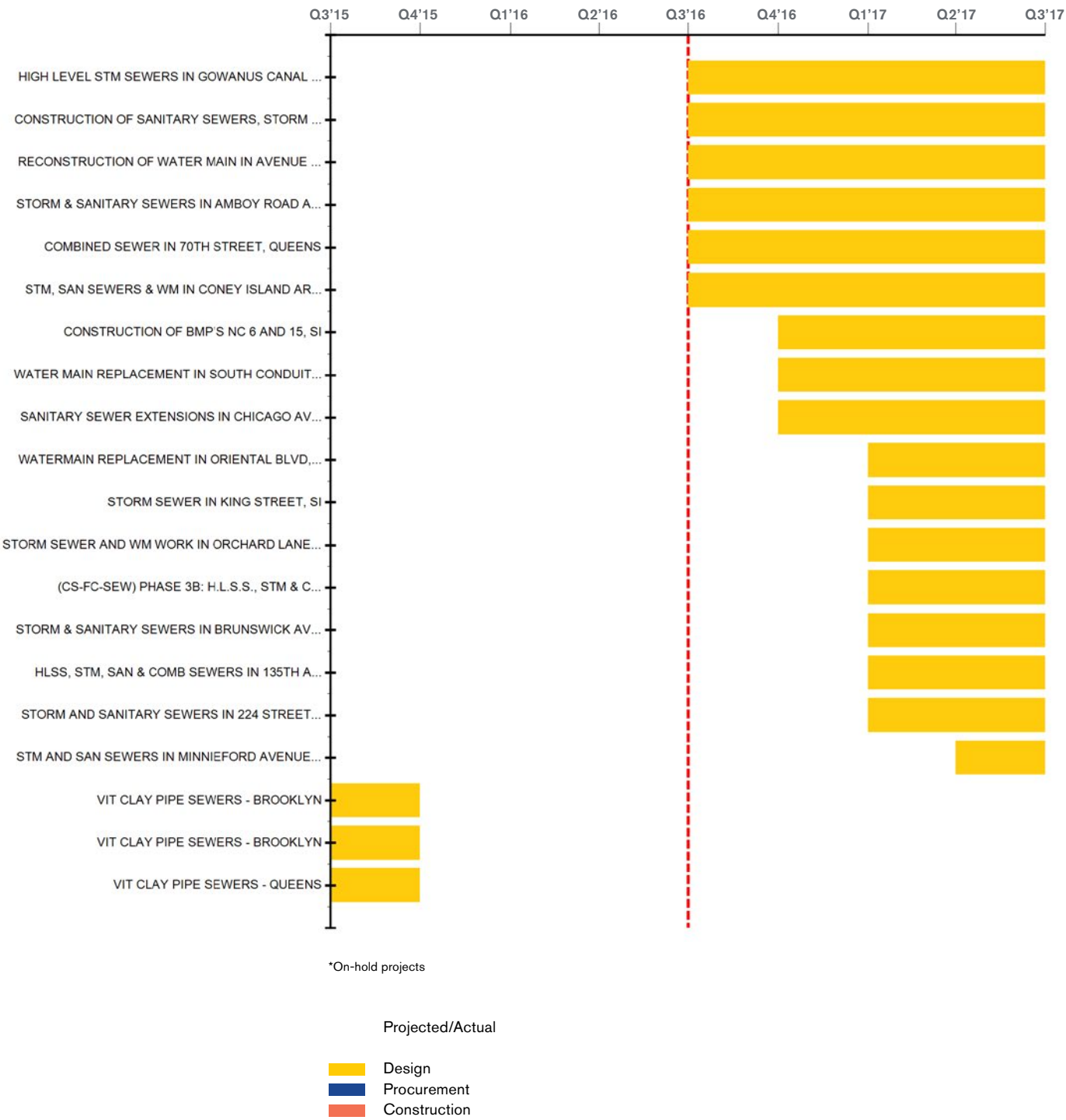
Project Schedule for The Department of Environmental Protection
Projects in Design and/or Construction



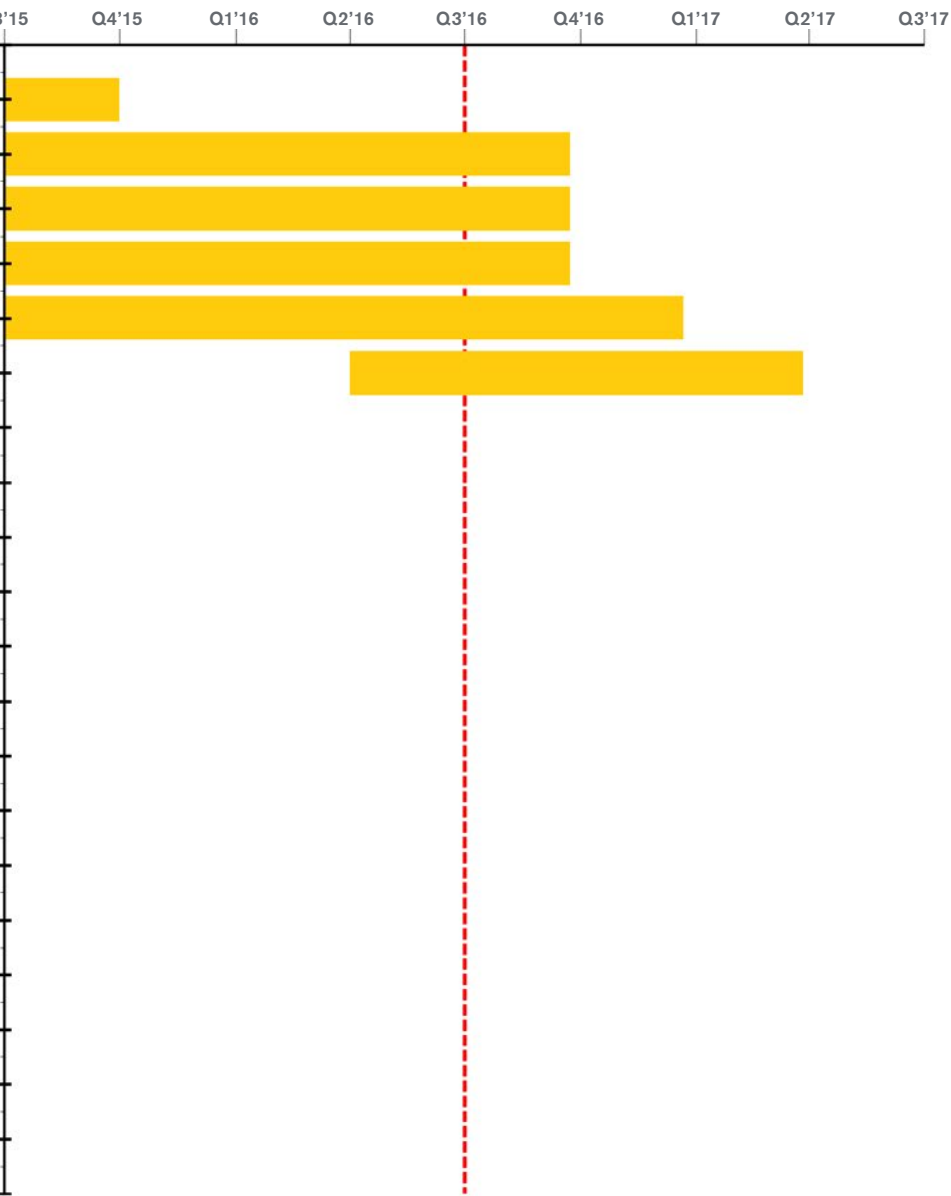
Project Schedule for The Department of Environmental Protection
Projects in Design and/or Construction



Project Schedule for The Department of Environmental Protection
Projects in Design and/or Construction



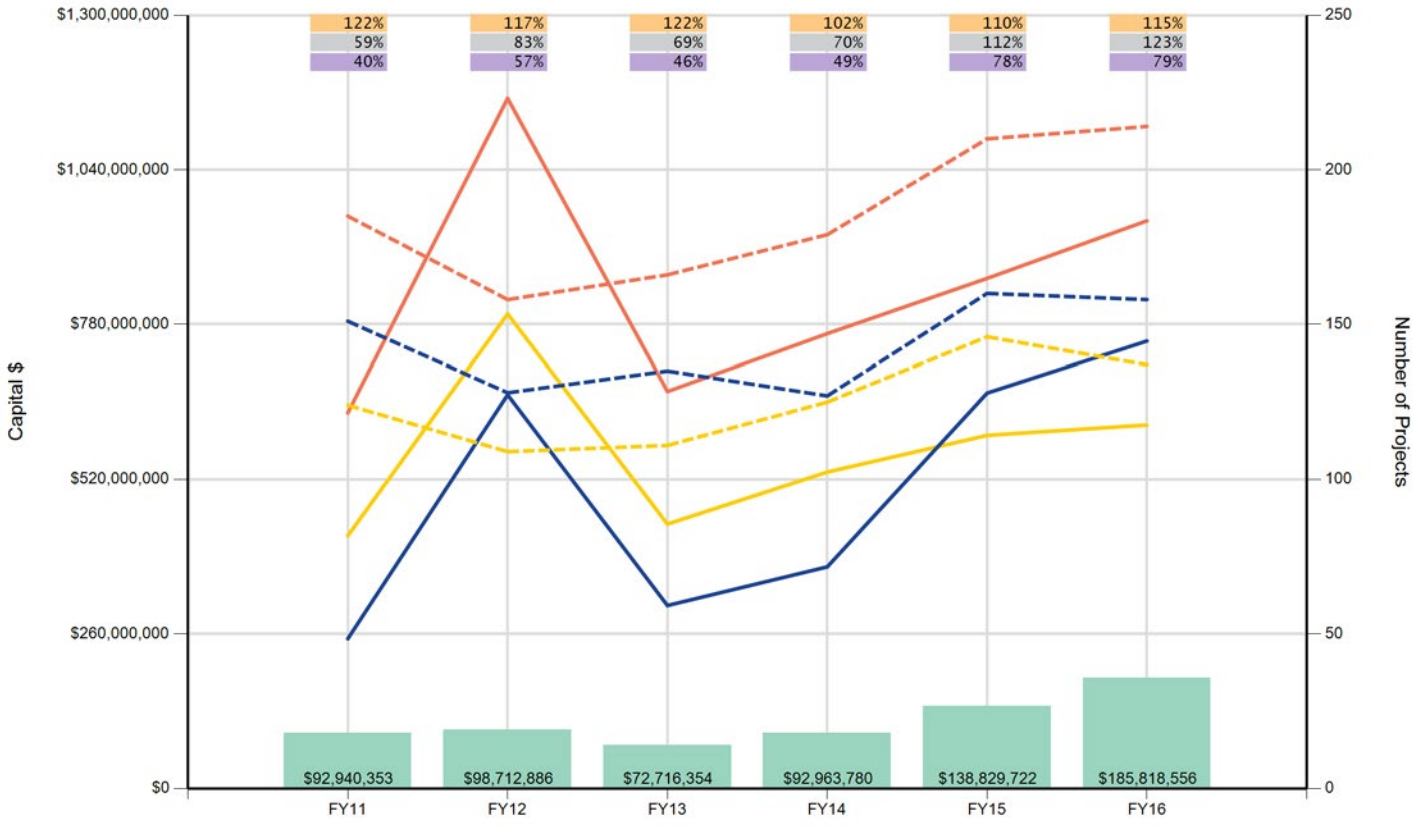
Project Schedule for The Department of Environmental Protection
Projects in Design and/or Construction



*On-hold projects

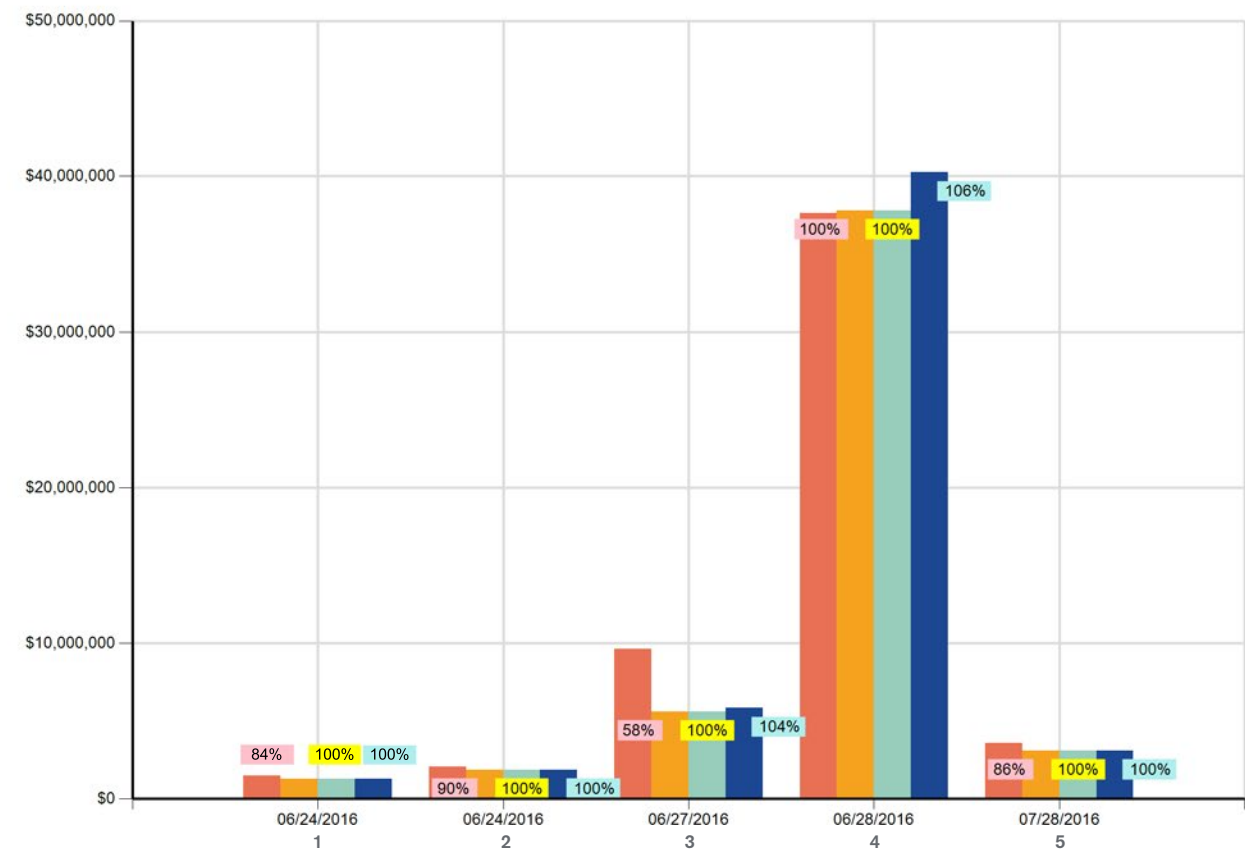
- Projected/Actual
- Design
 - Procurement
 - Construction

Trending Data for the Department of Environmental Protection
Target vs. Actual (values below include change order registrations for active projects, registered projects, and de-registered projects)



- Sept Plan
- Target Plan
- Actual
- No. of Projs for Sept Plan
- No. of Projs for Target
- No. of Projs for Actual
- Actual vs. Target No. Projs Percent
- Actual vs. Target \$ Percent
- Actual vs. Sept Plan \$ Percent
- Capital Money Spent

Cost Data for the Department of Environmental Protection
Last 5 Projects (Competitively Bid, Substantially Completed)



- 1 TV INSPECTION AND CLEANING - CITYWIDE
- 2 STRM SWR & WM IN 58 AVE & 185 ST, QNS
- 3 DIST WM EXTEN & REPLACMTS, NEW BLGS
- 4 EDGEMERE (PHASE C2), INCLUDING SEQ200421/SEQ002576
- 5 SAN/STM SEWERS IN SPRINGFIELD BLVD, 88 AV & 118 AV

DDC Estimated Bid Amount

Original Bid Amount

Original Award-NMSC

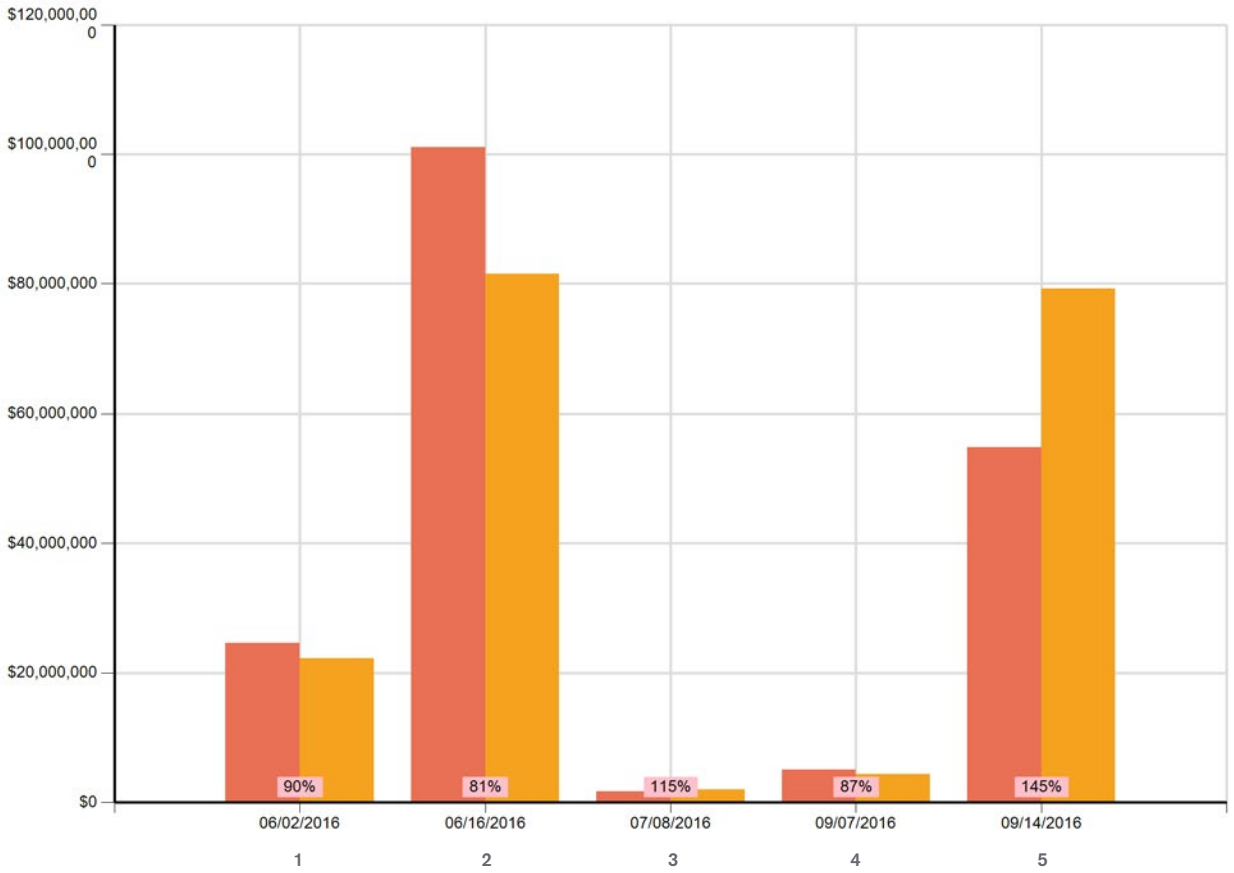
Final Award

Orig. Bid Amount vs. DDC Est. Bid Amount

Orig. Awd-NMSC vs. Orig. Bid Amount

Final Award vs. Orig. Awd-NMSC

Bid Data for the Department of Environmental Protection
Last 5 Sealed Competitive Bid Results
(winning bid may not result in awarding of contract)



- 1 CONSTRUCTION OF SANITARY AND STORM SEWERS AND APPURTENANCES IN RAMBLE ROAD, ETC-BOROUGH OF STATEN ISLAND
- 2 CONSTRUCTION OF STORM AND SANITARY SEWERS AND WATER MAINS AND APPURTENANCES IN MARKHAM PLACE BET. JEWETT AVE & WARDWELL AVE, ETC.-BOROUGH OF STATEN ISLAND
- 3 REPLACEMENT OF WATER MAIN IN 135TH STREET, BOROUGH OF QUEENS
- 3 REHABILITATION OF EXISTING TRUNK WATER MAINS IN CRESCENT STREET- BOROUGH OF QUEENS
- 4 CONSTRUCTION OF COMBINED SEWERS AND APPURTENANCES IN PUGSLEY CREEK AREA - BOROUGH OF THE BRONX
- 5 CONSTRUCTION OF SANITARY AND STORM SEWERS AND APPURTENANCES IN BEACH 99TH STREET BETWEEN ROCKAWAY BEACH AND ROCKAWAY FREEWAY-BOROUGH OF QUEENS

DDC Estimated Bid Amount

Original Bid Amount

Orig. Bid Amount vs. DDC Est. Bid Amount

Project List (sorted by completion date)
(Data approximated by Quarter as of August, 2016)

STRM SEWER EXTENSION IN 217 ST, 105 AV & HOLLIS AV
MULTIPLE ADDRESSES
Estimated Construction Cost: \$2,169,048
Estimated Completion Date: Q3 2014

GREEN INFRASTRUCTURE IN JAMAICA AREA
MULTIPLE ADDRESSES
Estimated Construction Cost: TBD
Estimated Completion Date: Q3 2015

GREEN INFRA IN HUTCHINSON RIVER AREA, PH1
MULTIPLE ADDRESSES
Estimated Construction Cost: TBD
Estimated Completion Date: Q3 2015

STORM & SANITARY SEWERS IN BEACH 29TH STREET
MULTIPLE ADDRESSES
Estimated Construction Cost: \$38,864,384
Estimated Completion Date: Q3 2015

CATCH BASINS, QUEENS
MULTIPLE ADDRESSES
Estimated Construction Cost: \$904,239
Estimated Completion Date: Q3 2015

INSTAL OF NEW & RECONSTRUCTION OF CATCH BASIN
MULTIPLE ADDRESSES
Estimated Construction Cost: \$7,709,138
Estimated Completion Date: Q3 2015

STORM SEWER IN ELKMONT AVENUE
MULTIPLE ADDRESSES
Estimated Construction Cost: \$3,046,663
Estimated Completion Date: Q3 2015

STORM SEWER EXT IN AMSTERDAM AVE
AMSTERDAM AVE, STATEN ISLAND, NY 10314
Estimated Construction Cost: \$4,775,155
Estimated Completion Date: Q3 2015

STORM SEWER EXTENSIONS AT 61 AVE, QNS
MULTIPLE ADDRESSES
Estimated Construction Cost: \$2,778,577
Estimated Completion Date: Q4 2015

CLOVE LAKE PARK, STATEN ISLAND
MULTIPLE ADDRESSES
Estimated Construction Cost: \$1,871,000
Estimated Completion Date: Q4 2015

STORM SEWER IN WATERBURY AVE
MULTIPLE ADDRESSES
Estimated Construction Cost: \$11,153,809
Estimated Completion Date: Q4 2015

COMBINED SEWER-121 ST-JAMAICA AV & DEAD END
MULTIPLE ADDRESSES
Estimated Construction Cost: \$2,378,853
Estimated Completion Date: Q1 2016

CULVERT BETWEEN 235 ST AND 232 ST
147 AV, QUEENS, NY 11422
Estimated Construction Cost: \$5,673,686
Estimated Completion Date: Q1 2016

GREEN INFRA IN HUTCHINSON RIVER AREA
BOSTON RD, THE BRONX, NY 10466
Estimated Construction Cost: \$3,194,746
Estimated Completion Date: Q2 2016

GREEN INFRA IN NEWTOWN CREEK AREA
MOUNT OLIVET C, QUEENS, NY 11379
Estimated Construction Cost: \$3,829,640
Estimated Completion Date: Q2 2016

DISTRIBUTION WM EXTENSION/REPLACEMENTS
MULTIPLE ADDRESSES
Estimated Construction Cost: \$5,581,324
Estimated Completion Date: Q2 2016

EDGEMERE (PHASE C2)
MULTIPLE ADDRESSES
Estimated Construction Cost: \$37,803,891
Estimated Completion Date: Q2 2016

DIST WM EXTEN & REPLACMTS, NEW BLGS
MULTIPLE ADDRESSES
Estimated Construction Cost: \$5,840,039
Estimated Completion Date: Q2 2016

REPLACEMENT OF WM IN JAMAICA AREA
MULTIPLE ADDRESSES
Estimated Construction Cost: \$5,217,273
Estimated Completion Date: Q2 2016

CATCH BASIN PROJECT #13 AT VARIOUS LOCATIONS
ABBAY CT, BROOKLYN, NY 11229
Estimated Construction Cost: \$849,795
Estimated Completion Date: Q2 2016

Project List

LINING CONTRACT - CITYWIDE
MULTIPLE ADDRESSES
Estimated Construction Cost: \$2,280,172
Estimated Completion Date: Q2 2016

SANITARY SEWER IN 213 ST B/T 50 AV & 53 AVENUE
MULTIPLE ADDRESSES
Estimated Construction Cost: \$1,987,689
Estimated Completion Date: Q2 2016

GUNITING / REPAIR OF COMBINED SEWER
102 RD, QUEENS, NY 11416
Estimated Construction Cost: \$1,849,475
Estimated Completion Date: Q2 2016

STRM SWR & WM IN 58 AVE & 185 ST, QNS
MULTIPLE ADDRESSES
Estimated Construction Cost: \$2,438,467
Estimated Completion Date: Q2 2016

SANITARY SEWERS IN REON AVENUE
MULTIPLE ADDRESSES
Estimated Construction Cost: \$6,366,819
Estimated Completion Date: Q2 2016

SANIT & STORM SEWERS-ROSSVILLE AVE+WOODROW RD
MULTIPLE ADDRESSES
Estimated Construction Cost: \$11,173,873
Estimated Completion Date: Q2 2016

NEW STORM SEWER IN JEWETT AVE & WILLARD AVE, ETC.
MULTIPLE ADDRESSES
Estimated Construction Cost: \$8,343,437
Estimated Completion Date: Q2 2016

SANITARY & STORM SEWERS IN SPRAGUE AVE
MULTIPLE ADDRESSES
Estimated Construction Cost: \$9,375,333
Estimated Completion Date: Q2 2016

TV INSPECTION AND CLEANING - CITYWIDE
MULTIPLE ADDRESSES
Estimated Construction Cost: \$2,029,352
Estimated Completion Date: Q2 2016

COMBINED SEWER IN THIERIOT AVE
MULTIPLE ADDRESSES
Estimated Construction Cost: \$2,364,724
Estimated Completion Date: Q2 2016

FLUSHING BAY LOW LYING DIVERSION SEWER
MULTIPLE ADDRESSES
Estimated Construction Cost: \$4,164,139
Estimated Completion Date: Q3 2016

GREEN INFRA IN NEWTOWN CREEK AREA
TBD
Estimated Construction Cost: \$13,225,000
Estimated Completion Date: Q3 2016

REI SERVICES FOR GKRH34-02
MULTIPLE ADDRESSES
Estimated Construction Cost: \$1,688,000
Estimated Completion Date: Q3 2016

TRUNK WATER MAINS IN WEST 30TH STREET
MULTIPLE ADDRESSES
Estimated Construction Cost: \$23,743,256
Estimated Completion Date: Q3 2016

REPAIRS & REHAB OF INTERCEPTING SEWERS, CW
MULTIPLE ADDRESSES
Estimated Construction Cost: \$4,888,615
Estimated Completion Date: Q3 2016

WATER MAIN WORK IN VARIOUS LOCATIONS
MULTIPLE ADDRESSES
Estimated Construction Cost: \$12,359,521
Estimated Completion Date: Q3 2016

ACCEL DIST. WM REPLACE & SEWER REHAB., QNS
MULTIPLE ADDRESSES
Estimated Construction Cost: \$27,494,626
Estimated Completion Date: Q3 2016

ACCEL DIST. WM REPLACE & SEWER REHAB., SI
MULTIPLE ADDRESSES
Estimated Construction Cost: \$14,159,112
Estimated Completion Date: Q3 2016

STORM & SAN SEWERS IN N.B WHITESTONE EXPWY
MULTIPLE ADDRESSES
Estimated Construction Cost: \$64,133,966
Estimated Completion Date: Q3 2016

REPLACE OF COMBINED SEWER IN CALAMUS AVE
MULTIPLE ADDRESSES
Estimated Construction Cost: \$24,472,948
Estimated Completion Date: Q3 2016

Project List

SAN/STM SEWERS IN SPRINGFIELD BLVD, 88 AV & 118 AV
MULTIPLE ADDRESSES
Estimated Construction Cost: \$4,559,378
Estimated Completion Date: Q3 2016

STORM SEWER EXTENSION IN 128 STREET
MULTIPLE ADDRESSES
Estimated Construction Cost: \$3,202,168
Estimated Completion Date: Q3 2016

RECONSTRUCTION OF EXISTING SEWERS, QUEENS
MULTIPLE ADDRESSES
Estimated Construction Cost: \$11,325,039
Estimated Completion Date: Q3 2016

RECONSTRUCTION OF EXISTING SEWERS, QUEENS
MULTIPLE ADDRESSES
Estimated Construction Cost: \$12,642,530
Estimated Completion Date: Q3 2016

ACCELERATED DIST. WM REPL. & SEWER REHAB., BK
MULTIPLE ADDRESSES
Estimated Construction Cost: \$11,585,000
Estimated Completion Date: Q4 2016

GREEN INFRA IN NEWTOWN CREEK AREA - PH 1
MULTIPLE ADDRESSES
Estimated Construction Cost: \$3,458,045
Estimated Completion Date: Q4 2016

WATER MAIN WORK IN VARIOUS LOCATIONS, BX
MULTIPLE ADDRESSES
Estimated Construction Cost: \$5,519,023
Estimated Completion Date: Q4 2016

NEW 20" SUB-AQUEOUS WM EXT. TO RANDALL'S ISLAND
ST ANN'S AVE, THE BRONX, NY 10454
Estimated Construction Cost: \$19,770,252
Estimated Completion Date: Q4 2016

ACCEL DIST. WM REPLACEMENT & SEWER REHAB., BX
MULTIPLE ADDRESSES
Estimated Construction Cost: \$28,420,344
Estimated Completion Date: Q4 2016

TRUNK WATER MAINS 58TH ST.
MULTIPLE ADDRESSES
Estimated Construction Cost: \$19,912,800
Estimated Completion Date: Q4 2016

ACCL DISTRIBUTION WATER MAIN REPLACEMENT
MULTIPLE ADDRESSES
Estimated Construction Cost: \$12,922,397
Estimated Completion Date: Q4 2016

TRUNK MAIN CONNECTION
54 ST, QUEENS, NY 11378
Estimated Construction Cost: \$3,280,114
Estimated Completion Date: Q4 2016

WATER MAIN WORK IN JEWEL AVE
MULTIPLE ADDRESSES
Estimated Construction Cost: \$4,987,733
Estimated Completion Date: Q4 2016

NEW WATER MAIN IN VARIOUS LOCATIONS
MULTIPLE ADDRESSES
Estimated Construction Cost: TBD
Estimated Completion Date: Q4 2016

NEW TRUNK & DISTRIBUTION WM IN VERMONT PL
MULTIPLE ADDRESSES
Estimated Construction Cost: \$16,999,958
Estimated Completion Date: Q4 2016

SANITARY & STORM SEWERS IN CHANDLER ST
MULTIPLE ADDRESSES
Estimated Construction Cost: \$22,507,021
Estimated Completion Date: Q4 2016

81ST STREET @ 19TH AVENUE
MULTIPLE ADDRESSES
Estimated Construction Cost: \$3,632,662
Estimated Completion Date: Q4 2016

BEDELL ST, 115 RD/ 116 AVE
MULTIPLE ADDRESSES
Estimated Construction Cost: \$4,615,170
Estimated Completion Date: Q4 2016

STORM SEWER IN 115TH STREET, ETC.
MULTIPLE ADDRESSES
Estimated Construction Cost: \$7,292,774
Estimated Completion Date: Q4 2016

STRM SEWERS IN HARTLAND AVE, QNS
HARTLAND AV, QUEENS, NY 11427
Estimated Construction Cost: \$3,249,951
Estimated Completion Date: Q4 2016

“I’m proud to work at DDC because I know that we are helping city neighborhoods thrive. Even small jobs make a big difference.”

Sarah Shelley
DDC Bid Document Review Manager

Project List

STORM & SANITARY SEWERS IN WARDS POINT AVENUE
MULTIPLE ADDRESSES
Estimated Construction Cost: \$4,957,000
Estimated Completion Date: Q4 2016

STM, SAN SEWERS & WM IN CONEY ISLAND AREA, BK
MULTIPLE ADDRESSES
Estimated Construction Cost: \$27,875,174
Estimated Completion Date: Q1 2017

REPLACEMENT/REPAIR MANHOLE HARDWARE, BRONX
MULTIPLE ADDRESSES
Estimated Construction Cost: \$2,000,000
Estimated Completion Date: Q1 2017

SAN SEWER IN RICHARD AVE
MULTIPLE ADDRESSES
Estimated Construction Cost: \$11,365,654
Estimated Completion Date: Q1 2017

INSTAL NEW CATCH BASINS/RECONSTRUCTION, CW
MULTIPLE ADDRESSES
Estimated Construction Cost: \$8,253,816
Estimated Completion Date: Q1 2017

CATCH BASIN #34, QUEENS
MULTIPLE ADDRESSES
Estimated Construction Cost: \$1,517,097
Estimated Completion Date: Q1 2017

GUINITING & TRENCH REST IN SEYMORE & VARIOUS LOC
MULTIPLE ADDRESSES
Estimated Construction Cost: \$6,386,092
Estimated Completion Date: Q1 2017

STM, SAN SEWERS & WM IN CONEY ISLAND AREA, BK
MULTIPLE ADDRESSES
Estimated Construction Cost: \$23,883,663
Estimated Completion Date: Q2 2017

GREEN INFRASTRUCTURE IN FLUSHING CREEK
MULTIPLE ADDRESSES
Estimated Construction Cost: \$7,253,239
Estimated Completion Date: Q2 2017

DIST. WM EXTENSION/REPLACEMNTS; NEW BLDGS, ETC
MULTIPLE ADDRESSES
Estimated Construction Cost: \$8,771,420
Estimated Completion Date: Q2 2017

DIST WM EXTEN & REPLACMTS, NEW BLGS
MULTIPLE ADDRESSES
Estimated Construction Cost: \$14,857,200
Estimated Completion Date: Q2 2017

NEW CREEK WEST BRANCH BLUEBELT, S.I.
MULTIPLE ADDRESSES
Estimated Construction Cost: \$22,251,507
Estimated Completion Date: Q2 2017

REHAB OF INTERCEPTING SEWERS, BK & SI
MULTIPLE ADDRESSES
Estimated Construction Cost: \$18,926,508
Estimated Completion Date: Q2 2017

WATER MAIN WORK IN VARIOUS LOCATIONS
MULTIPLE ADDRESSES
Estimated Construction Cost: \$14,508,247
Estimated Completion Date: Q2 2017

REPLACE OF DISTRIBUTION WM 234TH STREET, ETC.
MULTIPLE ADDRESSES
Estimated Construction Cost: \$5,118,649
Estimated Completion Date: Q2 2017

NEW TRUNK W/M IN ROCKAWAY B. BLVD
MULTIPLE ADDRESSES
Estimated Construction Cost: \$24,704,539
Estimated Completion Date: Q2 2017

DISTRIBUTION WM EXTENSIONS/REPLACEMENTS
MULTIPLE ADDRESSES
Estimated Construction Cost: \$6,958,540
Estimated Completion Date: Q2 2017

SANITARY AND STORM SEWER IN SHELDON AVE
MULTIPLE ADDRESSES
Estimated Construction Cost: \$48,427,825
Estimated Completion Date: Q2 2017

RECON OF COMB SWR & WM IN YORK AV
MULTIPLE ADDRESSES
Estimated Construction Cost: \$7,423,423
Estimated Completion Date: Q2 2017

STRM SWR & WM IN 208 ST & 209 ST, QNS
MULTIPLE ADDRESSES
Estimated Construction Cost: \$5,177,380
Estimated Completion Date: Q2 2017

Project List

STORM SEWER & WM WORK IN MERRILL STREET, QNS
MULTIPLE ADDRESSES
Estimated Construction Cost: \$642,000
Estimated Completion Date: Q2 2017

STORM SEWER AND WATER MAIN IN 183 STREET.QNS
MULTIPLE ADDRESSES
Estimated Construction Cost: \$12,393,731
Estimated Completion Date: Q2 2017

SEWER WHEN & WHERE CONTRACT IN SE QUEENS
MULTIPLE ADDRESSES
Estimated Construction Cost: \$25,000,000
Estimated Completion Date: Q2 2017

SANITARY SEWER EXTENSIONS IN TWOMBLY AVE
MULTIPLE ADDRESSES
Estimated Construction Cost: \$3,017,480
Estimated Completion Date: Q2 2017

STORM SEWER IN GRANTWOOD AVENUE
MULTIPLE ADDRESSES
Estimated Construction Cost: \$19,090,871
Estimated Completion Date: Q2 2017

STM & SAN SEWERS IN HARVEST AVENUE, SI
MULTIPLE ADDRESSES
Estimated Construction Cost: \$5,100,000
Estimated Completion Date: Q2 2017

GI IN THE JAM-003/006 CSO PH 1 TRIBUTARY AREA, ST1
MULTIPLE ADDRESSES
Estimated Construction Cost: \$13,068,000
Estimated Completion Date: Q3 2017

GI IN THE BB-09 CSO TRIBUTARY AREA, STAGE 1
QUEENS MIDTOWN EXPRESSWAY, QUEENS, NY
Estimated Construction Cost: \$5,300,000
Estimated Completion Date: Q3 2017

DIST WATER MAIN REPLACEMENT LONG ISLAND CITY
MULTIPLE ADDRESSES
Estimated Construction Cost: \$30,735,300
Estimated Completion Date: Q3 2017

REPLACEMENT OF WATER MAIN IN ARCADE AVE, QNS
MULTIPLE ADDRESSES
Estimated Construction Cost: \$14,926,989
Estimated Completion Date: Q3 2017

DIST WM EXTENSIONS /REPLACEMENT, QNS
MULTIPLE ADDRESSES
Estimated Construction Cost: \$4,000,000
Estimated Completion Date: Q3 2017

ACCELERATED DIST WM REPL. & SE REHAB. QNS
KENILWORTH DRIVE, QUEENS, NY
Estimated Construction Cost: \$15,000,000
Estimated Completion Date: Q3 2017

GUNITING OF SEWERS, CITYWIDE
MULTIPLE ADDRESSES
Estimated Construction Cost: \$8,757,975
Estimated Completion Date: Q3 2017

STORM & SANITARY SEWERS IN NAMEOKE AVENUE
MULTIPLE ADDRESSES
Estimated Construction Cost: TBD
Estimated Completion Date: Q3 2017

INSTALLATION OF NEW CATCH BASIN & RECONSTR
MULTIPLE ADDRESSES
Estimated Construction Cost: \$4,000,000
Estimated Completion Date: Q3 2017

CW LINING CONTRACT-ACCL WATER MAIN PROJECTS
MULTIPLE ADDRESSES
Estimated Construction Cost: \$1,500,000
Estimated Completion Date: Q3 2017

CITYWIDE LINING CONTRACT
MULTIPLE ADDRESSES
Estimated Construction Cost: \$5,775,329
Estimated Completion Date: Q3 2017

SEWERS-HOOK CREEK BLVD (TWIN PONDS)
MULTIPLE ADDRESSES
Estimated Construction Cost: \$17,928,158
Estimated Completion Date: Q3 2017

STRM & SAN SWR-21 ST B/T NEW HAVEN AV & ELK
MULTIPLE ADDRESSES
Estimated Construction Cost: \$21,206,369
Estimated Completion Date: Q3 2017

SANIT SEWER EXTENSIONS IN CHICAGO AVE S.I.
CHICAGO AVENUE, STATEN ISLAND, NY
Estimated Construction Cost: \$690,000
Estimated Completion Date: Q3 2017

Project List

STORM & SANITARY SEWERS IN XENIA STREET

MULTIPLE ADDRESSES
Estimated Construction Cost: \$2,946,946
Estimated Completion Date: Q3 2017

STM & SAN SEWERS IN DIXON AVE, SI

MULTIPLE ADDRESSES
Estimated Construction Cost: \$11,339,892
Estimated Completion Date: Q3 2017

STORM SEWER EXTENSION AT FORRESTAL COURT, SI

MULTIPLE ADDRESSES
Estimated Construction Cost: \$1,585,000
Estimated Completion Date: Q3 2017

ACCELERATED DIST WATER MAIN REPLACEMENT, BK

MULTIPLE ADDRESSES
Estimated Construction Cost: \$18,000,000
Estimated Completion Date: Q4 2017

DIST. MAIN EXTENSIONS (NEW BLDG), CW

MULTIPLE ADDRESSES
Estimated Construction Cost: \$12,450,790
Estimated Completion Date: Q4 2017

S/W RESTORATION - FIRE HYDRANTS/CATCH BASINS, CW

MULTIPLE ADDRESSES
Estimated Construction Cost: \$1,891,000
Estimated Completion Date: Q4 2017

CONNECT SHAFTS 24B, 25B, 27B, 30B TO SYSTEM.

MULTIPLE ADDRESSES
Estimated Construction Cost: \$240,489,723
Estimated Completion Date: Q4 2017

ACCELERATED DISTRIBUTION WATER MAIN REPLACEMENT

MULTIPLE ADDRESSES
Estimated Construction Cost: \$16,206,941
Estimated Completion Date: Q4 2017

REPAIRS & REHAB OF INTERCEPTING SEWERS, QN

MULTIPLE ADDRESSES
Estimated Construction Cost: \$20,002,620
Estimated Completion Date: Q4 2017

ACCELERATED DISTRIBUTION WATER MAIN REPLACEMENT

MULTIPLE ADDRESSES
Estimated Construction Cost: \$18,881,468
Estimated Completion Date: Q4 2017

COMBINED SEWER IN PENELOPE AVENUE

MULTIPLE ADDRESSES
Estimated Construction Cost: \$17,342,953
Estimated Completion Date: Q4 2017

STORM SEWERS IN GLEN OAKS AREA, 69TH AVE

MULTIPLE ADDRESSES
Estimated Construction Cost: \$12,591,850
Estimated Completion Date: Q4 2017

SAN & STRM SEWERS IN BERTRAM AVE

MULTIPLE ADDRESSES
Estimated Construction Cost: \$6,526,000
Estimated Completion Date: Q4 2017

STORM & SANITARY SEWERS IN BLOOMINGDALE RD

MULTIPLE ADDRESSES
Estimated Construction Cost: \$18,215,900
Estimated Completion Date: Q4 2017

STORM SEWER IN MASON STREET, SI

MULTIPLE ADDRESSES
Estimated Construction Cost: \$5,850,000
Estimated Completion Date: Q4 2017

DESIGN REHAB & UPGRADE DEP SHAFT MAINT BUILD

865 KENT AVENUE, BROOKLYN, NY 11205
Estimated Construction Cost: \$31,944,970
Estimated Completion Date: Q1 2018

NEW 20" SUB-AQUEOUS WATER MAIN TO CITY ISLAND

CITY ISLAND AV , NY 10464
Estimated Construction Cost: \$23,000,000
Estimated Completion Date: Q1 2018

DISTRIBUTION MAIN EXTENSIONS - MANHATTAN

MULTIPLE ADDRESSES
Estimated Construction Cost: \$3,000,000
Estimated Completion Date: Q1 2018

COMBINED SEWER IN 45TH AVENUE, QUEENS

MULTIPLE ADDRESSES
Estimated Construction Cost: \$1,395,093
Estimated Completion Date: Q1 2018

STORM SEWER IN 95TH STREET

MULTIPLE ADDRESSES
Estimated Construction Cost: \$3,169,600
Estimated Completion Date: Q1 2018

“Our projects aim to provide all hard-working New Yorkers the essentials they deserve.”

Mario Garrovillas
DDC Project Manager, A&E

Project List

STORM & SANITARY SEWER EXTENSION IN B 99 STREET

BEACH 99 ST, QUEENS, NY 11694
Estimated Construction Cost: \$986,000
Estimated Completion Date: Q1 2018

STORM SEWERS IN 204 STREET

MULTIPLE ADDRESSES
Estimated Construction Cost: \$2,860,461
Estimated Completion Date: Q1 2018

STM SEWER IN RICHMOND AVE & AMBOY RD, SI

MULTIPLE ADDRESSES
Estimated Construction Cost: \$3,143,000
Estimated Completion Date: Q1 2018

GREEN INFRA IN HUTCHINSON RIVER AREA

MULTIPLE ADDRESSES
Estimated Construction Cost: \$1,285,000
Estimated Completion Date: Q2 2018

EMERGENCY RECONSTRUCTION OF WATER MAINS, CW

MULTIPLE ADDRESSES
Estimated Construction Cost: \$11,500,000
Estimated Completion Date: Q2 2018

REPLACEMENT/REPAIR MANHOLE HARDWARE, MANHATTAN

MULTIPLE ADDRESSES
Estimated Construction Cost: \$2,000,000
Estimated Completion Date: Q2 2018

WATER MAIN CONNECTION AT WASHINGTON SQUARE PARK

MULTIPLE ADDRESSES
Estimated Construction Cost: \$8,939,669
Estimated Completion Date: Q2 2018

REPAIRS & REHAB OF INTERCEPTING SEWERS, MN & BX

MULTIPLE ADDRESSES
Estimated Construction Cost: \$17,502,592
Estimated Completion Date: Q2 2018

COMBINED SEWER AND CHAMBERS IN 7TH STREET, BK

MULTIPLE ADDRESSES
Estimated Construction Cost: \$2,679,000
Estimated Completion Date: Q2 2018

HIGH LEVEL STM SEWERS IN GOWANUS CANAL AREA

MULTIPLE ADDRESSES
Estimated Construction Cost: \$26,842,000
Estimated Completion Date: Q2 2018

REPLMT OF COMB SEWER IN E. 26 ST B/T 1ST AV & FDR

MULTIPLE ADDRESSES
Estimated Construction Cost: \$11,792,322
Estimated Completion Date: Q2 2018

STORM SEWER IN COLLEGE PLACE

MULTIPLE ADDRESSES
Estimated Construction Cost: \$19,627,918
Estimated Completion Date: Q2 2018

41 AVENUE, CORPORAL KENNEDY AND ETC

MULTIPLE ADDRESSES
Estimated Construction Cost: \$3,683,674
Estimated Completion Date: Q2 2018

STORM SEWER EXTENSION IN 239 STREET

MULTIPLE ADDRESSES
Estimated Construction Cost: TBD
Estimated Completion Date: Q2 2018

STORM SEWER EXTENSION IN 91 ROAD, QUEENS

221 PLACE, QUEENS, NY
Estimated Construction Cost: \$301,000
Estimated Completion Date: Q2 2018

STORM & SAN SEWERS IN 119TH ROAD

MULTIPLE ADDRESSES
Estimated Construction Cost: \$8,583,124
Estimated Completion Date: Q2 2018

SEWER WHEN & WHERE CONTRACT IN SE QUEENS

MULTIPLE ADDRESSES
Estimated Construction Cost: TBD
Estimated Completion Date: Q2 2018

STORM & SANIT SEWERS-ALVERSON AVENUE, SI

MULTIPLE ADDRESSES
Estimated Construction Cost: \$6,587,000
Estimated Completion Date: Q2 2018

STORM SWR-PARK HILL CT & VANDERBILT AVE, SI

MULTIPLE ADDRESSES
Estimated Construction Cost: \$1,219,000
Estimated Completion Date: Q2 2018

STORM SEWER IN KATAN AVE, SI

MULTIPLE ADDRESSES
Estimated Construction Cost: \$4,382,600
Estimated Completion Date: Q2 2018

Project List

COMBINED SEWER IN HOLLAND AVE, BRONX

MULTIPLE ADDRESSES
Estimated Construction Cost: \$4,072,000
Estimated Completion Date: Q2 2018

ACCELERATED DIST WATER MAIN REPLACEMENT, BK

MULTIPLE ADDRESSES
Estimated Construction Cost: \$15,000,000
Estimated Completion Date: Q3 2018

INSTALL OF NEW TRUNK MAIN, VALVES & APPURT. @16A

SCHERMERHORN ST, BROOKLYN, NY 11217
Estimated Construction Cost: \$1,000,000
Estimated Completion Date: Q3 2018

REPLACEMENT/REPAIR MANHOLE HARDWARE, BROOKLYN

MULTIPLE ADDRESSES
Estimated Construction Cost: \$2,000,000
Estimated Completion Date: Q3 2018

REPLACEMENT/REPAIR MANHOLE HARDWARE, SI

MULTIPLE ADDRESSES
Estimated Construction Cost: \$1,000,000
Estimated Completion Date: Q3 2018

TRUNK WATER MAIN IN SOUTHERN BLVD (W/ SEX002245)

MULTIPLE ADDRESSES
Estimated Construction Cost: \$62,906,081
Estimated Completion Date: Q3 2018

ACCELERATED DISTRIBUTION WATER MAIN REPLACEMENT

MULTIPLE ADDRESSES
Estimated Construction Cost: \$20,000,000
Estimated Completion Date: Q3 2018

REPLACEMENT OF WATER MAIN IN FARMERS BLVD, QNS

MULTIPLE ADDRESSES
Estimated Construction Cost: \$4,188,000
Estimated Completion Date: Q3 2018

ACCELERATED DIST WM REPL. & SE REHAB. QNS

MULTIPLE ADDRESSES
Estimated Construction Cost: TBD
Estimated Completion Date: Q3 2018

REPLACEMENT OF WATER MAIN IN CLOVE ROAD, STATEN IS

MULTIPLE ADDRESSES
Estimated Construction Cost: \$8,103,668
Estimated Completion Date: Q3 2018

STM & SAN SEWERS- 20 AVE B/T126 ST & US BULKHEAD

MULTIPLE ADDRESSES
Estimated Construction Cost: \$108,810,695
Estimated Completion Date: Q3 2018

WILLOW AV

WILLOW AV, STATEN ISLAND, NY 10305
Estimated Construction Cost: \$1,745,000
Estimated Completion Date: Q3 2018

NEW STRM SWR & WM REPLACE IN ACACIA AVE, ETC.

MULTIPLE ADDRESSES
Estimated Construction Cost: \$16,254,000
Estimated Completion Date: Q3 2018

DSGN & CONST OF BIOSWALES & GREENSTREETS, QUE

MULTIPLE ADDRESSES
Estimated Construction Cost: \$23,600,000
Estimated Completion Date: Q4 2018

DSGN & CONST OF BIOSWALES & GREENSTREETS, QUE

MULTIPLE ADDRESSES
Estimated Construction Cost: \$23,100,000
Estimated Completion Date: Q4 2018

DSGN & CONST OF BIOSWALES & GREENSTREETS, QUE

MULTIPLE ADDRESSES
Estimated Construction Cost: \$23,400,000
Estimated Completion Date: Q4 2018

INSTALL OF TRUNK MAIN IN BAINBRIDGE AVE., ETC.

MULTIPLE ADDRESSES
Estimated Construction Cost: \$16,815,000
Estimated Completion Date: Q4 2018

REPLACEMENT OF WATER MAINS IN WALDO AVE, BX

MULTIPLE ADDRESSES
Estimated Construction Cost: \$4,328,700
Estimated Completion Date: Q4 2018

ACCELERATED DIST. WM REPL. & SE REHAB. BX

MULTIPLE ADDRESSES
Estimated Construction Cost: \$20,000,000
Estimated Completion Date: Q4 2018

REHAB OF ASTORIA WATER TRUNK MAIN, QNS

MULTIPLE ADDRESSES
Estimated Construction Cost: \$22,190,000
Estimated Completion Date: Q4 2018

Project List

ACCELERATED DIST WM REPL. & SE REHAB. SI

MULTIPLE ADDRESSES
Estimated Construction Cost: \$17,000,000
Estimated Completion Date: Q4 2018

STORM & SANITARY SEWERS IN ROBINSON AVENUE

MULTIPLE ADDRESSES
Estimated Construction Cost: \$39,825,909
Estimated Completion Date: Q4 2018

TV INSPECTION AND CLEANING - CITYWIDE

MULTIPLE ADDRESSES
Estimated Construction Cost: \$1,928,848
Estimated Completion Date: Q4 2018

GREEN INFRASTRUCTURE IN TI-11 AND TI-22, QNS

MULTIPLE ADDRESSES
Estimated Construction Cost: \$12,942,000
Estimated Completion Date: Q1 2019

TRUNK WATER MAINS IN WEST 30TH STREET, PHASE II

MULTIPLE ADDRESSES
Estimated Construction Cost: \$37,683,676
Estimated Completion Date: Q1 2019

WATER MAIN REPLACEMENT AT W 170 STREET, MN

MULTIPLE ADDRESSES
Estimated Construction Cost: \$7,197,000
Estimated Completion Date: Q1 2019

FRANCIS LEWIS BLVD - 90TH AVE TO BRADDOCK AVE

MULTIPLE ADDRESSES
Estimated Construction Cost: \$55,331,596
Estimated Completion Date: Q1 2019

REPLACEMENT OF WM IN VARIOUS LOCATIONS (JWS), QNS

MULTIPLE ADDRESSES
Estimated Construction Cost: \$24,725,000
Estimated Completion Date: Q1 2019

REPLACEMENT OF WATER MAIN, ONDERDONK AVE, QNS

MULTIPLE ADDRESSES
Estimated Construction Cost: \$18,320,610
Estimated Completion Date: Q1 2019

SANITARY & STRM SEWER IN RAMBLE ROAD

MULTIPLE ADDRESSES
Estimated Construction Cost: \$35,292,777
Estimated Completion Date: Q1 2019

STORM & COMBINED SEWERS IN 229 STREET

MULTIPLE ADDRESSES
Estimated Construction Cost: \$19,793,000
Estimated Completion Date: Q1 2019

CONSTR OF STM & SAN SEWERS IN 119 AVE, QNS

MULTIPLE ADDRESSES
Estimated Construction Cost: \$12,348,000
Estimated Completion Date: Q1 2019

STORM & SANIT SEWERS IN WARDWELL AVENUE, SI

MULTIPLE ADDRESSES
Estimated Construction Cost: \$14,669,487
Estimated Completion Date: Q1 2019

REPLACE OF TRUNK WATER MAINS-ATLANTIC AVE

ATLANTIC AV, BROOKLYN, NY 11217
Estimated Construction Cost: \$4,775,000
Estimated Completion Date: Q2 2019

STM, SAN SEWERS & WM IN CONEY ISLAND AREA

MULTIPLE ADDRESSES
Estimated Construction Cost: \$44,443,446
Estimated Completion Date: Q2 2019

TRUNK WATER MAIN IN 2ND AVE.

MULTIPLE ADDRESSES
Estimated Construction Cost: \$36,714,925
Estimated Completion Date: Q2 2019

NEWTON CREEK NATURE WALK PHASE II - PIER

BROOKLYN, NY
Estimated Construction Cost: \$6,277,430
Estimated Completion Date: Q2 2019

REPLACEMENT OF WATER MAIN IN 135TH ST, QNS

MULTIPLE ADDRESSES
Estimated Construction Cost: \$35,893,040
Estimated Completion Date: Q2 2019

SAN & STM SEWERS IN PAGE AVENUE

MULTIPLE ADDRESSES
Estimated Construction Cost: \$40,615,174
Estimated Completion Date: Q2 2019

HLSS - FRESH CREEK, PHASE 1A

MULTIPLE ADDRESSES
Estimated Construction Cost: \$56,556,556
Estimated Completion Date: Q2 2019

“It’s a beautiful experience to be able to build projects that enhance communities and better the lives of our fellow neighbors.”

Charlie Jimenez-Hernandez
DDC Construction Project Manager
Ocean Breeze Riding Arena



Project List

COMB / HL STORM SEWER & WM WORK IN LEFFER BLVD
MULTIPLE ADDRESSES
Estimated Construction Cost: \$4,105,000
Estimated Completion Date: Q2 2019

NEW STORM SEWER EXTENSION IN EAGAN AVENUE, SI
MULTIPLE ADDRESSES
Estimated Construction Cost: \$4,266,000
Estimated Completion Date: Q2 2019

TRUNK & DIST. WM REPLMT IN LEONARD STREET
MULTIPLE ADDRESSES
Estimated Construction Cost: \$35,747,023
Estimated Completion Date: Q3 2019

CROTON FILTRATION PLANT
3545 JEROME AVENUE, THE BRONX, NY 10467
Estimated Construction Cost: \$55,392,962
Estimated Completion Date: Q3 2019

NEW 48" TRUNK WATER MAIN IN E 233 STREET
E 233 ST, THE BRONX, NY 10466
Estimated Construction Cost: \$8,233,500
Estimated Completion Date: Q3 2019

STM & SAN SEWER, BMP AND WM WORK IN HUSSON ST
MULTIPLE ADDRESSES
Estimated Construction Cost: \$35,564,000
Estimated Completion Date: Q3 2019

NEWTOWN CREEK NATURE WALK PHASE III - GARDEN
1 KINGSLAND AVENUE, BROOKLYN, NY 11211
Estimated Construction Cost: \$7,358,802
Estimated Completion Date: Q3 2019

REPLACEMENT OF WATER MAIN IN JAMAICA AVE, QNS
MULTIPLE ADDRESSES
Estimated Construction Cost: \$13,875,000
Estimated Completion Date: Q3 2019

WATER MAIN REPLACEMENT IN SOUTH CONDUIT AVE, QNS
MULTIPLE ADDRESSES
Estimated Construction Cost: \$5,395,000
Estimated Completion Date: Q3 2019

CHESTER AVENUE, STATEN ISLAND (W/SE-761)
MULTIPLE ADDRESSES
Estimated Construction Cost: \$12,951,000
Estimated Completion Date: Q3 2019

STRM & SAN SEWERS, WM WORK IN BAISLEY BLVD
MULTIPLE ADDRESSES
Estimated Construction Cost: \$28,489,200
Estimated Completion Date: Q3 2019

HLSS - FRESH CREEK
MULTIPLE ADDRESSES
Estimated Construction Cost: \$16,354,000
Estimated Completion Date: Q3 2019

HLSS - FRESH CREEK BASIN, PHASE 2B
MULTIPLE ADDRESSES
Estimated Construction Cost: \$34,513,000
Estimated Completion Date: Q3 2019

NEW STORM & COMBINED SEWERS IN 9TH STREET
MULTIPLE ADDRESSES
Estimated Construction Cost: \$9,610,000
Estimated Completion Date: Q3 2019

SAN. & STM. SEWERS IN HOLLIS AVE
MULTIPLE ADDRESSES
Estimated Construction Cost: TBD
Estimated Completion Date: Q3 2019

STM & COMB SEWERS IN 130TH ROAD
MULTIPLE ADDRESSES
Estimated Construction Cost: \$4,033,000
Estimated Completion Date: Q3 2019

STORM & SANITARY SEWERS IN FOCH BLVD
MULTIPLE ADDRESSES
Estimated Construction Cost: \$5,533,500
Estimated Completion Date: Q3 2019

SAN SEWER IN NAUGHTON AVE ETC + MAIN EXTN
MULTIPLE ADDRESSES
Estimated Construction Cost: \$4,736,000
Estimated Completion Date: Q3 2019

SAN & STRM SEWERS IN WALKER STREET, SI
MULTIPLE ADDRESSES
Estimated Construction Cost: \$2,711,000
Estimated Completion Date: Q3 2019

STORM & SANITARY SEWERS IN TRAVIS AREA
MULTIPLE ADDRESSES
Estimated Construction Cost: \$9,067,000
Estimated Completion Date: Q3 2019

Project List

STORM SEWER IN KING STREET, SI
MULTIPLE ADDRESSES
Estimated Construction Cost: \$3,406,000
Estimated Completion Date: Q3 2019

STORM & SANITARY SEWERS IN FOREST AVE, SI
MULTIPLE ADDRESSES
Estimated Construction Cost: \$3,174,750
Estimated Completion Date: Q3 2019

STORM SEWER & WM WORK IN ORCHARD LANE SOUTH, SI
MULTIPLE ADDRESSES
Estimated Construction Cost: \$704,000
Estimated Completion Date: Q3 2019

NEW WATER MAIN IN 33 AVE, QNS
MULTIPLE ADDRESSES
Estimated Construction Cost: \$71,268,761
Estimated Completion Date: Q4 2019

STM & SAN SWR, WILLET PT BLVD WHITESTONE AREA, PH2
MULTIPLE ADDRESSES
Estimated Construction Cost: \$13,279,000
Estimated Completion Date: Q4 2019

GUNITING & REPAIR OF 25 AVE SEWER-GRAVESEND BAY
25 AV, BROOKLYN, NY 11214
Estimated Construction Cost: \$2,359,800
Estimated Completion Date: Q4 2019

STORM & SANITARY SEWERS IN AMBOY ROAD & SOUTH RA
MULTIPLE ADDRESSES
Estimated Construction Cost: \$5,654,000
Estimated Completion Date: Q4 2019

TRUNK WATER MAIN IN ROCKAWAY BEACH BLVD, QNS
MULTIPLE ADDRESSES
Estimated Construction Cost: \$3,831,000
Estimated Completion Date: Q1 2020

STM, SAN SEWERS & WM IN CONEY ISLAND AREA
MULTIPLE ADDRESSES
Estimated Construction Cost: \$32,000,000
Estimated Completion Date: Q2 2020

TRUNK & DIST WM IN W 124TH STREET, MNS
MULTIPLE ADDRESSES
Estimated Construction Cost: \$23,605,000
Estimated Completion Date: Q2 2020

COMBINED SEWER IN 70TH STREET, QUEENS
MULTIPLE ADDRESSES
Estimated Construction Cost: \$32,854,000
Estimated Completion Date: Q2 2020

WM REPLMT EAST NEW YORK AVE
MULTIPLE ADDRESSES
Estimated Construction Cost: \$18,872,000
Estimated Completion Date: Q3 2020

REPLACEMENT OF 72" TRUNK WM IN FLATBUSH AVE
MULTIPLE ADDRESSES
Estimated Construction Cost: \$31,772,300
Estimated Completion Date: Q3 2020

RECONSTRUCTION OF WATER MAIN IN AVENUE S
MULTIPLE ADDRESSES
Estimated Construction Cost: \$14,444,100
Estimated Completion Date: Q3 2020

CONSTRUCTION OF SANIT, STORM SEWERS
MULTIPLE ADDRESSES
Estimated Construction Cost: \$29,452,000
Estimated Completion Date: Q3 2020

REPL. OF TRUNK & DIST. WM IN CYPRESS AVE, QNS
MULTIPLE ADDRESSES
Estimated Construction Cost: \$25,150,000
Estimated Completion Date: Q3 2020

SEWERS AND WATER MAINS IN ROCKLAND AVE, SI
MULTIPLE ADDRESSES
Estimated Construction Cost: \$19,909,000
Estimated Completion Date: Q3 2020

STORM SEWER OUTLET IN 225TH STREET, QNS
225 STREET, QUEENS, NY
Estimated Construction Cost: \$42,484,000
Estimated Completion Date: Q3 2020

STORM & SANIT SEWERS IN LIVERPOOL ST, QUEEN
MULTIPLE ADDRESSES
Estimated Construction Cost: \$43,315,938
Estimated Completion Date: Q3 2020

HIGH LEVEL STM SEWERS-GOWANUS CANAL AREA
MULTIPLE ADDRESSES
Estimated Construction Cost: \$9,600,000
Estimated Completion Date: Q3 2020

Project List

SANITARY & STORM SEWERS IN HALPIN AVE, STATEN IS.
MULTIPLE ADDRESSES
Estimated Construction Cost: \$11,969,000
Estimated Completion Date: Q3 2020

PUGSLEY CREEK RELIEF SEWER/REPAIR OF EXISTING WM
MULTIPLE ADDRESSES
Estimated Construction Cost: \$81,479,546
Estimated Completion Date: Q4 2020

REPLACEMENT OF WATER MAIN IN E 46TH & E 47TH ST
MULTIPLE ADDRESSES
Estimated Construction Cost: \$12,200,000
Estimated Completion Date: Q4 2020

NEW 36" TRUNK MAIN IN BROADWAY, MN
MULTIPLE ADDRESSES
Estimated Construction Cost: \$7,750,000
Estimated Completion Date: Q4 2020

REPLACEMENT OF WATER MAIN IN HOWARD BCH AREA
MULTIPLE ADDRESSES
Estimated Construction Cost: TBD
Estimated Completion Date: Q1 2021

MEADOWMERE/ WARNERVILLE AREA
MULTIPLE ADDRESSES
Estimated Construction Cost: TBD
Estimated Completion Date: Q2 2021

CONSTRUCTION OF BMP NC 6 AND 15, SI
MULTIPLE ADDRESSES
Estimated Construction Cost: \$31,527,500
Estimated Completion Date: Q3 2021

WATER MAIN WORK IN VARIOUS LOCATIONS
MULTIPLE ADDRESSES
Estimated Construction Cost: \$19,764,390
Estimated Completion Date: Q3 2021

STORM & SANITARY SEWERS IN BRUNSWICK AVENUE
MULTIPLE ADDRESSES
Estimated Construction Cost: TBD
Estimated Completion Date: Q3 2021

(CS-FC-SEW) PHASE 3B: H.L.S.S., STM & COMBINED SWR
MULTIPLE ADDRESSES
Estimated Construction Cost: \$42,967,000
Estimated Completion Date: Q3 2021

REPLACE OF COMBINED SEWER IN BURR AVE, BX
MULTIPLE ADDRESSES
Estimated Construction Cost: \$11,149,000
Estimated Completion Date: Q1 2022

STM & SAN SWR, WHITESTONE EXPWY SERV RD
MULTIPLE ADDRESSES
Estimated Construction Cost: \$11,333,000
Estimated Completion Date: Q1 2023

HLSS, STM, SAN & COMB SEWERS-135TH AVE, QNS
MULTIPLE ADDRESSES
Estimated Construction Cost: \$39,261,850
Estimated Completion Date: Q1 2024

STM & SAN SEWERS IN MINNIEFORD AVENUE AREA
MULTIPLE ADDRESSES
Estimated Construction Cost: \$2,252,100
Estimated Completion Date: Q1 2024

STORM & SANITARY SEWERS IN 224 STREET, QNS
MULTIPLE ADDRESSES
Estimated Construction Cost: \$35,068,000
Estimated Completion Date: Q3 2024

STORM, SANITARY & COMBINED SEWERS IN 138TH
MULTIPLE ADDRESSES
Estimated Construction Cost: \$73,282,900
Estimated Completion Date: Q2 2025

WATERMAIN REPLACE IN ORIENTAL BLVD, BKLYN
MULTIPLE ADDRESSES
Estimated Construction Cost: \$17,200,000
Estimated Completion Date: N/A*

NEWTOWN CREEK CLUSTER, QNS/BK
MULTIPLE ADDRESSES
Estimated Construction Cost: \$10,595,000
Estimated Completion Date: N/A*

CONSTRUCTION OF GREEN INFRA IN BROOKLYN
MULTIPLE ADDRESSES
Estimated Construction Cost: \$3,240,890
Estimated Completion Date: N/A*

CONSTRUCTION OF GREEN INFRA IN BROOKLYN
MULTIPLE ADDRESSES
Estimated Construction Cost: \$3,240,890
Estimated Completion Date: N/A*

*Design only project.

Project List

CONSTRUCTION OF GREEN INFRA IN BROOKLYN
MULTIPLE ADDRESSES
Estimated Construction Cost: \$3,240,890
Estimated Completion Date: N/A*

DSGN & CONST OF BIOSWALES & GREENSTREETS QUEENS
MULTIPLE ADDRESSES
Estimated Construction Cost: \$21,000,000
Estimated Completion Date: N/A*

WATER MAIM REPLACEMENT IN QUEENS BLVD, QUEENS
MULTIPLE ADDRESSES
Estimated Construction Cost: \$6,894,000
Estimated Completion Date: N/A*

EMERGENCY LINING CONTRACT - CITYWIDE
MULTIPLE ADDRESSES
Estimated Construction Cost: \$6,100,319
Estimated Completion Date: N/A*

CITYWIDE RECONSTRUCTION OF EXISTING SEWERS, CW
MULTIPLE ADDRESSES
Estimated Construction Cost: \$25,000,000
Estimated Completion Date: N/A*

VIT CLAY PIPE SEWERS - BROOKLYN
MULTIPLE ADDRESSES
Estimated Construction Cost: \$6,000,000
Estimated Completion Date: N/A*

VIT CLAY PIPE SEWERS - BROOKLYN
MULTIPLE ADDRESSES
Estimated Construction Cost: \$6,000,000
Estimated Completion Date: N/A*

VIT CLAY PIPE SEWERS - QUEENS
MULTIPLE ADDRESSES
Estimated Construction Cost: \$325,000
Estimated Completion Date: N/A*

VIT CLAY PIPE SEWERS - QUEENS
MULTIPLE ADDRESSES
Estimated Construction Cost: \$7,500,000
Estimated Completion Date: N/A*

RECONSTRUCTION OF EXISTING SEWERS, STATEN ISLAND
MULTIPLE ADDRESSES
Estimated Construction Cost: \$6,261,403
Estimated Completion Date: N/A*

VIT CLAY PIPE SEWERS - STATEN ISLAND
MULTIPLE ADDRESSES
Estimated Construction Cost: \$5,200,000
Estimated Completion Date: N/A*

*Design only project.

