

DAILY REPORT

10/14/2021

(Data from Wednesday, October 13, 2021)

SINGLE ADULTS	
Drop-in Center Clients Served	435
Drop-in Center Overnight Census	144
Faith Bed Census	21
Outreach Contacts	263
Outreach Placements	10
Safe Haven Utilization	1080
Veterans In Short-term Housing	118
Criminal Justice Short-term Housing	112

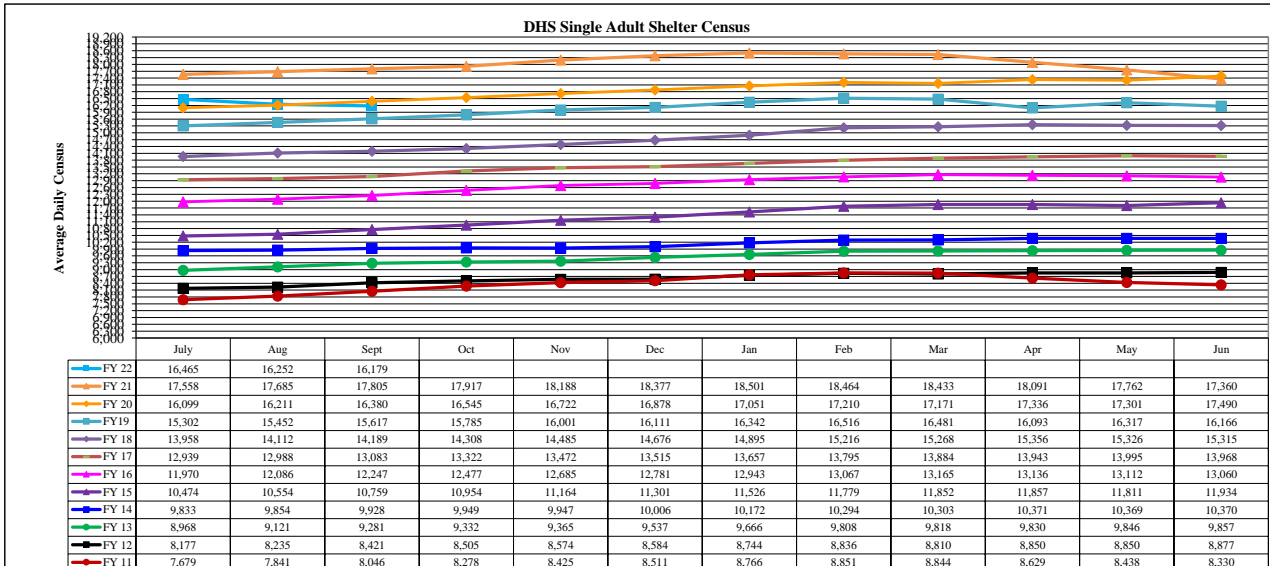
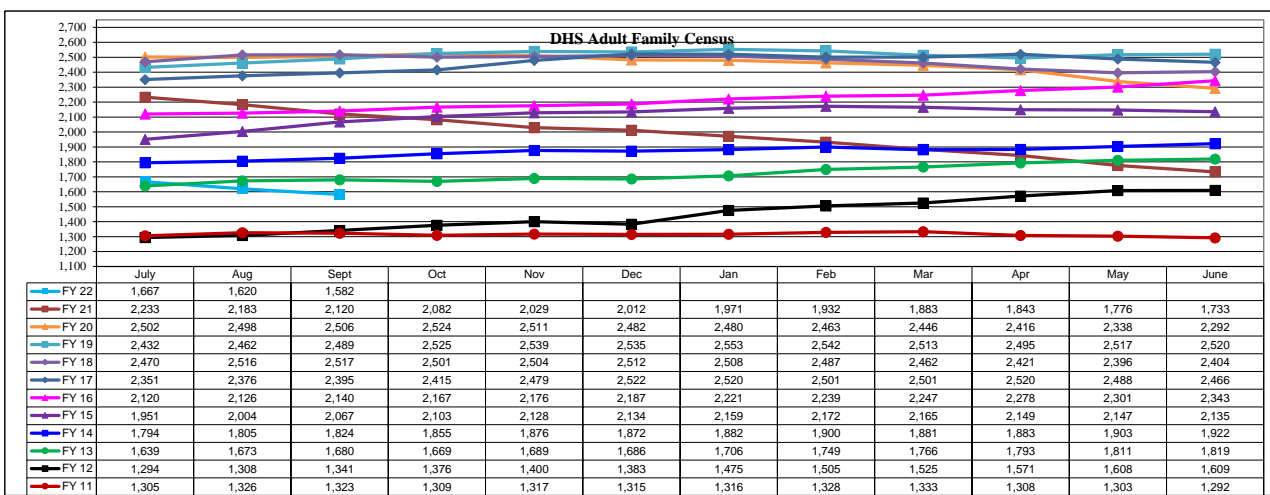
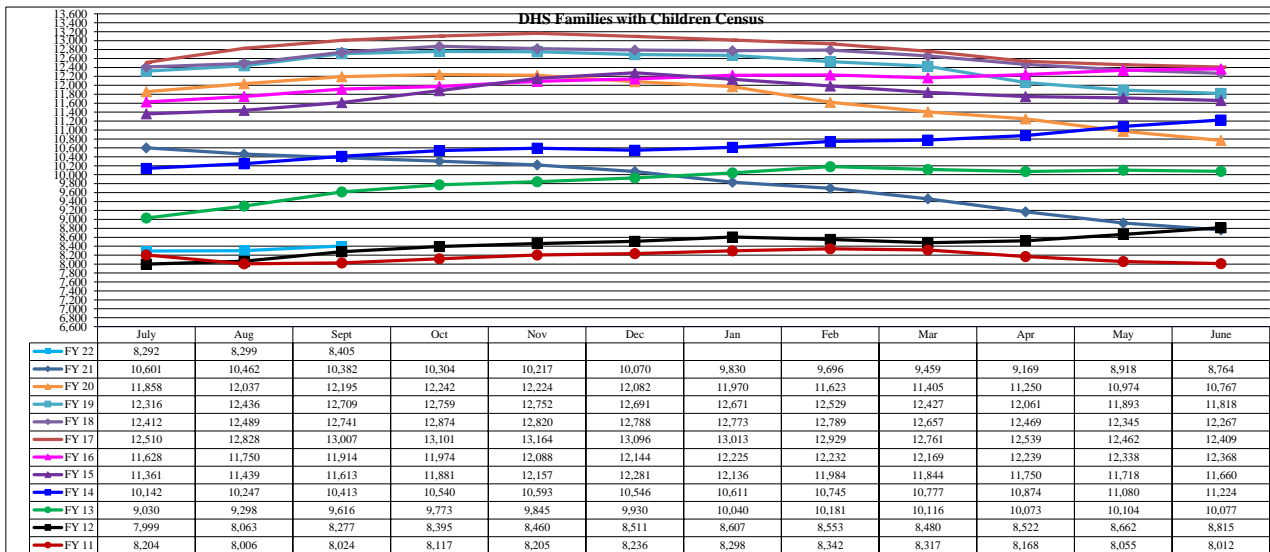
FAMILY INTAKE	
Families Requesting Temporary Housing at PATH	113
Adult Families Requesting Temporary Housing at AFIC	15
Families Placed in Overnight Accommodations	0
Families w/children at PATH Overnight (pre 10PM)	0

TOTAL SHELTER CENSUS	
Adults	31,068
Children	14,911
Total Individuals	45,979

SINGLE ADULTS	
Men	12,373
Women	4,101
Total Single Adults	16,474

FAMILIES WITH CHILDREN	
Families	8,590
Adults	11,270
Children	14,911
Individuals	26,181

ADULT FAMILIES CENSUS	
Families	1,584
Individuals (Adults)	3,324



*Due to data conversion the average monthly census for December 2011 and January 2012 for Families with Children and Adult Families is based upon data for a partial month.