

DAILY REPORT

10/16/2020

(Data from Thursday, October 15, 2020)

SINGLE ADULTS	
Drop-in Center Clients Served	309
Drop-in Center Overnight Census	92
Faith Bed Census	43
Outreach Contacts	143
Outreach Placements	22
Safe Haven Utilization	1092
Veterans In Short-term Housing	231
Criminal Justice Short-term Housing	111

Incomplete (4/6)
 Incomplete (4/6)
 Incomplete (4/6)

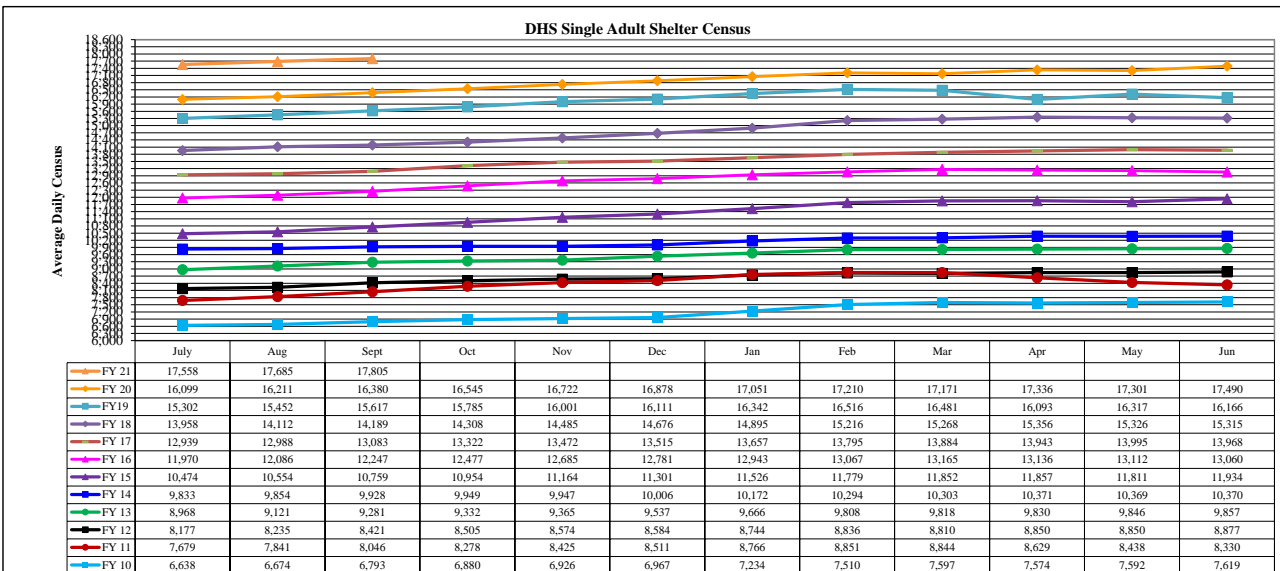
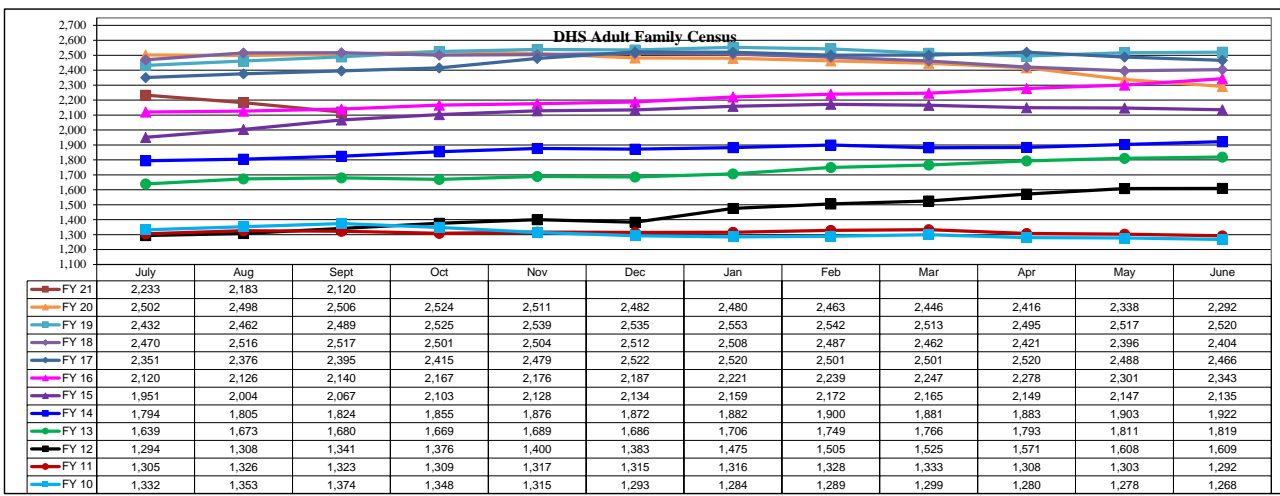
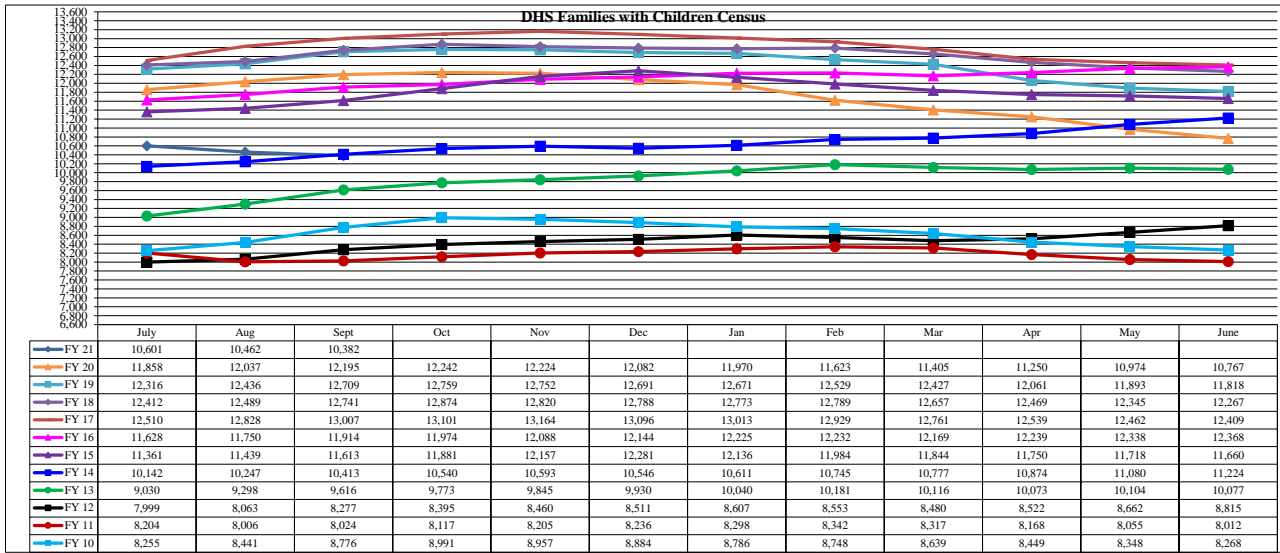
FAMILY INTAKE	
Families Requesting Temporary Housing at PATH	101
Adult Families Requesting Temporary Housing at AFIC	26
Families Placed in Overnight Accommodations	0
Families w/children at PATH Overnight (pre 10PM)	0

TOTAL SHELTER CENSUS	
Adults	35,960
Children	18,240
Total Individuals	54,200

SINGLE ADULTS	
Men	13,419
Women	4,514
Total Single Adults	17,933

FAMILIES WITH CHILDREN CENSUS	
Families	10,304
Adults	13,616
Children	18,240
Individuals	31,856

ADULT FAMILIES CENSUS	
Families	2,086
Individuals (Adults)	4,411



*Due to data conversion the average monthly census for December 2011 and January 2012 for Families with Children and Adult Families is based upon data for a partial month.