

DAILY REPORT

11/12/2020

(Data from Wednesday, November 11, 2020)

SINGLE ADULTS	
Drop-in Center Clients Served	435
Drop-in Center Overnight Census	153
Faith Bed Census	47
Outreach Contacts	276
Outreach Placements	19
Safe Haven Utilization	1100
Veterans In Short-term Housing	228
Criminal Justice Short-term Housing	122

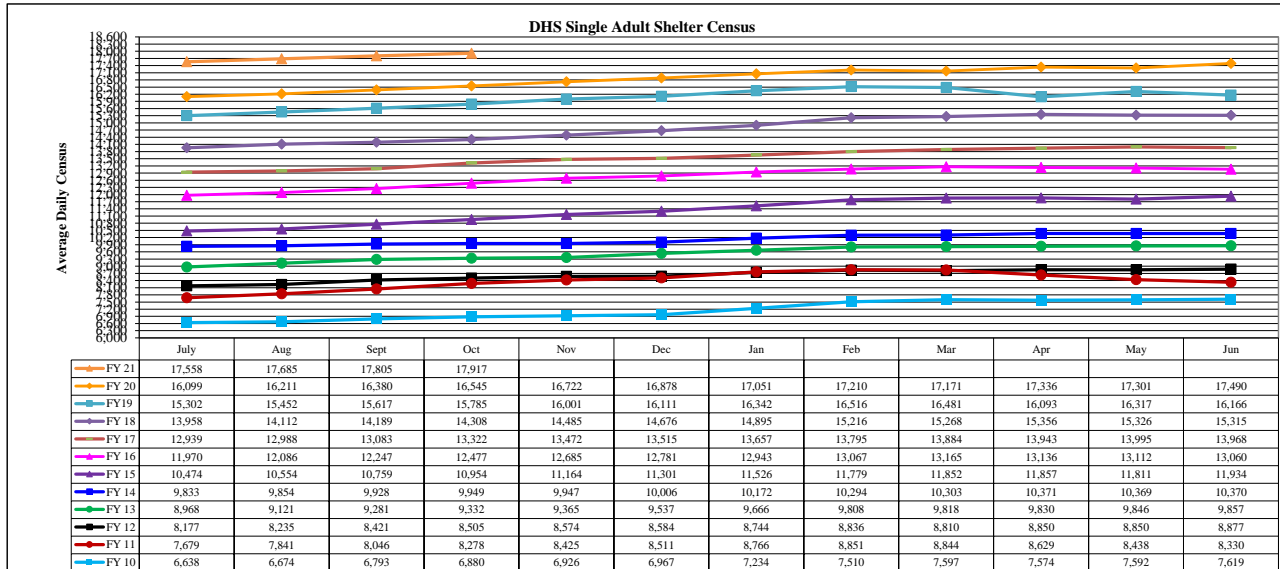
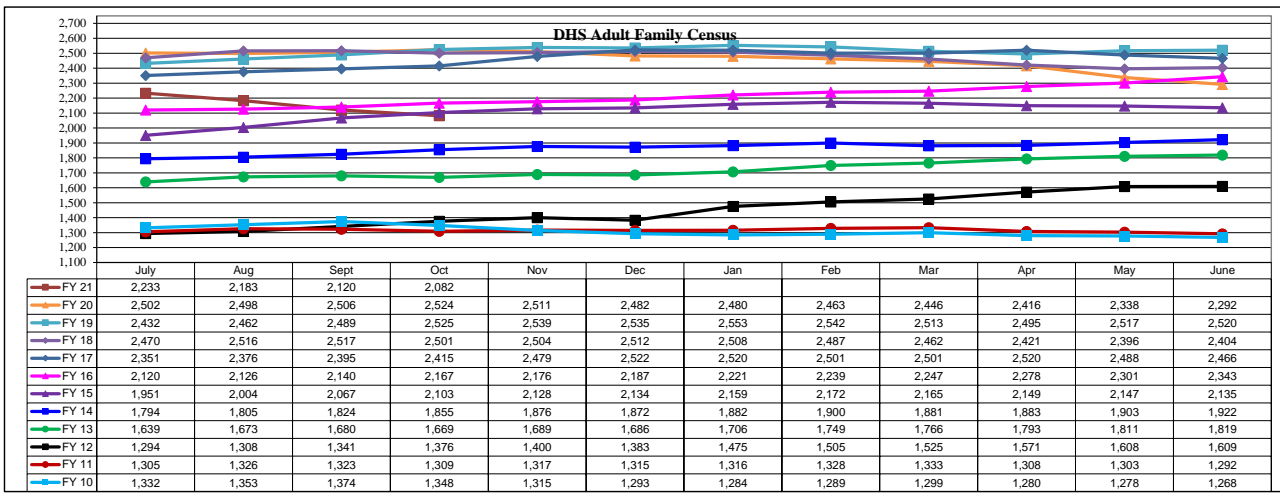
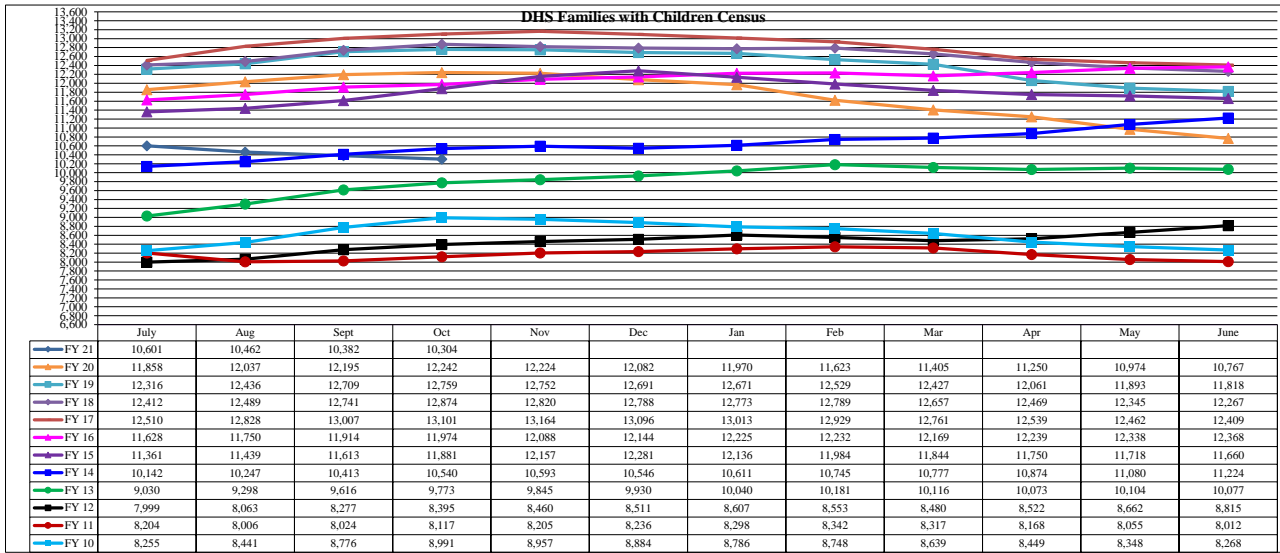
FAMILY INTAKE	
Families Requesting Temporary Housing at PATH	103
Adult Families Requesting Temporary Housing at AFIC	27
Families Placed in Overnight Accommodations	0
Families w/children at PATH Overnight (pre 10PM)	0

TOTAL SHELTER CENSUS	
Adults	35,933
Children	17,984
Total Individuals	53,917

SINGLE ADULTS	
Men	13,682
Women	4,543
Total Single Adults	18,225

FAMILIES WITH CHILDREN CENSUS	
Families	10,202
Adults	13,443
Children	17,984
Individuals	31,427

ADULT FAMILIES CENSUS	
Families	2,020
Individuals (Adults)	4,265



*Due to data conversion the average monthly census for December 2011 and January 2012 for Families with Children and Adult Families is based upon data for a partial month.