

DAILY REPORT

6/7/2022

(Data from Monday, June 06, 2022)

SINGLE ADULTS	
Drop-in Center Clients Served	444
Drop-in Center Overnight Census	153
Faith Bed Census	27
Outreach Contacts	260
Outreach Placements	22
Safe Haven Utilization	1498
Veterans In Short-term Housing	173
Criminal Justice Short-term Housing	86

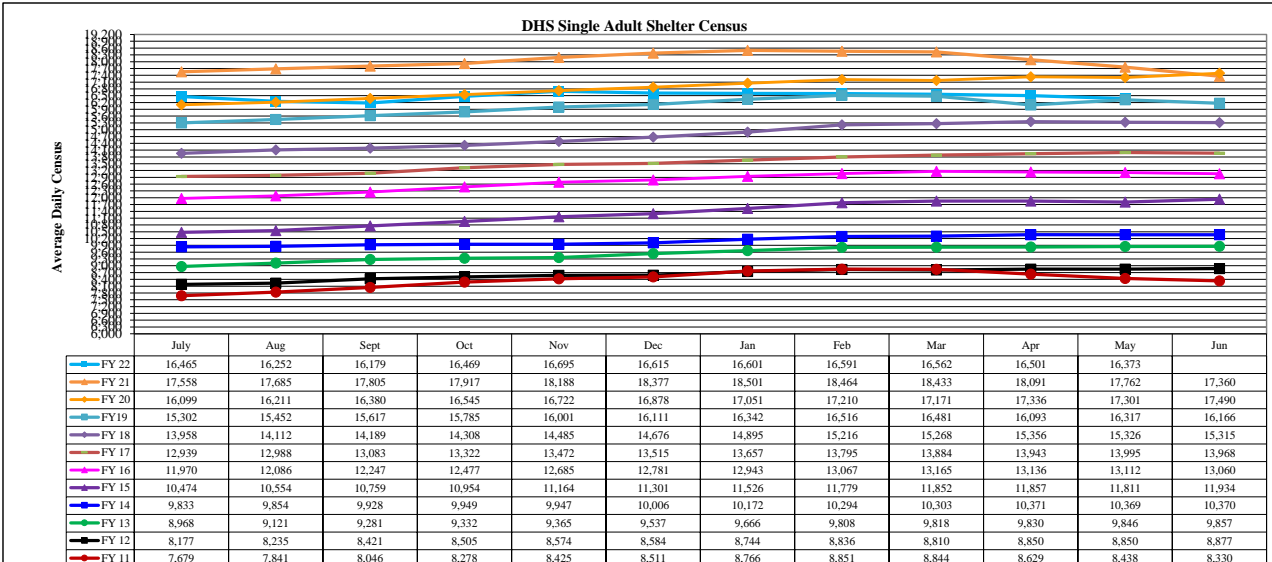
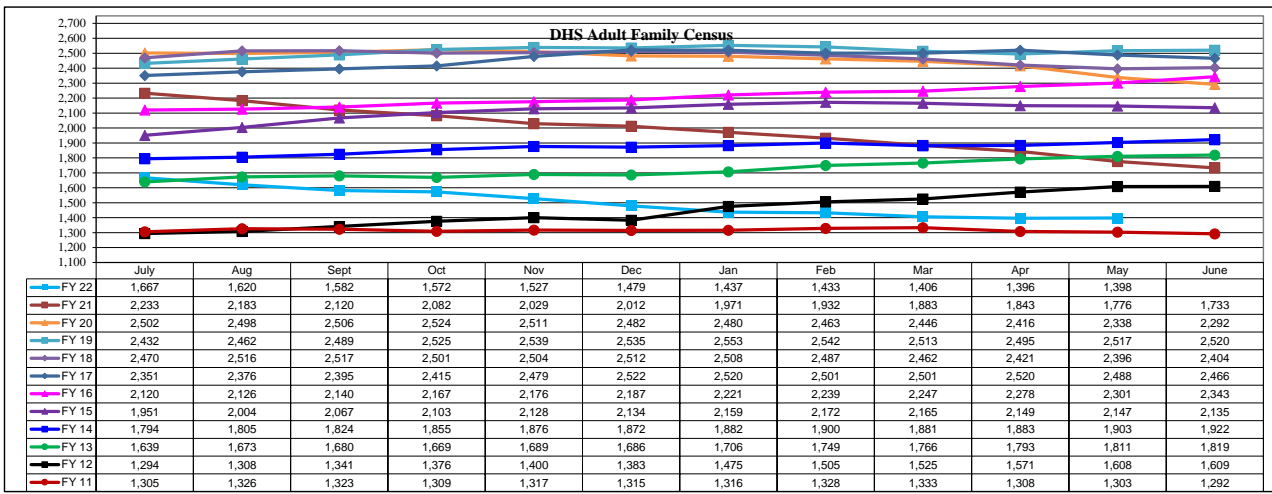
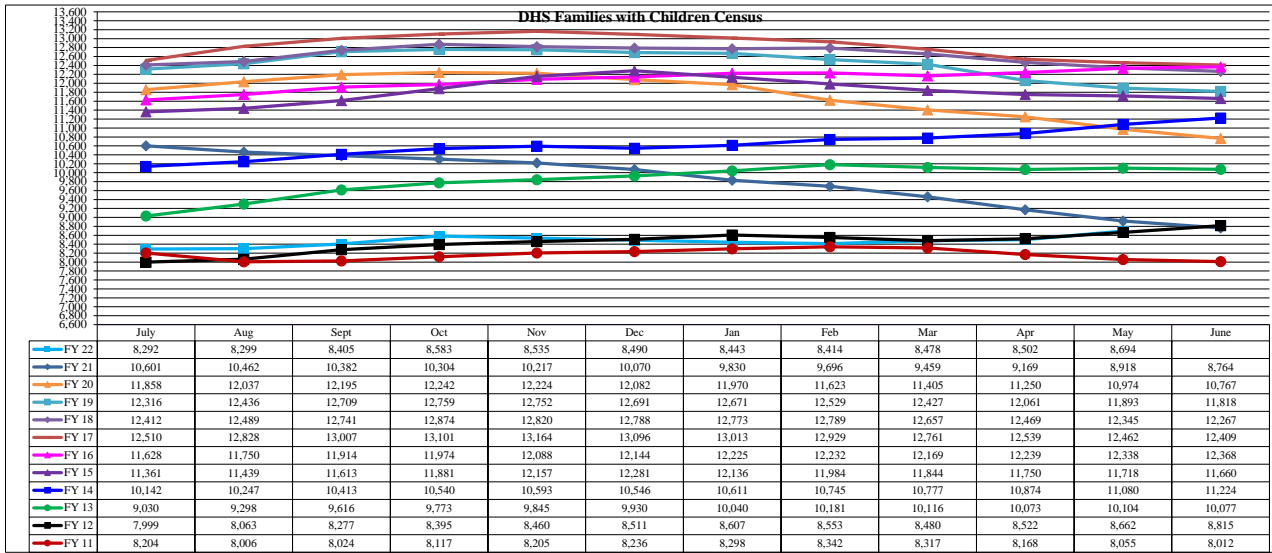
FAMILY INTAKE	
Families Requesting Temporary Housing at PATH	111
Adult Families Requesting Temporary Housing at AFIC	7
Families Placed in Overnight Accommodations	0
Families w/children at PATH Overnight (pre 10PM)	0

TOTAL SHELTER CENSUS	
Adults	31,200
Children	15,181
Total Individuals	46,381

SINGLE ADULTS	
Men	12,266
Women	4,037
Total Single Adults	16,303

FAMILIES WITH CHILDREN	
Families	8,874
Adults	11,944
Children	15,181
Individuals	27,125

ADULT FAMILIES CENSUS	
Families	1,406
Individuals (Adults)	2,953



*Due to data conversion the average monthly census for December 2011 and January 2012 for Families with Children and Adult Families is based upon data for a partial month.