



BILL DE BLASIO
MAYOR

CIVILIAN COMPLAINT REVIEW BOARD
100 CHURCH STREET 10th FLOOR
NEW YORK, NEW YORK 10007 ♦ TELEPHONE (212) 912-7235
www.nyc.gov/ccrb



FREDERICK DAVIE
CHAIR

Executive Director's Monthly Report
September 2021
(Statistics for August 2021)

Contents

Executive Summary	2
Glossary	3
Complaints Received	4
CCRB Cases Received By Borough and Precinct	5
Allegations Received	7
CCRB Docket	10
Body Worn Camera Footage Requests	12
Closed Cases	13
Resolving Cases	13
Dispositions / Case Abstracts	14
Dispositions - Full Investigations	16
Dispositions - All CCRB Cases	17
Dispositions - Allegations	18
Substantiation Rates	21
Substantiation Rates and Video	22
Disposition for Substantiated Complaints	23
Board Discipline Recommendations for Substantiated Officers	24
Truncations	28
Complaints by PSA	29
Mediation Unit	31
Administrative Prosecution Unit	33
NYPD Discipline	34
Appendix	38

Executive Summary

The Civilian Complaint Review Board (“CCRB”) is an independent municipal Agency that investigates complaints of NYPD misconduct. Every month, the CCRB prepares an Executive Director report for its public meeting. Data for August 2021 included the following highlights:

- 1) Of the cases in the CCRB active investigations docket, 36% have been open for 4 months or fewer, and 52% have been open for 7 months or fewer (page 10). In August, the CCRB opened 304 new cases (page 4), and currently has a total open docket of 3,346 cases (page 11).
- 2) The CCRB substantiated allegations in 32% of its fully investigated cases (page 16).
- 3) The CCRB fully investigated 43% of the cases it closed in August (page 13) and resolved (fully investigated, mediated or attempted mediation) 48% of the cases it closed (page 17). The Agency's truncation rate was 39% (page 13). This is primarily driven by uncooperative complainants/alleged victims, or witnesses.
- 4) For August, investigations using video evidence resulted in substantiated allegations in 36% of cases - compared to 18% of cases in which video was not available (page 21-22).
- 5) The Monthly Report includes a breakdown of complaints and substantiations by NYPD precinct and borough of occurrence (pages 5-6, 25-27).
- 6) In August the Police Commissioner finalized 3 decision(s) against police officers in Administrative Prosecution Unit (APU) cases; 3 were guilty verdicts won by the APU (page 33). The CCRB's APU prosecutes the most serious allegations of misconduct. The APU conducted 13 trials against members of the NYPD year-to-date; no trials were conducted against respondent officers in August.

Finally, the Monthly Report contains a Table of Contents, Glossary, and Appendix, all meant to assist readers in navigating this report. The CCRB is committed to producing monthly reports that are valuable to the public, and welcomes feedback on how to make its data more accessible.

Glossary

In this glossary we have included a list of terms that regularly appear in our reports.

Allegation: An allegation is a specific act of misconduct. The same “complaint” can have multiple allegations – excessive force and discourteous language, for example. Each allegation is reviewed separately during an investigation.

APU: The Administrative Prosecution Unit is the division of the CCRB that has prosecuted “charges” cases since April 2013, after the signing of a 2012 Memorandum of Understanding between the CCRB and NYPD.

Board Panel: The “Board” of the CCRB has 15 members. Following a completed investigation by the CCRB staff, three Board members, sitting as a Board Panel, will make a finding on whether misconduct occurred and will make a recommendation on what level of penalty should follow.

Case/Complaint: For the purposes of CCRB data, a “case” or “complaint” is defined as any incident within the Agency’s jurisdiction, brought to resolution by the CCRB. Cases/Complaints thus include truncations, fully investigated or ongoing cases, mediations, and completed investigations pending Board Panel review.

Disposition: The Board’s finding as to the outcome of a case (i.e. if misconduct occurred).

FADO: Under the City Charter, the CCRB has jurisdiction to investigate the following categories of police misconduct: Force, Abuse of Authority, Discourtesy, and Offensive Language, collectively known as “FADO”.

Intake: CCRB’s intake team initially handles complaints from the public. Intake takes complaints that come via live phone calls, voicemails, an online complaint form, or in-person.

Investigation: CCRB investigators gather evidence and interview witnesses to prepare reports on misconduct allegations. An investigation ends when a closing report is prepared detailing the evidence and legal analysis, and the case is given to the Board for disposition.

Mediation: A complainant may mediate his or her case with the subject officer, in lieu of an investigation, with the CCRB providing a neutral, third-party mediator.

Truncation: When a complaint is withdrawn or there is no complainant/alleged victim available for an interview, the investigation is “truncated.”

Closed Pending Litigation: Sometimes when a complainant is involved in criminal or civil litigation, their attorney advises against making sworn statements until the conclusion of the court case. When a complainant declines to cooperate with an investigation on the advice of their attorney, the complaint disposition is "Closed Pending Litigation." Prior to January 2021, "Closed Pending Litigation" complaints were counted as truncations in CCRB reporting. In January 2021 the CCRB Board decided that "Closed Pending Litigation" complaints should no longer be counted as truncations.

Complaints Received

The CCRB’s Intake team processes misconduct complaints from the public and referrals from the NYPD. Under the New York City Charter, the CCRB’s jurisdiction is limited to allegations of misconduct related to Force, Abuse of Authority, Discourtesy and Offensive Language. All other complaints are referred to the appropriate agency. Figure 1 refers to all complaints that the CCRB receives and Figures 2 and 3 refer to new cases that remain with the Agency. In August 2021, the CCRB initiated 304 new complaints.

Figure 1: Total Intake by Month (January 2020 - August 2021)

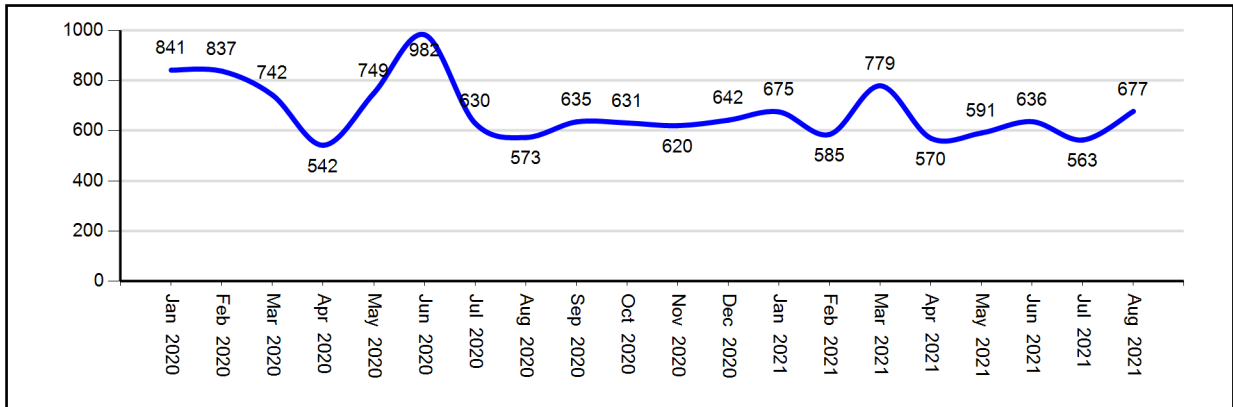


Figure 2: New CCRB Complaints by Month (January 2020 - August 2021)

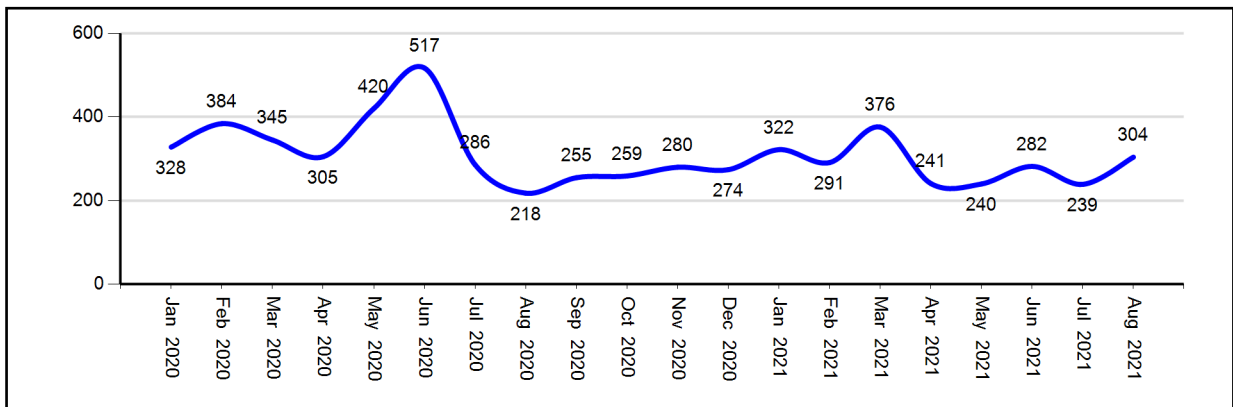
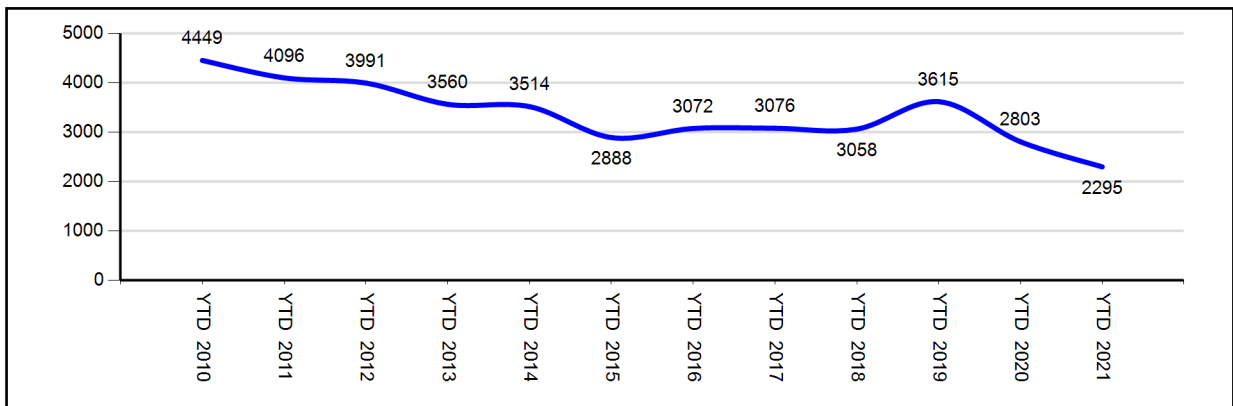


Figure 3: New CCRB Complaints by Year (YTD 2010 - YTD 2021)



CCRB Cases Received by Borough and Precinct

Of the five boroughs, the largest number of misconduct complaints stemmed from incidents occurring in Brooklyn, followed by Manhattan. The 60th Precinct and 75th Precinct had the highest number at 11 incidents.

Figure 4: CCRB Complaints Received By Borough of Occurrence (August 2021)

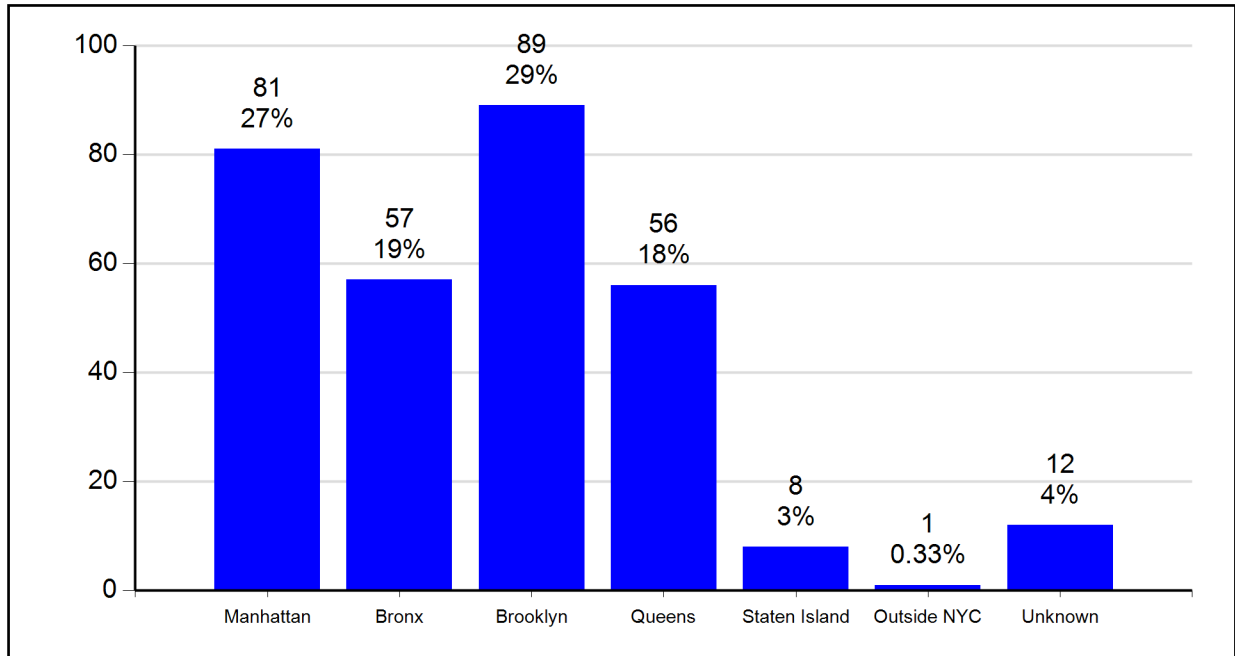


Figure 5: CCRB Complaints Received By Borough of Occurrence (YTD 2021)

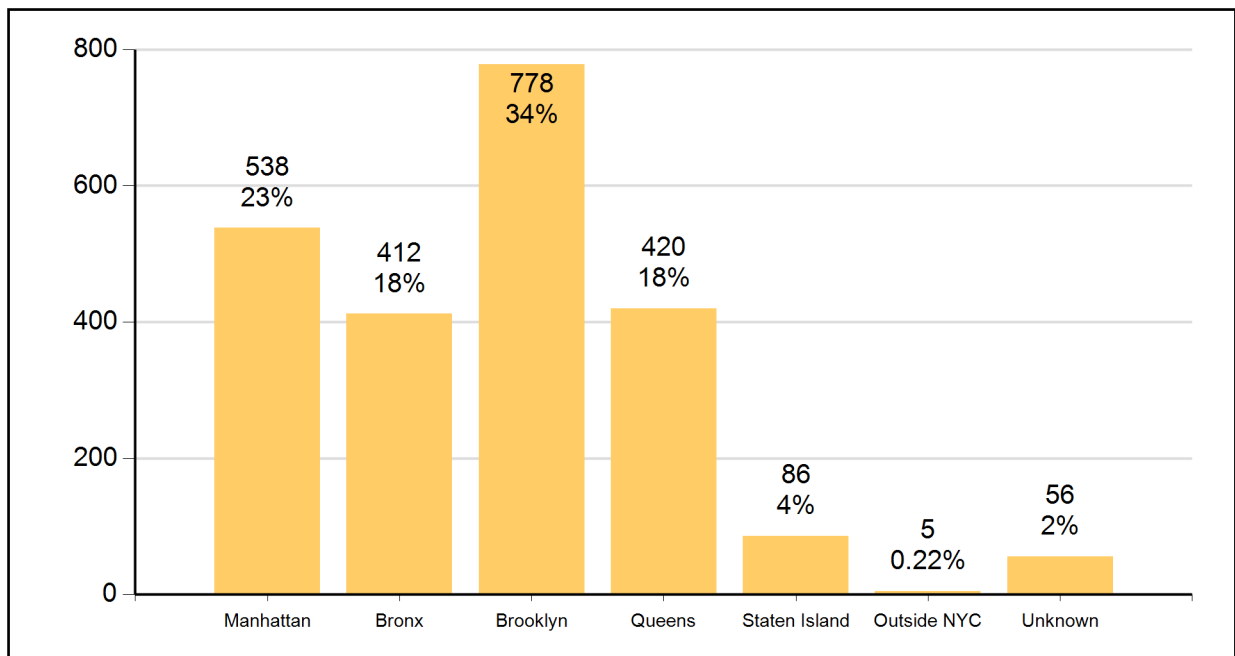


Figure 6: CCRB Complaints Received By Precinct of Occurrence (August 2021)

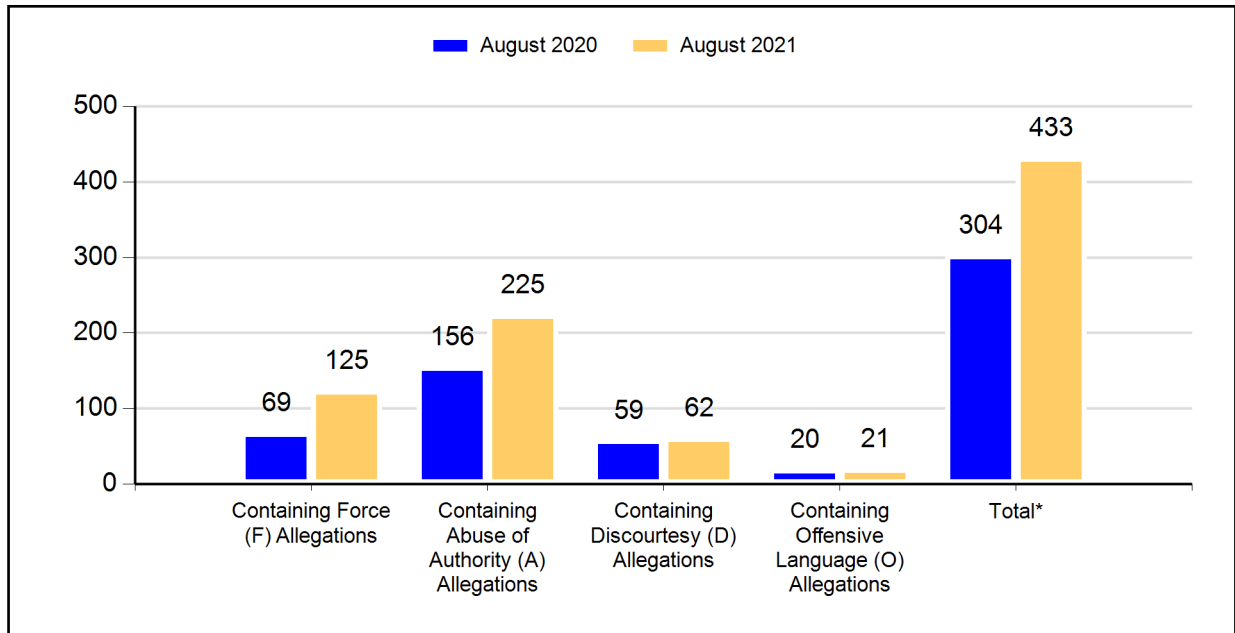
NYPD Precinct of Occurrence*	Number of Complaints	NYPD Precinct of Occurrence*	Number of Complaints
1	3	67	2
5	3	68	2
6	4	69	4
7	5	70	4
9	2	71	4
10	4	72	1
13	1	73	7
14	7	75	11
17	4	76	1
18	2	77	2
19	6	79	5
20	2	81	6
23	4	83	4
24	3	84	3
25	4	88	2
26	5	90	6
28	2	94	1
30	4	100	2
32	6	101	3
33	4	102	5
34	5	103	7
40	2	104	4
41	6	105	3
42	5	106	3
43	5	107	1
44	5	108	3
45	5	109	2
46	4	110	1
47	6	112	6
48	5	113	4
49	2	114	7
50	5	115	5
52	4	120	1
60	11	121	1
61	1	122	5
62	2	123	1
63	4	Unknown	21
66	2		

*These figures track where an incident occurred, not necessarily the Command of the officer. Please review Figures 65A-65Q for Command Level data for cases closed in 2021.

Allegations Received

As described in the previous section, the CCRB has jurisdiction over four categories of NYPD misconduct. In comparing August 2020 to August 2021, the number of complaints containing an allegation of Force is up, Abuse of Authority complaints are up, Discourtesy are up and Offensive Language are up. Figures for the year-to-date comparison show that in 2021, complaints containing an allegation of Force are down, Abuse of Authority are down, Discourtesy are down and Offensive Language are down.

Figure 7: CCRB Complaints Received By Type of Allegation (August 2020 vs. August 2021)



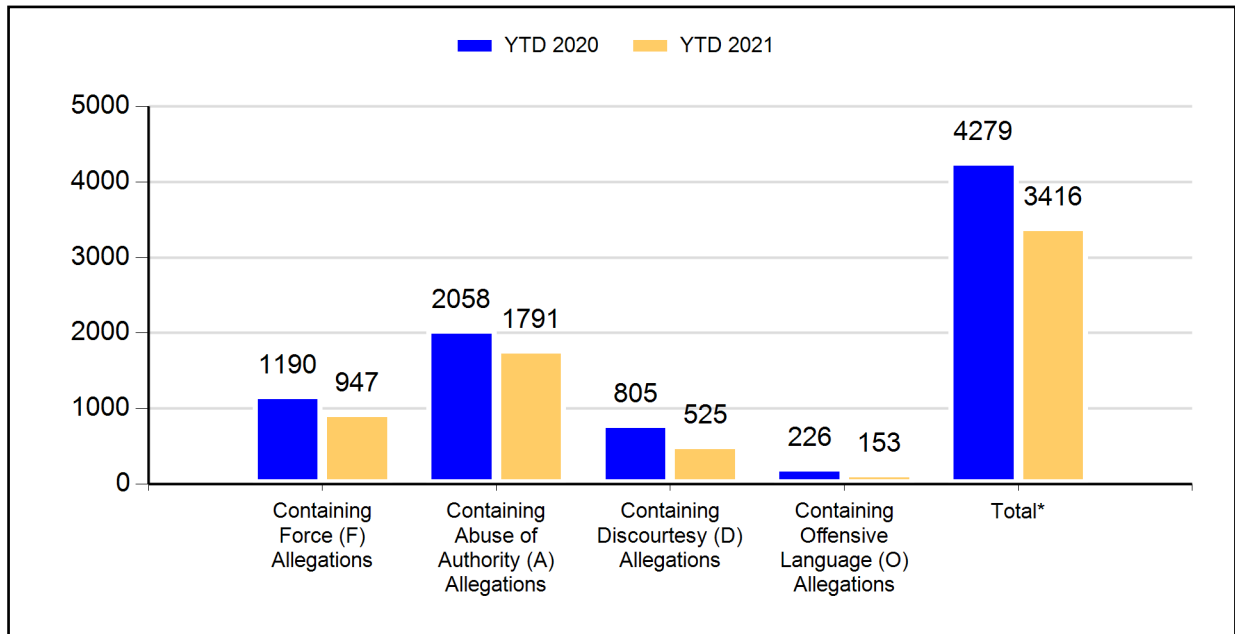
*This is the total of distinct FADO allegation types in complaints received.

Figure 8: CCRB Complaints Received By Type of Allegation (% of Complaints)

	August 2020		August 2021		Change	% Change
	Count	% of Total Complaints	Count	% of Total Complaints		
Force (F)	69	32%	125	41%	56	81%
Abuse of Authority (A)	156	72%	225	74%	69	44%
Discourtesy (D)	59	27%	62	20%	3	5%
Offensive Language (O)	20	9%	21	7%	1	5%
Total FADO Allegations	304		433		129	42%
Total Complaints	218		304		86	39%

Note: the number of allegations in recently received complaints typically grows somewhat as the complaints are investigated.

Figure 9: CCRB Complaints Received By Type of Allegation (YTD 2020 vs. YTD 2021)



*This is the total of distinct FADO allegation types in complaints received.

Figure 10: CCRB Complaints Received By Type of Allegation YTD (% of Complaints)

	YTD 2020		YTD 2021		Change	% Change
	Count	% of Total Complaints	Count	% of Total Complaints		
Force (F)	1190	42%	947	41%	-243	-20%
Abuse of Authority (A)	2058	73%	1791	78%	-267	-13%
Discourtesy (D)	805	29%	525	23%	-280	-35%
Offensive Language (O)	226	8%	153	7%	-73	-32%
Total FADO Allegations	4279		3416		-863	-20%
Total Complaints	2803		2295		-508	-18%

Note: the number of allegations in recently received complaints typically grows somewhat as the complaints are investigated.

Figure 11: Total Allegations (% of Total Allegations)

	August 2020		August 2021		Change	% Change
	Count	% of Total Allegations	Count	% of Total Allegations		
Force (F)	191	26%	281	29%	90	47%
Abuse of Authority (A)	434	58%	583	60%	149	34%
Discourtesy (D)	94	13%	82	8%	-12	-13%
Offensive Language (O)	25	3%	32	3%	7	28%
Total Allegations	744		978		234	31%
Total Complaints	218		304		86	39%

Figure 12: Total Allegations YTD (% of Total Allegations)

	YTD 2020		YTD 2021		Change	% Change
	Count	% of Total Allegations	Count	% of Total Allegations		
Force (F)	3378	27%	2216	25%	-1162	-34%
Abuse of Authority (A)	7430	60%	5704	64%	-1726	-23%
Discourtesy (D)	1313	11%	743	8%	-570	-43%
Offensive Language (O)	305	2%	199	2%	-106	-35%
Total Allegations	12426		8862		-3564	-29%
Total Complaints	2803		2295		-508	-18%

The number of allegations in recently received complaints typically grows as the complaints are investigated.

CCRB Docket

As of the end of August 2021, 36% of active CCRB cases are fewer than five months old, and 52% active cases have been open for fewer than eight months.

Figure 13: Age of Active Cases Based on Received Date (August 2021)

Case Age Group	Count	% of Total
Cases 0-4 Months	1129	36.2%
Cases 5-7 Months	488	15.7%
Cases 8-11 Months	462	14.8%
Cases 12-18 Months*	848	27.2%
Cases Over 18 Months**	189	6.1%
Total	3116	100%

*12-18 Months: 24 cases that were reopened; 6 cases that were on DA Hold.

**Over18 Months: 15 cases that were reopened; 3 cases that were on DA Hold.

Figure 14: Age of Active Cases Based on Incident Date (August 2021)

	Count	% of Total
Cases 0-4 Months	976	31.3%
Cases 5-7 Months	490	15.7%
Cases 8-11 Months	473	15.2%
Cases 12-18 Months*	901	28.9%
Cases Over 18 Months**	276	8.9%
Total	3116	100%

*12-18 Months: 20 cases that were reopened; 6 cases that were on DA Hold.

**Over18 Months: 20 cases that were reopened; 3 cases that were on DA Hold.

An active case is here defined as an investigation; cases in mediation are excluded.

Figure 15: Number of Active Investigations (January 2020 - August 2021)

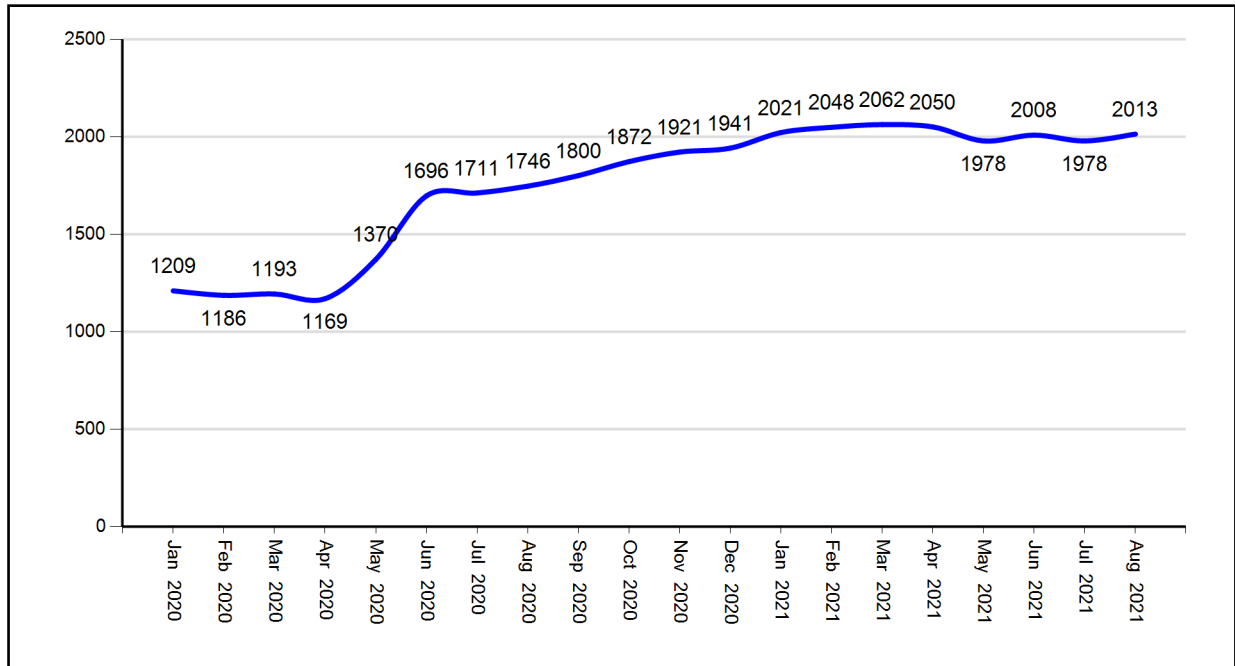


Figure 16: Open Docket Analysis

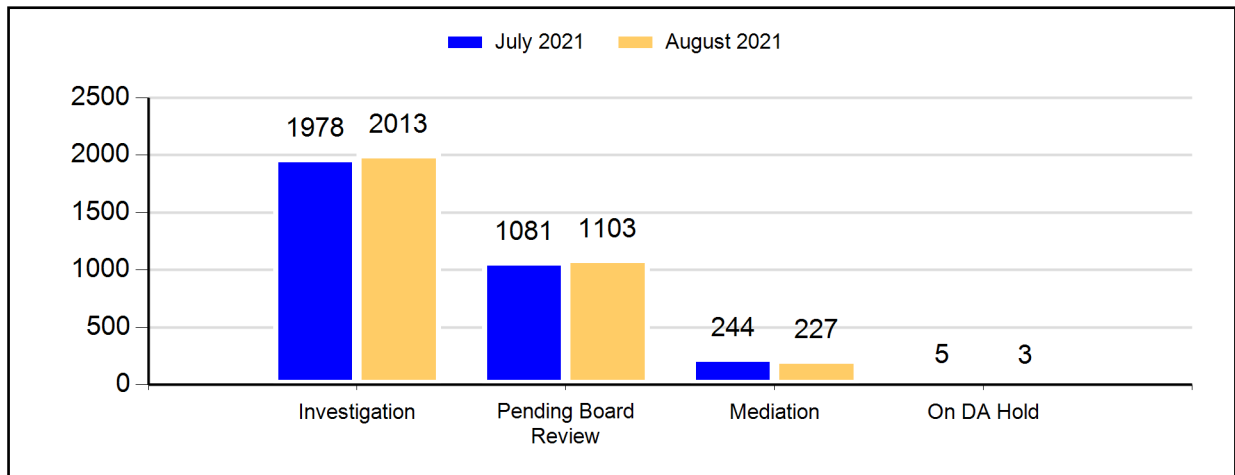


Figure 17: Open Docket Analysis with % Change

	July 2021		August 2021		Change	% Change
	Count	% of Total	Count	% of Total		
Investigations	1978	60%	2013	60%	35	2%
Pending Board Review	1081	33%	1103	33%	22	2%
Mediation	244	7%	227	7%	-17	-7%
On DA Hold	5	0%	3	0%	-2	-40%
Total	3308		3346		38	1%

Body Worn Camera Footage Requests

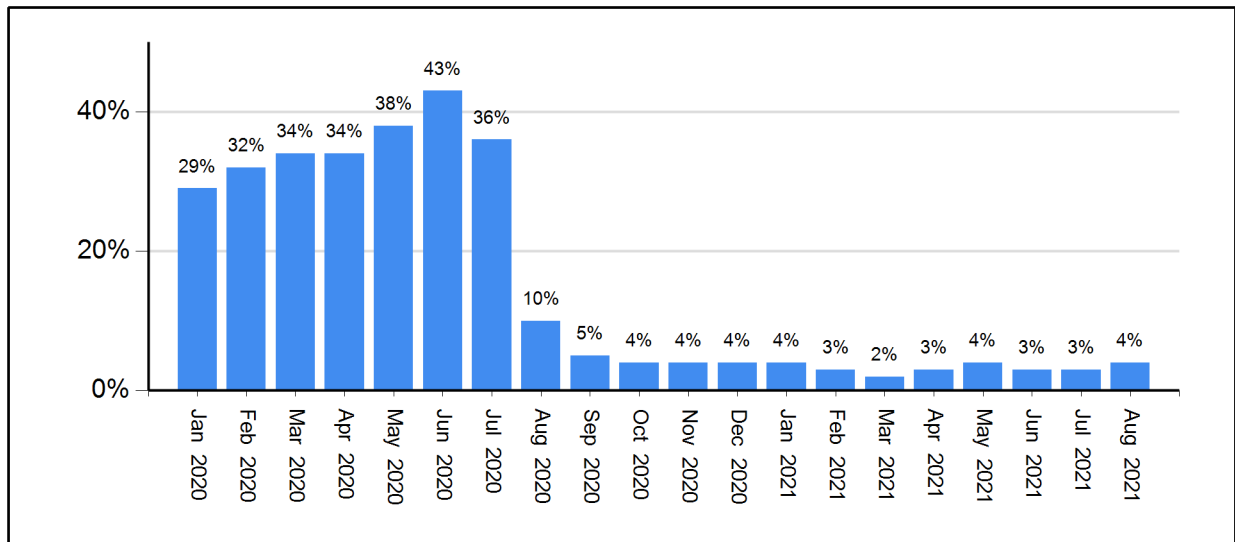
Since the widespread roll out of body worn cameras in 2018, the collection of footage from these cameras has become an integral part of CCRB investigations.

The timeliness of the response to BWC footage requests has a direct impact on the length of time it takes to complete an investigation. The longer it takes to fulfill BWC requests, the longer CCRB investigations remain on the open docket.

Figure 18: Pending Requests for BWC Footage

Days Pending	BWC Requests	% of Total
00 <= Days < 30	104	74.8%
30 <= Days < 60	6	4.3%
60 <= Days < 90	2	1.4%
90 >= Days	27	19.4%
Total	139	100%

Figure 19: Percentage of Open Investigations Docket with Pending BWC Requests (January 2020 - August 2021)

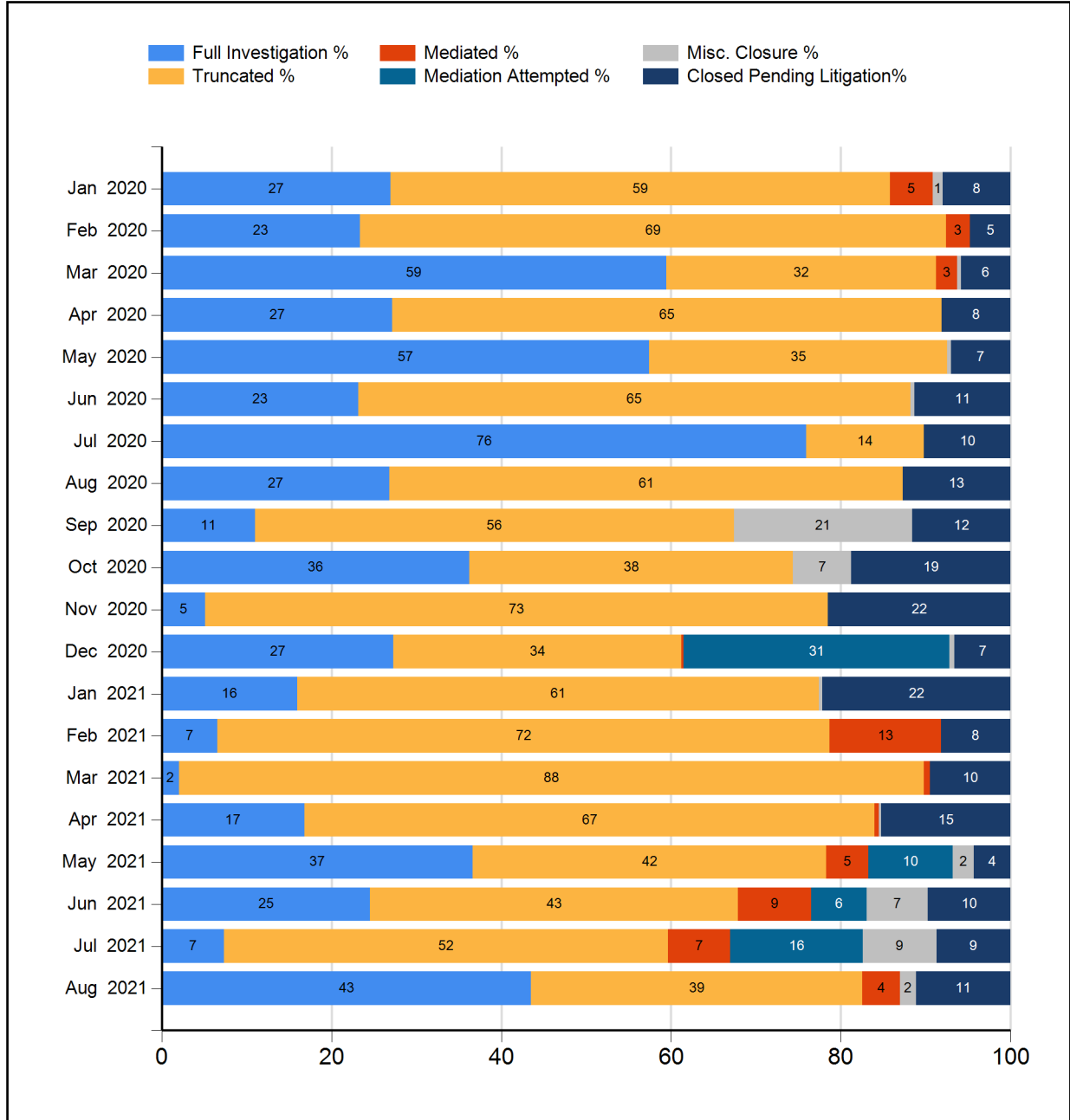


Closed Cases

Resolving Cases

In August 2021, the CCRB fully investigated 43% of the cases it closed, and resolved (fully investigated, mediated or mediation attempted) 48% of the cases it closed.

Figure 20: Case Resolutions (January 2020 - August 2021) (%)



Dispositions

Cases fully investigated by the CCRB generally receive one of five outcomes:

- If the alleged misconduct is found to have occurred, based on the preponderance of the evidence, the allegation is **substantiated**.
- If there is not enough evidence to determine whether or not the alleged misconduct occurred, the allegation is **unsubstantiated**.
- If the preponderance of the evidence suggests that the event or alleged act did not occur, the allegation is **unfounded**.
- If the event did occur, but was not improper by a preponderance of evidence, the allegation is **exonerated**.
- If the CCRB was unable to identify any of the officers accused of misconduct, the case is closed as **officer unidentified**.

Additionally, a case might be **mediated**, with the subject officer and complainant discussing the incident in the presence of a neutral third-party moderator, or closed as **mediation attempted**, the designation for a case in which both the officer and the civilian agree to mediate, but the civilian fails to appear twice for the scheduled mediation session or fails to respond to attempts to schedule a mediation session. Finally, a case that cannot be fully investigated due to complainant/alleged victim unavailability or lack of cooperation is **truncated**.

Case Abstracts

The following case abstracts are taken from complaints closed this month and serve as examples of what the different CCRB dispositions mean in practice:

1. Substantiated

An individual who had been released after an arrest went back to the precinct with her daughter to retrieve her belongings and her vehicle. While she was inside the precinct an unknown officer drove the individual's vehicle and parked it on the precinct's driveway. The individual's daughter told her mother that an officer was issuing the vehicle a ticket. The individual left the precinct and went to the subject officer and asked him why he was issuing a ticket. The officer said that she had parked her car in a no parking zone. The individual stated that it was an officer who parked her car there. The subject officer stated that it was too late and told the individual to move her vehicle before he gave her another ticket for disorderly conduct and obstructing governmental administration. The individual moved her vehicle. NY Penal Law §195.05 states that an individual is guilty of governmental administration if the individual intentionally obstructs, impairs or perverts the administration of law or other governmental function or prevents or attempts to prevent a public servant from performing an official function by means of intimidation, physical force or interference, or by means of any independently unlawful act and NY Penal Law §240.20 states that a person is guilty of disorderly conduct when, with intent to cause public inconvenience, annoyance or alarm, or recklessly creating a risk thereof.

The subject officer stated that he saw the individual's car in the driveway of the precinct and it prevented him and another officer from leaving the precinct. He stated that he saw a passenger in the vehicle – identified as the individual's daughter and asked her to move the car. She did not do so. He made no effort to ascertain who the owner of the vehicle was, and who had parked it in the precinct driveway. He also did not issue any instructions to the individual when she came out of the stationhouse. Police records shows that the individual's vehicle was released to her at 8:52 am and the subject officer issued the parking ticket at 9:07 am. He admitted that when the individual exited the precinct and approached him, he told her that he would issue her a ticket for disorderly conduct or for obstructing governmental administration. Finally, the officer stated that the individual moved her car. The investigation determined that the officer's threat to issue the individual a summons was excessive and unjustified. The Board substantiated the Abuse of Authority allegation.

2. Unsubstantiated

An individual was attending a protest police brutality and threw an object at police officers. Officers chased after him. The subject officer was riding his bicycle towards the individual and the officer chasing him and struck the individual with the bicycle which caused the individual to fall to the ground. The individual was taken into custody and was issued two summonses for disorderly conduct. The incident was captured on BWC. It showed an officer grabbing hold of the individual by his shirt while in the street and the subject officer riding his bicycle on the sidewalk beside them, the individual and the officer struggling, and the subject officer, his hands not engaged on the bicycle's handbrakes. The subject officer stated that the individual and the officer fell into his bicycle because of their struggle, and he had no time to avoid colliding into them. The video showed that both the officer and the individual moved into the bicycle's path approximately two seconds before the bicycle collided into them. The investigation could not distinguish whether the subject officer intentionally struck the individual or whether he did not react in time and thus struck the individual negligently. The Board unsubstantiated the Use of Force allegations.

3. Unfounded

An individual – a landlord, stated that an officer came to his door to inquire about a tenant matter. The individual started to close his door because he felt that the officer wasn't listening to him when the officer pushed the door inwards and pulled the individual out of the home and told him to sit down on the front steps. The individual's wife stated that she saw the subject officer grab the individual by his arm and pull him out of the door. The subject officer and his partner stated that they as they talked to the individual, he put his finger in the subject officer's face and then walked back into his home and closed the door on the subject officer's foot. The subject officer put his hands on the individual's shoulder to calm him down and to get him to sit outside the home so they could talk. Based on the testimony of the individual's wife and the officers, the investigation found that the subject officer did not enter the individual's home. The Board unfounded the Abuse of Authority allegation.

4. Exonerated

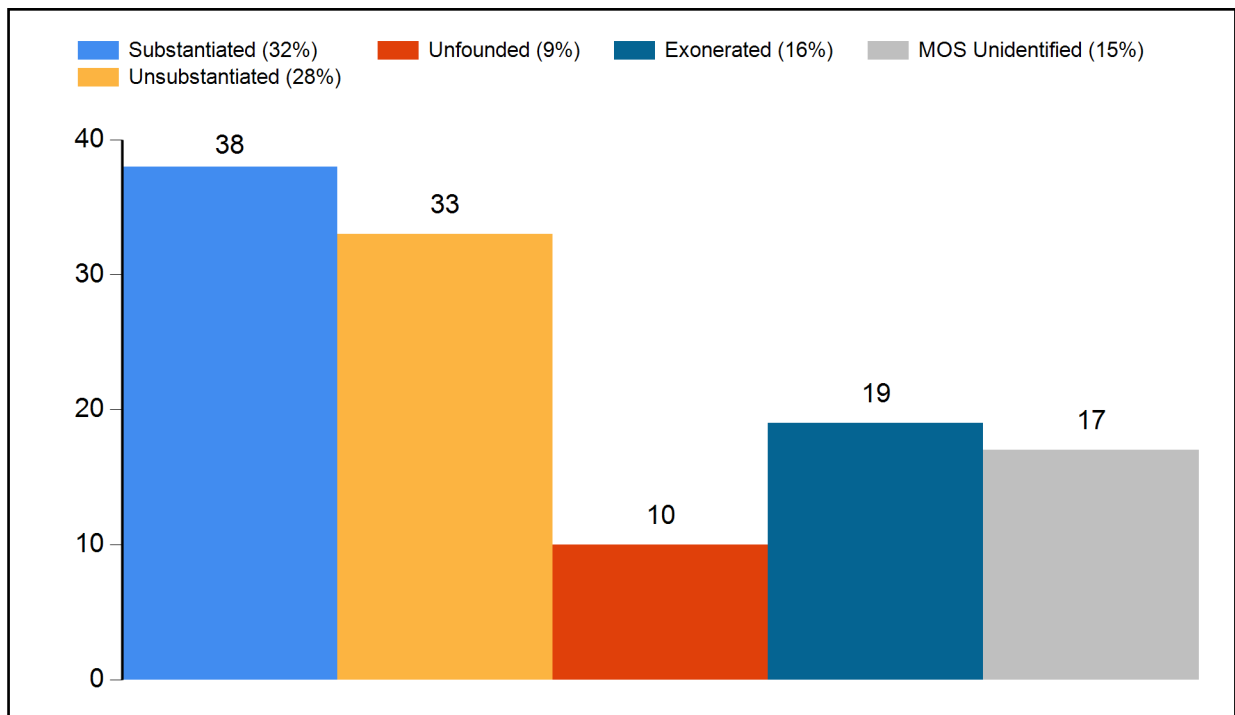
An individual was pulled over while riding his moped by the subject officer and was issued a summons for failure to fully stop at a stop sign. As the individual was about to leave, the subject officer stated that the individual was lucky that he did not give him fifteen tickets for running the stop sign and that he would pull him over again if he was ever in the area. BWC footage captured the incident. The individual asked if he would be given a ticket again and the subject officer responded "yes, until you start following the rules", "if you take this out tomorrow and drive through stop signs or a red light and I see you then I will pull you over again." The investigation determined that the BWC footage confirmed that the subject officer threatened to issue the individual additional summonses if he continued to see him commit traffic violations, which is a statement of fact based on New York state law and that the officer would be justified in doing so. The Board exonerated the Abuse of Authority allegation.

5. Officer Unidentified

An individual was participating in a police brutality protest with a friend when an officer started shoving protesters and arresting members of the crowd. An officer threw her on the ground, next to another woman. He placed a knee on her back, handcuffed her and pulled on her hair. The arresting officer called the individual "fucking bitch" and told her to "shut (her) fucking mouth." The arresting officer stood her up and passed her to another officer who escorted her to a transport van. Neither the individual nor the officer could describe the subject officer's appearance, and the officer stated that he was not informed by the subject officer why he had arrested the individual. BWC footage from the protests did not capture the incident and additional officers other than the officer who transported the individual could not be connected to the incident. Without additional information the investigation was unable to identify the subject officer in this case. The Board closed the Use of Force and Discourteous allegations as Officer Unidentified.

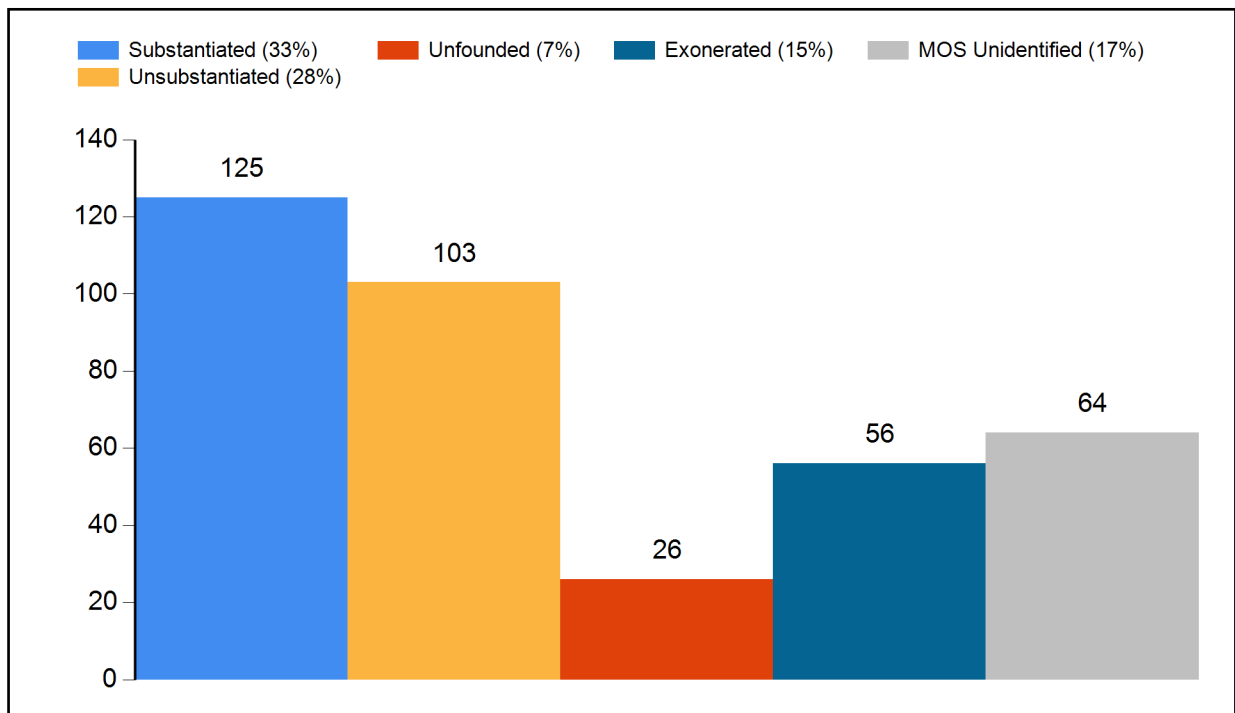
Dispositions - Full Investigations

Figure 21: Disposition Counts of Full Investigations (August 2021)



Due to the reconsideration process, counts are subject to change.

Figure 22: Disposition Counts of Full Investigations (YTD 2021)



Due to the reconsideration process, counts are subject to change.

Dispositions - All CCRB Cases

In addition to full investigations, CCRB cases can be closed through mediation and truncation. The following table lists all the CCRB case closures for the current month and year-to-date.

Figure 23: Disposition of Cases (2020 vs 2021)

	Aug 2020		Aug 2021		YTD 2020		YTD 2021	
	Count	% of Total	Count	% of Total	Count	% of Total	Count	% of Total
Full Investigations								
Substantiated	30	41%	38	32%	236	30%	125	33%
Exonerated	16	22%	19	16%	171	22%	56	15%
Unfounded	7	9%	10	9%	67	9%	26	7%
Unsubstantiated	16	22%	33	28%	241	31%	103	28%
MOS Unidentified	5	7%	17	15%	68	9%	64	17%
Total - Full Investigations	74		117		783		374	
Mediation Closures	Count	% of Total	Count	% of Total	Count	% of Total	Count	% of Total
Mediated	0	0%	12	100%	29	100%	71	51%
Mediation Attempted	0	0%	0	0%	0	0%	68	0%
Total - ADR Closures	0		12		29		139	
Resolved Case Total	74	27%	129	48%	812	36%	513	29%
Truncations / Other Closures	Count	% of Total	Count	% of Total	Count	% of Total	Count	% of Total
Complaint withdrawn	49	24%	28	20%	289	20%	265	21%
Complainant/Alleged Victim/Witness uncooperative	76	38%	54	39%	684	47%	426	34%
Complainant/Alleged Victim/Witness unavailable	38	19%	22	16%	248	17%	290	23%
Alleged Victim unidentified	4	2%	1	1%	21	1%	20	2%
Closed - Pending Litigation	35	17%	30	21%	204	14%	219	17%
Miscellaneous	0	0%	1	1%	6	0%	11	1%
Administrative closure*	0	0%	4	3%	3	0%	39	3%
Total - Other Case Dispositions	202		140		1455		1270	
Total - Closed Cases	276		269		2267		1783	

*Administrative closure is a special category that deals with NYPD's Internal Affairs Bureau-referred cases or spin off cases with no complainant/alleged victim, and in which CCRB attempts to locate or identify a complainant/alleged victim has yielded no results.

Dispositions - FADO Allegations

“Allegations” are different than “cases.” A case or complaint is based on an incident and may contain one or more allegations of police misconduct. The allegation substantiation rate is 20% for the month of August 2021, and the allegation substantiation rate is 22% year-to-date.

Figure 24: Disposition of Allegations (2020 vs 2021)

	Aug 2020		Aug 2021		YTD 2020		YTD 2021	
	Count	%of Total	Count	%of Total	Count	%of Total	Count	%of Total
Fully Investigated Allegations								
Substantiated	82	19%	131	20%	571	14%	422	22%
Unsubstantiated	134	32%	168	26%	1230	30%	488	25%
Unfounded	49	12%	62	9%	421	10%	138	7%
Exonerated	101	24%	186	28%	1380	34%	542	28%
MOS Unidentified	57	13%	111	17%	451	11%	338	18%
Total - Full Investigations	423		658		4053		1928	
Mediation Closures	Count	%of Total	Count	%of Total	Count	%of Total	Count	%of Total
Mediated	0	0%	40	100%	76	100%	186	47%
Mediation Attempted	0	0%	0	0%	0	0%	207	0%
Total - ADR Closures	0		40		76		393	
Truncations / Other Closures	Count	%of Total	Count	%of Total	Count	%of Total	Count	%of Total
Complaint withdrawn	107	19%	71	18%	795	19%	686	18%
Complainant/Alleged Victim/Witness uncooperative	225	40%	142	36%	2065	48%	1212	32%
Complainant/Alleged Victim/Witness unavailable	94	17%	51	13%	634	15%	776	21%
Alleged Victim unidentified	5	1%	4	1%	51	1%	66	2%
Closed - Pending Litigation	129	23%	93	24%	651	15%	850	23%
Miscellaneous	3	1%	22	6%	74	2%	85	2%
Administrative closure	0	0%	7	2%	7	0%	98	3%
Total - Other Case Dispositions	563		390		4277		3773	
Total - Closed Allegations	986		1088		8406		6095	

Figure 25: Disposition of Allegations By FADO Category (August 2021)

	Substantiated	Unsubstantiated	Exonerated	Unfounded	Officers Unidentified	Total
Force	15 8%	50 26%	54 28%	20 10%	52 27%	191 100%
Abuse of Authority	81 23%	92 26%	120 33%	30 8%	37 10%	360 100%
Discourtesy	17 24%	19 26%	12 17%	7 10%	17 24%	72 100%
Offensive Language	10 38%	6 23%	0 0%	5 19%	5 19%	26 100%
Total	123 19%	167 26%	186 29%	62 10%	111 17%	649 100%

Figure 26: Disposition of Allegations By FADO Category (YTD 2021)

	Substantiated	Unsubstantiated	Exonerated	Unfounded	Officers Unidentified	Total
Force	84 13%	151 24%	184 29%	44 7%	173 27%	636 100%
Abuse of Authority	224 24%	240 26%	309 33%	64 7%	103 11%	940 100%
Discourtesy	73 27%	76 28%	48 18%	23 9%	48 18%	268 100%
Offensive Language	26 38%	20 29%	1 1%	7 10%	14 21%	68 100%
Total	407 21%	487 25%	542 28%	138 7%	338 18%	1912 100%

Dispositions - Untruthful Statement Allegations

Following the 2019 passage of Ballot Question #2 and the subsequent City Charter Revision, CCRB’s jurisdiction was expanded to include untruthful material statements made by police officers. As a result, CCRB added a new “Untruthful Statement” category of allegations.

There are four specific allegations in the new “Untruthful Statement” category: 1) False official statement, 2) Misleading official statement, 3) Inaccurate official statement and 4) Impeding an investigation.

Figure 27: Disposition of Untruthful Statement Allegations (August 2021)

Untruthful Statement Allegation	Substantiated		Exonerated		Unsubstantiated		Unfounded		Administrative Closure		Other	
	Count	%	Count	%	Count	%	Count	%	Count	%	Count	%
False official statement	6	100%	0	0%	0	0%	0	0%	0	0%	0	0%
Misleading official statement	1	50%	0	0%	1	50%	0	0%	0	0%	0	0%
Inaccurate official statement	1	100%	0	0%	0	0%	0	0%	0	0%	0	0%
Impeding an investigation	0	0.0%	0	0.0%	0	0.0%	0	0.0%	0	0.0%	0	0.0%
Total	8	88.9%	0	0%	1	11.1%	0	0%	0	0%	0	0%

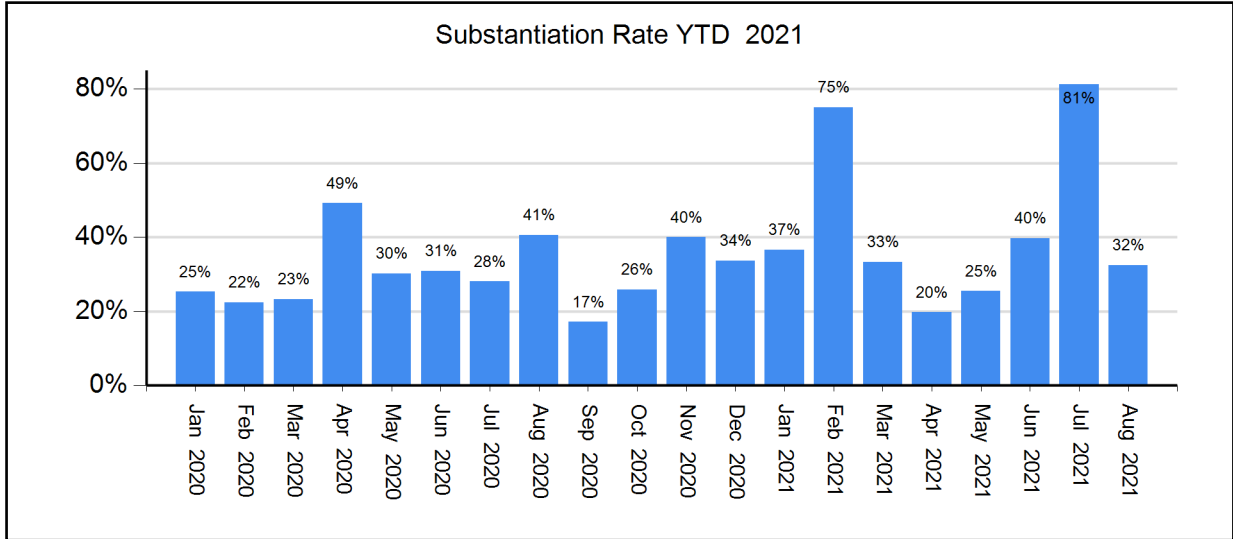
Figure 28: Disposition of Untruthful Statement Allegations (YTD 2021)

Untruthful Statement Allegation	Substantiated		Exonerated		Unsubstantiated		Unfounded		Administrative Closure		Other	
	Count	%	Count	%	Count	%	Count	%	Count	%	Count	%
False official statement	9	100%	0	0%	0	0%	0	0%	0	0%	0	0%
Misleading official statement	4	80%	0	0%	1	20%	0	0%	0	0%	0	0%
Inaccurate official statement	2	100%	0	0%	0	0%	0	0%	0	0%	0	0%
Impeding an investigation	0	0.0%	0	0.0%	0	0.0%	0	0.0%	0	0.0%	0	0.0%
Total	15	93.8%	0	0%	1	6.2%	0	0%	0	0%	0	0%

Substantiation Rates

The August 2021 case substantiation rate was 32%.

Figure 29: Percentage of Cases Substantiated (January 2020 - August 2021)

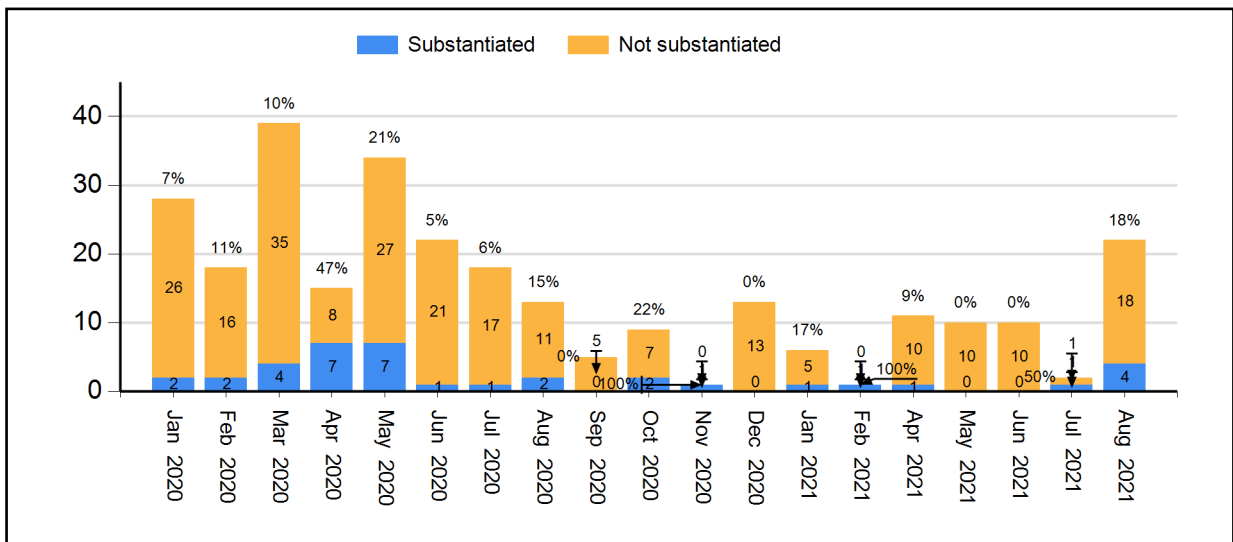


Due to the reconsideration process, counts are subject to change.

Substantiation Rates and Video

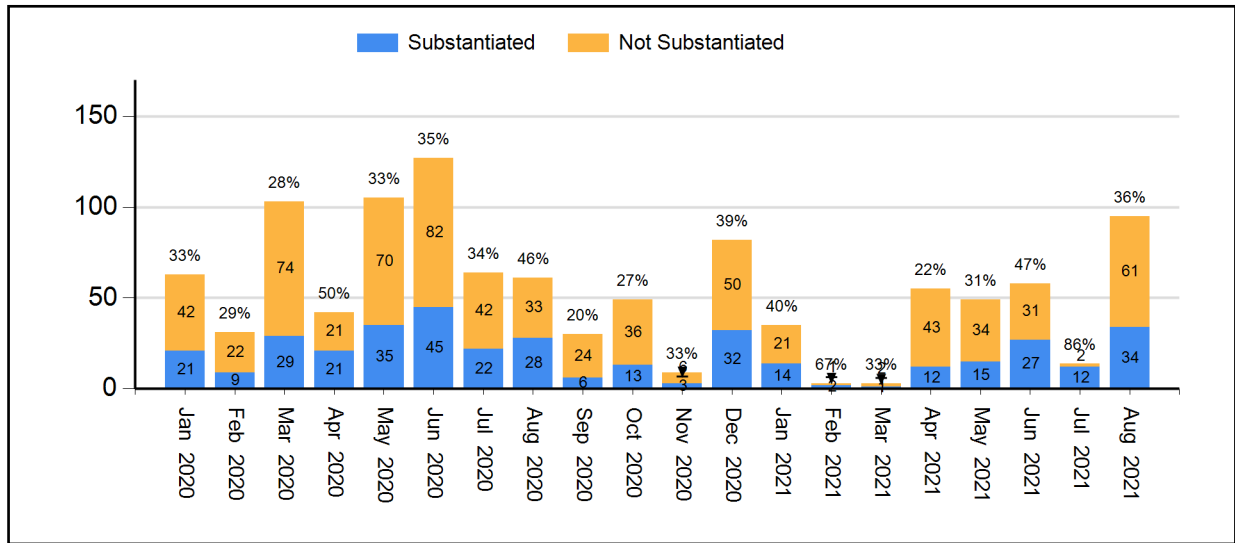
In general, investigations relying on video evidence from security cameras or personal devices result in much higher substantiation rates.

Figure 30: Substantiation Rates for Full Investigations without Video (Jan 2021 - Aug 2021) (% substantiated shown)



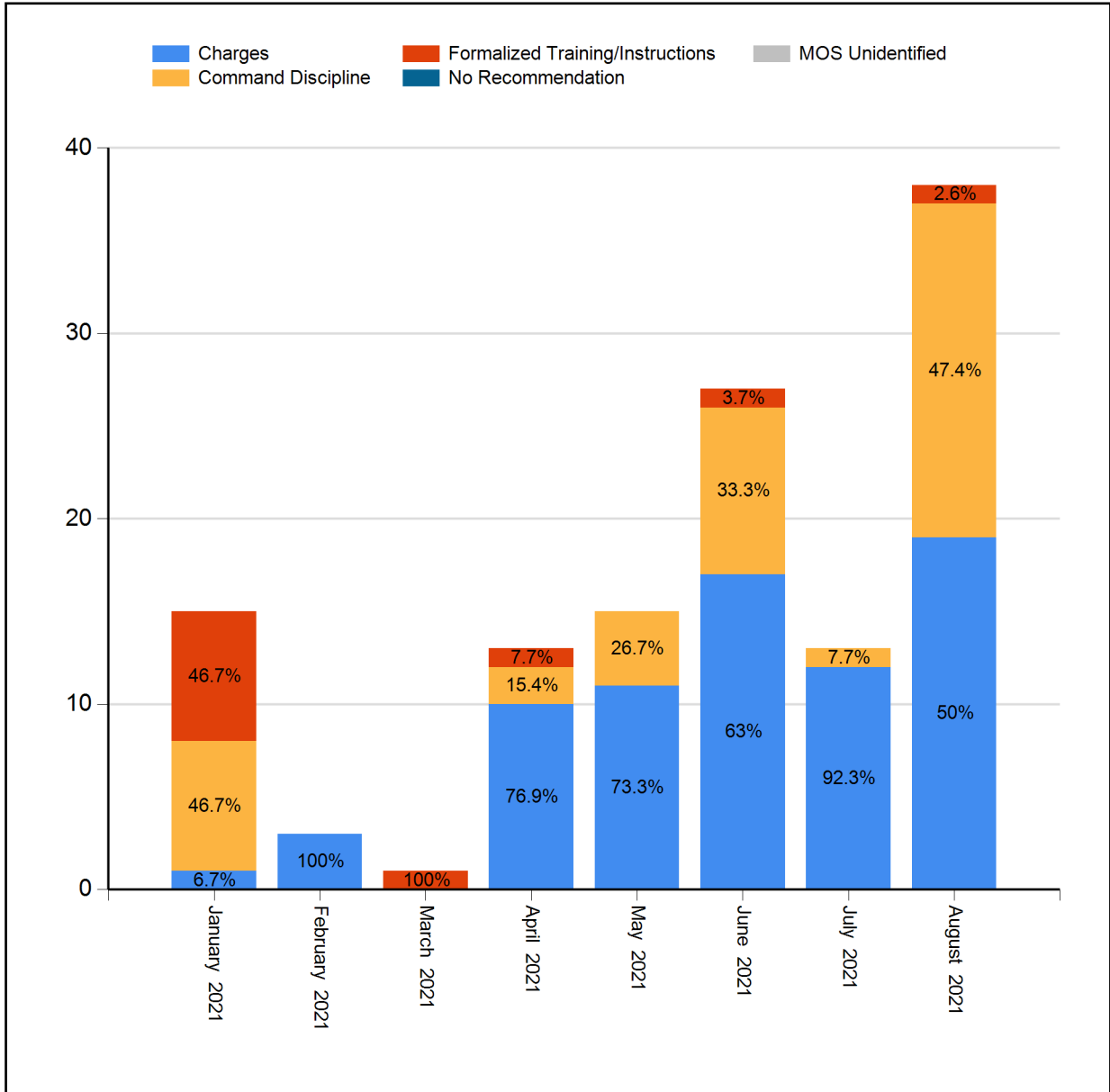
Due to the reconsideration process, counts are subject to change.

**Figure 31: Substantiation Rates for Full Investigations with Video (Jan 2021 - Aug 2021)
(% substantiated shown)**



Due to the reconsideration process, counts are subject to change.

Figure 32: Disposition of Substantiated Complaints* (2021)



Due to the reconsideration process, counts are subject to change.

* A substantiated complaint may contain a number of substantiated allegations with different dispositions. To determine the disposition associated with the complaint as a whole, the CCRB uses the most severe of the substantiated allegation dispositions. The order of severity is: 1) Charges 2) Command Discipline 3) Formalized Training 4) Instructions.

Board Discipline Recommendations for Substantiated Officers

After a CCRB investigative team has completed its investigation, a panel of Board members determines whether to substantiate the allegation(s) and make a disciplinary recommendation against the officer(s).

- “Charges and Specifications” are the most severe form of discipline. A decision to assign Charges commences a process that may result in an administrative trial in the NYPD Trial Room. An officer may lose vacation days, be suspended, or be terminated if the officer is found guilty.
- “Command Discipline B” and "Command Discipline A" are recommended for misconduct that is moderately serious. An officer can lose up to ten vacation days as a result of Command Discipline B and up to five vacation days as a result of Command Discipline A.
- “Formalized Training” and “Instructions*” are the least severe discipline, often recommended for officers who misunderstand a policy. This determination results in training at the Police Academy or NYPD Legal Bureau (Formalized Training) or training at the command level (Instructions*).
- When the Board has recommended Instructions*, Formalized Training or Command Discipline, the case is sent to the NYPD Commissioner to impose training and/or other penalties. Cases where the Board recommends charges are prosecuted by the CCRB’s Administrative Prosecution Unit.

Figure 33: Board Discipline Recommendations for Officers with Substantiated Allegations
(Aug 2020, Aug 2021, YTD 2020, YTD 2021)**

Disposition	August 2020		August 2021		YTD 2020		YTD 2021	
	Count	%	Count	%	Count	%	Count	%
Charges	0	0%	32	48%	28	8%	109	51%
Command Discipline B	7	16%	5	7%	40	11%	29	14%
Command Discipline A	13	30%	23	34%	69	19%	52	24%
Formalized Training	9	21%	7	10%	88	25%	17	8%
Instructions	14	33%	0	0%	131	37%	6	3%
Total	43		67		356		213	

Due to the reconsideration process, counts are subject to change.

*With the adoption of the NYPD Disciplinary Matrix on 03/15/2021, the CCRB no longer issues Instructions as a Board Discipline Recommendation.

** The Board issues a separate Board Discipline Recommendation for each officer in a complaint against whom an allegation is substantiated.

Prior to the CCRB's adoption of the NYPD's Disciplinary Matrix on 03/15/2021, the Board Discipline Recommendation for each officer was determined by the most severe disposition of the allegation(s) substantiated against the officer, with the order of severity as follows: 1. Charges 2. Command Discipline B 3. Command Discipline A 4. Formalized Training 5. Instructions.

Following the adoption of the NYPD Disciplinary Matrix on 03/15/2021, the Board Discipline Recommendation for each officer is determined by the sum of the Matrix penalty days associated with the allegation(s) substantiated against the officer as follows: 1. Charges (penalty days >= 11) 2. Command Discipline B (6 <= penalty days <= 10) 3. Command Discipline A (1 <= penalty days <= 5) 4. Formalized Training (0 < penalty days < 1)

Figure 34: Substantiated Allegations By Borough and NYPD Precinct (August 2021)

The figures in this table reflect all substantiated allegations for each MOS.

Board Disposition	FADO Category	Allegation	Precinct of Occurrence	Borough of Occurrence
Substantiated (Charges)	Force	Pepper spray	6	Manhattan
Substantiated (Charges)	Untruthful Statement	False official statement	6	Manhattan
Substantiated (Charges)	Abuse of Authority	Vehicle search	19	Manhattan
Substantiated (Charges)	Abuse of Authority	Threat of arrest	19	Manhattan
Substantiated (Charges)	Abuse of Authority	Frisk	19	Manhattan
Substantiated (Charges)	Abuse of Authority	Frisk	19	Manhattan
Substantiated (Charges)	Abuse of Authority	Search (of person)	19	Manhattan
Substantiated (Charges)	Discourtesy	Word	19	Manhattan
Substantiated (Charges)	Discourtesy	Word	19	Manhattan
Substantiated (Command Discipline A)	Discourtesy	Word	26	Manhattan
Substantiated (Command Discipline B)	Abuse of Authority	Threat of summons	32	Manhattan
Substantiated (Command Discipline A)	Abuse of Authority	Search of Premises	32	Manhattan
Substantiated (Command Discipline A)	Abuse of Authority	Refusal to process civilian complaint	33	Manhattan
Substantiated (Charges)	Untruthful Statement	False official statement	40	Bronx
Substantiated (Formalized Training)	Abuse of Authority	Forcible Removal to Hospital	41	Bronx
Substantiated (Formalized Training)	Abuse of Authority	Forcible Removal to Hospital	41	Bronx
Substantiated (Command Discipline A)	Abuse of Authority	Entry of Premises	42	Bronx
Substantiated (Command Discipline A)	Abuse of Authority	Search of Premises	42	Bronx
Substantiated (Charges)	Abuse of Authority	Entry of Premises	46	Bronx
Substantiated (Charges)	Abuse of Authority	Entry of Premises	46	Bronx
Substantiated (Charges)	Abuse of Authority	Threat of force (verbal or physical)	46	Bronx
Substantiated (Charges)	Abuse of Authority	Threat to damage/seize property	46	Bronx
Substantiated (Charges)	Abuse of Authority	Threat to damage/seize property	46	Bronx
Substantiated (Charges)	Discourtesy	Word	46	Bronx
Substantiated (Charges)	Offensive Language	Other	46	Bronx
Substantiated (Charges)	Abuse of Authority	Refusal to provide name	47	Bronx
Substantiated (Charges)	Discourtesy	Word	47	Bronx
Substantiated (Charges)	Discourtesy	Word	47	Bronx
Substantiated (Charges)	Force	Physical force	47	Bronx
Substantiated (Command Discipline A)	Abuse of Authority	Vehicle search	48	Bronx
Substantiated (Command Discipline B)	Abuse of Authority	Search of Premises	50	Bronx
Substantiated (Command Discipline B)	Abuse of Authority	Vehicle search	52	Bronx
Substantiated (Command Discipline B)	Abuse of Authority	Vehicle search	52	Bronx
Substantiated (Command Discipline B)	Abuse of Authority	Threat of arrest	52	Bronx
Substantiated (Command Discipline B)	Abuse of Authority	Frisk	52	Bronx
Substantiated (Command Discipline B)	Abuse of Authority	Search (of person)	52	Bronx
Substantiated (Charges)	Abuse of Authority	Threat of arrest	67	Brooklyn
Substantiated (Charges)	Abuse of Authority	Threat of force (verbal or physical)	67	Brooklyn
Substantiated (Charges)	Abuse of Authority	Retaliatory arrest	67	Brooklyn
Substantiated (Charges)	Abuse of Authority	Interference with recording	67	Brooklyn
Substantiated (Charges)	Discourtesy	Word	67	Brooklyn
Substantiated (Charges)	Force	Hit against inanimate object	67	Brooklyn
Substantiated (Charges)	Force	Hit against inanimate object	67	Brooklyn
Substantiated (Charges)	Force	Hit against inanimate object	67	Brooklyn
Substantiated (Charges)	Force	Physical force	67	Brooklyn
Substantiated (Charges)	Force	Physical force	67	Brooklyn
Substantiated (Charges)	Force	Physical force	67	Brooklyn
Substantiated (Charges)	Force	Restricted Breathing	67	Brooklyn

Board Disposition	FADO Category	Allegation	Precinct of Occurrence	Borough of Occurrence
Substantiated (Command Discipline A)	Discourtesy	Word	69	Brooklyn
Substantiated (Command Discipline A)	Discourtesy	Word	69	Brooklyn
Substantiated (Command Discipline A)	Discourtesy	Word	69	Brooklyn
Substantiated (Command Discipline A)	Discourtesy	Word	69	Brooklyn
Substantiated (Charges)	Abuse of Authority	Stop	71	Brooklyn
Substantiated (Charges)	Force	Gun Pointed	71	Brooklyn
Substantiated (Charges)	Untruthful Statement	False official statement	71	Brooklyn
Substantiated (Command Discipline A)	Abuse of Authority	Entry of Premises	73	Brooklyn
Substantiated (Command Discipline A)	Abuse of Authority	Entry of Premises	73	Brooklyn
Substantiated (Command Discipline A)	Abuse of Authority	Entry of Premises	73	Brooklyn
Substantiated (Command Discipline A)	Abuse of Authority	Entry of Premises	73	Brooklyn
Substantiated (Command Discipline A)	Abuse of Authority	Entry of Premises	73	Brooklyn
Substantiated (Command Discipline A)	Abuse of Authority	Threat of arrest	73	Brooklyn
Substantiated (Charges)	Abuse of Authority	Threat of force (verbal or physical)	73	Brooklyn
Substantiated (Command Discipline A)	Abuse of Authority	Refusal to show search warrant	73	Brooklyn
Substantiated (Charges)	Abuse of Authority	Frisk	73	Brooklyn
Substantiated (Charges)	Abuse of Authority	Frisk	73	Brooklyn
Substantiated (Charges)	Abuse of Authority	Frisk	73	Brooklyn
Substantiated (Charges)	Abuse of Authority	Frisk	73	Brooklyn
Substantiated (Charges)	Abuse of Authority	Search (of person)	73	Brooklyn
Substantiated (Charges)	Abuse of Authority	Search (of person)	73	Brooklyn
Substantiated (Charges)	Abuse of Authority	Stop	73	Brooklyn
Substantiated (Charges)	Abuse of Authority	Stop	73	Brooklyn
Substantiated (Charges)	Abuse of Authority	Failure to provide RTKA card	73	Brooklyn
Substantiated (Charges)	Discourtesy	Word	73	Brooklyn
Substantiated (Charges)	Offensive Language	Sexual orientation	73	Brooklyn
Substantiated (Charges)	Untruthful Statement	Misleading official statement	73	Brooklyn
Substantiated (Charges)	Untruthful Statement	Inaccurate official statement	73	Brooklyn
Substantiated (Command Discipline A)	Abuse of Authority	Search (of person)	75	Brooklyn
Substantiated (Command Discipline A)	Abuse of Authority	Search (of person)	75	Brooklyn
Substantiated (Charges)	Abuse of Authority	Interference with recording	75	Brooklyn
Substantiated (Charges)	Abuse of Authority	Failure to provide RTKA card	75	Brooklyn
Substantiated (Charges)	Abuse of Authority	Failure to provide RTKA card	75	Brooklyn
Substantiated (Charges)	Abuse of Authority	Failure to provide RTKA card	75	Brooklyn
Substantiated (Charges)	Abuse of Authority	Failure to provide RTKA card	75	Brooklyn
Substantiated (Charges)	Abuse of Authority	Failure to provide RTKA card	75	Brooklyn
Substantiated (Charges)	Abuse of Authority	Failure to provide RTKA card	75	Brooklyn
Substantiated (Charges)	Abuse of Authority	Failure to provide RTKA card	75	Brooklyn
Substantiated (Charges)	Abuse of Authority	Failure to provide RTKA card	75	Brooklyn
Substantiated (Charges)	Offensive Language	Gender	75	Brooklyn
Substantiated (Charges)	Offensive Language	Gender	75	Brooklyn
Substantiated (Charges)	Offensive Language	Gender	75	Brooklyn
Substantiated (Charges)	Offensive Language	Gender	75	Brooklyn
Substantiated (Charges)	Untruthful Statement	False official statement	75	Brooklyn
Substantiated (Charges)	Discourtesy	Word	78	Brooklyn
Substantiated (Charges)	Discourtesy	Action	78	Brooklyn
Substantiated (Charges)	Force	Nightstick as club (incl asp & baton)	78	Brooklyn
Substantiated (Charges)	Force	Pepper spray	78	Brooklyn
Substantiated (Charges)	Untruthful Statement	False official statement	78	Brooklyn
Substantiated (Command Discipline A)	Abuse of Authority	Threat of summons	79	Brooklyn
Substantiated (Charges)	Force	Vehicle	79	Brooklyn

Board Disposition	FADO Category	Allegation	Precinct of Occurrence	Borough of Occurrence
Substantiated (Charges)	Abuse of Authority	Stop	81	Brooklyn
Substantiated (Charges)	Abuse of Authority	Stop	81	Brooklyn
Substantiated (Charges)	Abuse of Authority	Stop	81	Brooklyn
Substantiated (Charges)	Abuse of Authority	Stop	81	Brooklyn
Substantiated (Charges)	Abuse of Authority	Stop	81	Brooklyn
Substantiated (Charges)	Abuse of Authority	Stop	81	Brooklyn
Substantiated (Charges)	Abuse of Authority	Stop	81	Brooklyn
Substantiated (Charges)	Abuse of Authority	Stop	81	Brooklyn
Substantiated (Charges)	Abuse of Authority	Stop	81	Brooklyn
Substantiated (Charges)	Abuse of Authority	Stop	81	Brooklyn
Substantiated (Command Discipline B)	Abuse of Authority	Refusal to process civilian complaint	83	Brooklyn
Substantiated (Charges)	Force	Physical force	84	Brooklyn
Substantiated (Charges)	Offensive Language	Other	84	Brooklyn
Substantiated (Charges)	Offensive Language	Other	84	Brooklyn
Substantiated (Charges)	Offensive Language	Other	84	Brooklyn
Substantiated (Charges)	Abuse of Authority	Entry of Premises	90	Brooklyn
Substantiated (Charges)	Abuse of Authority	Entry of Premises	90	Brooklyn
Substantiated (Charges)	Abuse of Authority	Threat of arrest	90	Brooklyn
Substantiated (Charges)	Abuse of Authority	Threat of arrest	90	Brooklyn
Substantiated (Charges)	Abuse of Authority	Threat of arrest	90	Brooklyn
Substantiated (Charges)	Abuse of Authority	Search of Premises	90	Brooklyn
Substantiated (Command Discipline A)	Abuse of Authority	Entry of Premises	105	Queens
Substantiated (Command Discipline A)	Abuse of Authority	Search (of person)	105	Queens
Substantiated (Charges)	Force	Physical force	110	Queens
Substantiated (Charges)	Untruthful Statement	False official statement	110	Queens
Substantiated (Charges)	Discourtesy	Word	111	Queens
Substantiated (Charges)	Offensive Language	Other	111	Queens
Substantiated (Command Discipline B)	Abuse of Authority	Refusal to process civilian complaint	120	Staten Island
Substantiated (Command Discipline A)	Abuse of Authority	Refusal to show search warrant	120	Staten Island
Substantiated (Command Discipline A)	Abuse of Authority	Refusal to show search warrant	120	Staten Island
Substantiated (Command Discipline A)	Discourtesy	Word	120	Staten Island
Substantiated (Command Discipline A)	Discourtesy	Word	120	Staten Island

Truncations

A “truncation” is a case that is not fully investigated, either because the complainant/alleged victim withdraws the complaint; is uncooperative with the investigation; is not available for the investigative team to interview; or is never identified. The CCRB constantly seeks to lower the number of truncations.

Figure 35: Truncated Allegations (August 2021)

	Withdrawn	Uncooperative	Unavailable	Civilian Unidentified	Total
Untruthful Statement	0	0	0	0	0
Force	8	43	18	0	69
Abuse of Authority	51	84	28	3	166
Discourtesy	7	13	3	1	24
Offensive Language	5	2	2	0	9
Total	71	142	51	4	268

Figure 36: Truncated CCRB Complaints (August 2021)

	Withdrawn	Uncooperative	Unavailable	Civilian Unidentified	Total
Total	28	54	22	1	105

Figure 37: Truncated Allegations (YTD 2021)

	Withdrawn	Uncooperative	Unavailable	Civilian Unidentified	Total
Untruthful Statement	0	0	0	0	0
Force	127	311	270	27	735
Abuse of Authority	468	775	422	30	1695
Discourtesy	76	99	52	9	236
Offensive Language	15	27	32	0	74
Total	686	1212	776	66	2740

Figure 38: Truncated CCRB Complaints (YTD 2021)

	Withdrawn	Uncooperative	Unavailable	Civilian Unidentified	Total
Total	265	426	290	20	1001

Complaints Against Officers Assigned to Police Service Areas

The Police Service Areas (PSA) are commands that police New York City Housing Developments throughout the five boroughs. PSA complaints are defined as complaints that contain at least one FADO allegation against an officer assigned to a PSA command.

Figure 39: PSA Complaints Closed as % of Total Complaints Closed

	Aug 2020	Aug 2021	YTD 2020	YTD 2021
PSA Complaints	8	10	112	75
Total Complaints	276	269	2267	1783
PSA Complaints as % of Total	2.9%	3.7%	4.9%	4.2%

A single PSA complaint may contain allegations against multiple officers assigned to multiple PSA commands. The following table breaks out the different PSAs and shows the number of officers assigned to each PSA against whom FADO allegations have been made.

Figure 40: Closed Complaints Against Officers Assigned to a PSA

	Aug 2020	Aug 2021	YTD 2020	YTD 2021
PSA 1	0	2	13	14
PSA 2	3	4	30	30
PSA 3	1	3	29	8
PSA 4	2	1	19	5
PSA 5	0	1	19	13
PSA 6	2	3	20	6
PSA 7	0	0	61	34
PSA 8	1	2	14	18
PSA 9	2	0	12	4
Total	11	16	217	132

Complaints typically contain more than one allegation. The following table shows the allegations made against officers assigned to PSA commands broken out by FADO type.

Figure 41: Closed Allegations Against Officers Assigned to a PSA by FADO Type

	Aug 2020		Aug 2021		YTD 2020		YTD 2021	
	Count	% of Total	Count	% of Total	Count	% of Total	Count	% of Total
Force (F)	4	31%	11	58%	89	31%	70	43%
Abuse of Authority (A)	7	54%	6	32%	149	53%	75	46%
Discourtesy (D)	1	8%	2	11%	35	12%	15	9%
Offensive Language (O)	1	8%	0	0%	10	4%	4	2%
Total	13	101%	19	101%	283	100%	164	100%

Dispositions of Officers Assigned to PSAs

The following tables show the Board disposition of officers assigned to a PSA with a FADO allegation made against them.

Figure 42: Disposition of PSA Officers (2020 vs 2021)

Full Investigations	Aug 2020		Aug 2021		YTD 2020		YTD 2021	
	Count	%of Total	Count	%of Total	Count	%of Total	Count	%of Total
Substantiated	0	0%	0	0%	18	19%	3	23%
Exonerated	2	67%	1	33%	34	36%	7	54%
Unfounded	0	0%	0	0%	14	15%	0	0%
Unsubstantiated	1	33%	2	67%	26	27%	3	23%
MOS Unidentified	0	0%	0	0%	3	3%	0	0%
Total - Full Investigations	3		3		95		13	
Mediation Closures	Count	%of Total	Count	%of Total	Count	%of Total	Count	%of Total
Mediated	0	0%	0	0%	2	100%	2	29%
Mediation Attempted	0	0%	0	0%	0	0%	5	71%
Total - ADR Closures	0		0		2		7	
Resolved Case Total	3	27%	3	19%	97	44%	20	15%
Truncations / Other Closures	Count	%of Total	Count	%of Total	Count	%of Total	Count	%of Total
Complaint withdrawn	3	38%	2	15%	24	20%	11	10%
Complainant/Alleged Victim/Witness uncooperative	0	0%	10	77%	62	51%	40	36%
Complainant/Alleged Victim/Witness unavailable	1	12%	1	8%	20	17%	44	39%
Alleged Victim unidentified	0	0%	0	0%	0	0%	0	0%
Closed - Pending Litigation	4	50%	0	0%	15	12%	14	12%
Miscellaneous	0	0%	0	0%	0	0%	2	2%
Administrative closure*	0	0%	0	0%	0	0%	1	1%
Total - Other Case Dispositions	8		13		121		112	
Total - Closed Cases	11		16		218		132	

*Administrative closure is a special category that deals with NYPD's Internal Affairs Bureau-referred cases or spin off cases with no complainant/alleged victim, and in which CCRB attempts to locate or identify a complainant/alleged victim has yielded no results.

Mediation Unit

Whenever mediation between a complainant/alleged victim and subject officer is suitable, it is offered by CCRB investigators. If the complainant/alleged victim and subject officer both agree to participate, a neutral, third-party mediator facilitates a conversation between the parties. “Mediation Attempted” refers to a situation in which an officer agrees to mediate and the complainant becomes unavailable (after the complainant initially agreed to mediation). The chart below indicates the number of mediations and attempted mediations in August and this year.

Figure 43: Mediated Complaints Closed

	August 2021			YTD 2021		
	Mediated	Mediation Attempted	Total	Mediated	Mediation Attempted	Total
Mediated Complaints	12	0	12	71	68	139

Figure 44: Mediated FADO Allegations Closed

	August 2021			YTD 2021		
	Mediated	Mediation Attempted	Total	Mediated	Mediation Attempted	Total
Force	2	0	2	11	18	29
Abuse of Authority	32	0	32	136	157	293
Discourtesy	5	0	5	30	26	56
Offensive Language	1	0	1	9	6	15
Untruthful Statement	0	0	0	0	0	0
Total	40	0	40	186	207	393

Figure 45: Mediated Complaints By Borough (August 2021)

	Mediations
	0
Bronx	1
Brooklyn	4
Manhattan	1
Queens	3
Staten Island	3

Figure 46: Mediated Allegations By Borough (August 2021)

	Mediations
Bronx	2
Brooklyn	16
Manhattan	2
Queens	17
Staten Island	3

**Figure 47: Mediated Complaints By Precinct
(Aug 2021 - YTD 2021)**

Precinct	Aug 2021	YTD 2021	Precinct	Aug 2021	YTD 2021
5	0	1	63	0	1
9	0	1	68	0	2
10	0	2	70	0	2
14	0	3	71	0	2
17	0	1	72	0	1
18	0	3	73	1	3
19	0	1	75	1	2
25	0	2	76	1	1
28	0	1	77	0	2
32	1	1	79	1	4
34	0	1	81	0	2
41	0	2	84	0	2
42	0	1	90	0	1
44	1	3	102	1	4
45	0	1	103	0	1
47	0	1	104	0	1
48	0	2	105	1	2
50	0	1	113	1	1
52	0	2	115	0	2
61	0	1	120	1	1
62	0	1	122	2	2

**Figure 48: Mediated Allegations By Precinct
(Aug 2021 - YTD 2021)**

Precinct	Aug 2021	YTD 2021	Precinct	Aug 2021	YTD 2021
5	0	3	63	0	2
9	0	7	68	0	3
10	0	2	70	0	3
14	0	9	71	0	5
17	0	5	72	0	4
18	0	7	73	4	6
19	0	4	75	3	4
25	0	3	76	3	3
28	0	4	77	0	14
32	2	2	79	6	12
34	0	1	81	0	7
41	0	10	84	0	4
42	0	3	90	0	1
44	2	6	102	2	9
45	0	1	103	0	2
47	0	1	104	0	2
48	0	5	105	1	3
50	0	2	113	14	14
52	0	4	115	0	4
61	0	1	120	1	1
62	0	1	122	2	2

Administrative Prosecution Unit

The CCRB’s Administrative Prosecution Unit (APU) prosecutes police misconduct cases when the Board has recommended charges, in the NYPD Trial Room. The APU is also able to offer pleas to officers who admit guilt rather than going to trial. Following a plea agreement or the conclusion of a disciplinary trial, cases are sent to the Police Commissioner for final penalties.

Figure 49: Administrative Prosecution Unit Case Closures

Disposition Category	Prosecution Disposition	Aug 2021	YTD 2021
Disciplinary Action	Not guilty after trial but Discipline Imposed	0	0
	Guilty after trial	3	12
	Trial verdict dismissed by PC, Comm. Disc. A imposed	0	0
	Trial verdict dismissed by PC, Comm. Disc. B imposed	0	0
	Trial verdict dismissed by PC, Formalized Training imposed	0	0
	Trial verdict dismissed by PC, Instructions imposed	0	0
	Trial verdict reversed by PC, Final verdict Guilty	0	0
	Resolved by plea	0	0
	Plea set aside, Comm. Disc. B	0	0
	Plea set aside, Comm. Disc. A	0	0
	Plea set aside, Formalized Training	0	0
	Plea set aside, Instructions	0	0
	*Retained, with discipline	0	0
	Disciplinary Action Total	3	12
No Disciplinary Action	Not guilty after trial	0	2
	Trial verdict reversed by PC, Final verdict Not Guilty	0	0
	Plea set aside, Without discipline	0	0
	**Retained, without discipline	0	1
	Dismissed by APU	0	0
	SOL Expired in APU	0	0
	No Disciplinary Action Total	0	3
Not Adjudicated	Charges not served	0	0
	Deceased	0	0
	Other	0	0
	***Previously adjudicated, with discipline	0	2
	***Previously adjudicated, without discipline	0	0
	†Reconsidered by CCRB Board	0	0
	Retired	0	2
	SOL Expired prior to APU	0	0
	Not Adjudicated Total	0	4
Total Closures	3	19	

*Retained cases are those in which the Department kept jurisdiction pursuant to Section 2 of the April 2, 2012 Memorandum of Understanding between the NYPD and the CCRB.

** When the Department keeps jurisdiction pursuant to Section 2 and does not impose any discipline on the officer, it is the equivalent of a category referred to as "Department Unable to Prosecute" (DUP). Cases are referred to as DUP when the department decides that it will not discipline an officer against whom the Board recommended discipline other than charges.

*** In some cases, the Department conducts its own investigation and prosecution prior to the completion of the CCRB's investigation. In those cases, the APU does not conduct a second prosecution.

† Under the Board's reconsideration process, an officer who has charges recommended as the penalty for a substantiated allegation may have the recommended penalty changed to something other than charges or have the disposition changed to something other than substantiated. In those cases, the APU ceases its prosecution.

NYPD Discipline

Under the New York City Charter, the Police Commissioner makes the final decision regarding discipline and the outcome of disciplinary trials.

The first chart reflects NYPD-imposed discipline for cases brought by the APU (Charges).

The chart on the following page reflects cases referred to the Police Commissioner where the Board recommended Command Discipline, Formalized Training or Instructions.

Figure 50: NYPD Discipline Imposed for Adjudicated APU Cases

Discipline*	August 2021	YTD 2021
Terminated	0	0
Suspension for or loss of vacation time of 31 or more days and/or Dismissal Probation	1	1
Suspension for or loss of vacation time of 21 to 30 days	0	0
Suspension for or loss of vacation time of 11 to 20 days	1	2
Suspension for or loss of vacation time of 1 to 10 days	1	9
Command Discipline B	0	0
Command Discipline A	0	0
Formalized Training**	0	0
Instructions***	0	0
Warned & Admonished/Reprimanded	0	0
Disciplinary Action† Total	3	12
No Disciplinary Action†	0	3
Adjudicated Total	3	15
Discipline Rate	100%	80%
Not Adjudicated† Total	0	4
Total Closures	3	19

*Where more than one penalty is imposed on a respondent, it is reported under the more severe penalty.

** Formalized training is conducted by the Police Academy, the NYPD Legal Bureau, or other NYPD Unit.

*** Instructions are conducted at the command level.

† The case closure types that define the "Disciplinary Action", "No Disciplinary Action" and "Not Adjudicated" categories are listed in Figure 43 on the previous page.

Figure 51: NYPD Discipline Imposed for Non-APU Cases

Disposition	Disposition Type*	August 2021	YTD 2021
Disciplinary Action	Terminated	0	0
	Suspension for or loss of vacation time of 31 or more days and/or Dismissal Probation	0	0
	Suspension for or loss of vacation time of 21 to 30 days	0	1
	Suspension for or loss of vacation time of 11 to 20 days	0	0
	Suspension for or loss of vacation time of 1 to 10 days	0	11
	Command Discipline B	0	10
	Command Discipline A	0	35
	Formalized Training**	0	45
	Instructions***	0	39
	Warned & admonished/Reprimanded	0	0
	Total		0
No Disciplinary Action	Filed ††	0	5
	SOL Expired	0	1
	Department Unable to Prosecute†††	0	4
	No Finding ††††	0	9
	Total	0	19
	Discipline Rate	0%	88%
	DUP Rate	0%	3%

*Where the respondent is found guilty of charges, and the penalty imposed would fall into more than one of the above listed categories, it is reported under the more severe penalty.

** Formalized training is conducted by the Police Academy, the NYPD Legal Bureau, or other NYPD Unit.

*** Instructions are conducted at the command level.

† Trial outcomes in non-APU cases typically involve MOS who turned down command discipline, prompting the police department to proceed with charges.

†† "Filed" is a term used when the police department is not required to take action against the subject officer because the officer has resigned or retired from the department, or has been terminated.

††† When the department decides that it will not discipline an officer against whom the Board recommended discipline other than charges, those cases are referred to as "Department Unable to Prosecute," or DUP.

†††† "No Finding" refers to cases which the department reports as "Administratively Closed."

Note: August, 2021 data for this section was not received by the reporting deadline.

Figure 52: NYPD Discipline Imposed for Allegations - Non-APU Cases (August 2021)

Board Disposition	FADO Type	Allegation	Precinct	Borough	NYPD Discipline
-------------------	-----------	------------	----------	---------	-----------------

Note: August, 2021 data for this section was not received by the reporting deadline.

Figure 53: NYPD Discipline Imposed for Allegations - APU Adjudicated Cases (August 2021)

Board Disposition	FADO Type	Allegation	Precinct	Borough	NYPD Discipline
Substantiated (Charges)	F	Physical force	28	Manhattan	Suspension
Substantiated (Charges)	A	Retaliatory arrest	67	Brooklyn	Forfeit vacation 45 day(s)
Substantiated (Charges)	A	Retaliatory arrest	67	Brooklyn	Forfeit vacation 45 day(s)
Substantiated (Charges)	A	Retaliatory arrest	67	Brooklyn	Forfeit vacation 45 day(s)
Substantiated (Charges)	A	Retaliatory arrest	67	Brooklyn	Forfeit vacation 45 day(s)
Substantiated (Charges)	A	Strip-searched	69	Brooklyn	Suspension

Appendix

Over the years, the CCRB has made many types of data publicly available. In reorganizing the Monthly Report, we do not intend to remove any valuable information from the public domain. However, the Agency believes that some information is essential to place in the main body of the Monthly Report, while more granular charts and figures are better suited to the Appendix. We welcome you to contact the CCRB at www.nyc.gov or 212-912-7235 if you are having difficulty finding information on CCRB data that was formerly available.

Figure 54: CCRB Open Docket - Age of CCRB Cases Based On Incident Date

	August 2021		July 2021		Change	% Change
	Count	% of Total	Count	% of Total		
Cases 0-4 Months	976	29.2%	996	30.2%	-20	-2.0%
Cases 5-7 Months	533	15.9%	499	15.1%	34	6.8%
Cases 8 Months	135	4.0%	132	4.0%	3	2.3%
Cases 9 Months	130	3.9%	144	4.4%	-14	-9.7%
Cases 10 Months	140	4.2%	122	3.7%	18	14.8%
Cases 11 Months	121	3.6%	103	3.1%	18	17.5%
Cases 12 Months	101	3.0%	82	2.5%	19	23.2%
Cases 13 Months	80	2.4%	192	5.8%	-112	-58.3%
Cases 14 Months	178	5.3%	233	7.1%	-55	-23.6%
Cases 15 Months	226	6.8%	164	5.0%	62	37.8%
Cases 16 Months	157	4.7%	144	4.4%	13	9.0%
Cases 17 Months	143	4.3%	118	3.6%	25	21.2%
Cases 18 Months	118	3.5%	97	2.9%	21	21.6%
Cases Over 18 Months	305	9.1%	277	8.4%	28	10.1%
NA	0	0.0%	0	0.0%	0	NA
Total	3343	100.0%	3303	100.0%	40	1.2%

Figure 55: CCRB Open Docket - Age of CCRB Cases Based On CCRB Received Date

	August 2021		July 2021		Change	% Change
	Count	% of Total	Count	% of Total		
Cases 0-4 Months	1129	33.8%	1168	35.4%	-39	-3.3%
Cases 5-7 Months	536	16.0%	483	14.6%	53	11.0%
Cases 8 Months	139	4.2%	128	3.9%	11	8.6%
Cases 9 Months	126	3.8%	130	3.9%	-4	-3.1%
Cases 10 Months	126	3.8%	126	3.8%	0	0.0%
Cases 11 Months	122	3.6%	97	2.9%	25	25.8%
Cases 12 Months	93	2.8%	99	3.0%	-6	-6.1%
Cases 13 Months	94	2.8%	210	6.4%	-116	-55.2%
Cases 14 Months	191	5.7%	192	5.8%	-1	-0.5%
Cases 15 Months	186	5.6%	140	4.2%	46	32.9%
Cases 16 Months	136	4.1%	137	4.1%	-1	-0.7%
Cases 17 Months	136	4.1%	118	3.6%	18	15.3%
Cases 18 Months	118	3.5%	74	2.2%	44	59.5%
Cases Over 18 Months	211	6.3%	201	6.1%	10	5.0%
NA	0	0.0%	0	0.0%	0	NA
Total	3343	100.0%	3303	100.0%	40	1.2%

Figure 56: CCRB Investigations Docket - Age of CCRB Cases Based On Incident Date

	August 2021		July 2021		Change	% Change
	Count	% of Total	Count	% of Total		
Cases 0-4 Months	749	37.2%	730	36.9%	19	2.6%
Cases 5-7 Months	368	18.3%	334	16.9%	34	10.2%
Cases 8 Months	80	4.0%	88	4.4%	-8	-9.1%
Cases 9 Months	85	4.2%	90	4.6%	-5	-5.6%
Cases 10 Months	82	4.1%	70	3.5%	12	17.1%
Cases 11 Months	60	3.0%	53	2.7%	7	13.2%
Cases 12 Months	50	2.5%	40	2.0%	10	25.0%
Cases 13 Months	37	1.8%	105	5.3%	-68	-64.8%
Cases 14 Months	92	4.6%	129	6.5%	-37	-28.7%
Cases 15 Months	118	5.9%	75	3.8%	43	57.3%
Cases 16 Months	71	3.5%	58	2.9%	13	22.4%
Cases 17 Months	53	2.6%	47	2.4%	6	12.8%
Cases 18 Months	47	2.3%	31	1.6%	16	51.6%
Cases Over 18 Months	121	6.0%	128	6.5%	-7	-5.5%
NA	0	0.0%	0	0.0%	0	NA
Total	2013	100.0%	1978	100.0%	35	1.8%

Figure 57: CCRB DA Hold Docket - Age of CCRB Cases Based On Incident Date

	August 2021	
	Count	% of Total
Cases 0-4 Months	0	0.0%
Cases 5-7 Months	0	0.0%
Cases 8 Months	0	0.0%
Cases 9 Months	0	0.0%
Cases 10 Months	0	0.0%
Cases 11 Months	0	0.0%
Cases 12 Months	0	0.0%
Cases 13 Months	0	0.0%
Cases 14 Months	1	33.3%
Cases 15 Months	1	33.3%
Cases 16 Months	0	0.0%
Cases 17 Months	0	0.0%
Cases 18 Months	0	0.0%
Cases Over 18 Months	1	33.3%
NA	0	0.0%
Total	3	100.0%

Figure 58: Disposition of Force Allegations (YTD 2021)

Force Allegation	Substantiated		Exonerated		Unsubstantiated		Unfounded		Officer Unidentified		Miscellaneous	
	Count	%	Count	%	Count	%	Count	%	Count	%	Count	%
Gun Pointed	3	7.3%	10	24.4%	16	39%	8	19.5%	4	9.8%	0	0%
Gun fired	1	16.7%	5	83.3%	0	0%	0	0%	0	0%	0	0%
Nightstick as club (incl asp & baton)	3	6%	4	8%	2	4%	1	2%	40	80%	0	0%
Gun as club	0	0.0%	0	0.0%	0	0.0%	0	0.0%	0	0.0%	0	0.0%
Radio as club	0	0.0%	0	0.0%	0	0.0%	0	0.0%	0	0.0%	0	0.0%
Flashlight as club	0	0.0%	0	0.0%	0	0.0%	0	0.0%	0	0.0%	0	0.0%
Police shield	0	0%	0	0%	1	20%	0	0%	4	80%	0	0%
Vehicle	1	14.3%	0	0%	5	71.4%	0	0%	1	14.3%	0	0%
Other blunt instrument as a club	1	20%	2	40%	2	40%	0	0%	0	0%	0	0%
Hit against inanimate object	3	23.1%	3	23.1%	5	38.5%	2	15.4%	0	0%	0	0%
Chokehold	4	22.2%	0	0%	10	55.6%	2	11.1%	2	11.1%	0	0%
Pepper spray	10	45.5%	1	4.5%	1	4.5%	1	4.5%	9	40.9%	0	0%
Physical force	47	11.4%	151	36.7%	82	19.9%	25	6.1%	102	24.8%	5	1.2%
Handcuffs too tight	0	0%	0	0%	3	75%	1	25%	0	0%	0	0%
Nonlethal restraining device	5	22.7%	7	31.8%	9	40.9%	1	4.5%	0	0%	0	0%
Animal	0	0.0%	0	0.0%	0	0.0%	0	0.0%	0	0.0%	0	0.0%
Other	1	11.1%	1	11.1%	1	11.1%	1	11.1%	5	55.6%	0	0%
Restricted Breathing	5	18.5%	0	0%	14	51.9%	2	7.4%	6	22.2%	0	0%
Total	84	13.1%	184	28.7%	151	23.6%	44	6.9%	173	27%	5	0.8%

Figure 59: Disposition of Abuse of Authority Allegations (YTD 2021)

Abuse of Authority Allegation	Substantiated		Exonerated		Unsubstantiated		Unfounded		Officer Unidentified		Miscellaneous	
	Count	%	Count	%	Count	%	Count	%	Count	%	Count	%
Gun Drawn	0	0%	5	50%	3	30%	1	10%	1	10%	0	0%
Entry of Premises	25	20.8%	56	46.7%	28	23.3%	1	0.8%	8	6.7%	2	1.7%
Strip-searched	3	42.9%	0	0%	2	28.6%	2	28.6%	0	0%	0	0%
Vehicle stop	1	7.1%	10	71.4%	1	7.1%	0	0%	2	14.3%	0	0%
Vehicle search	8	22.2%	22	61.1%	5	13.9%	0	0%	1	2.8%	0	0%
Threat of summons	2	28.6%	4	57.1%	1	14.3%	0	0%	0	0%	0	0%
Threat of arrest	11	11.5%	45	46.9%	20	20.8%	8	8.3%	8	8.3%	4	4.2%
Threat to notify ACS	1	33.3%	1	33.3%	1	33.3%	0	0%	0	0%	0	0%
Threat of force (verbal or physical)	11	18.3%	22	36.7%	10	16.7%	9	15%	8	13.3%	0	0%
Threat to damage/seize property	3	23.1%	5	38.5%	2	15.4%	1	7.7%	2	15.4%	0	0%
Property damaged	3	7.5%	7	17.5%	14	35%	7	17.5%	9	22.5%	0	0%
Refusal to process civilian complaint	8	44.4%	1	5.6%	5	27.8%	0	0%	4	22.2%	0	0%
Retaliatory arrest	7	77.8%	0	0%	2	22.2%	0	0%	0	0%	0	0%
Retaliatory summons	0	0.0%	0	0.0%	0	0.0%	0	0.0%	0	0.0%	0	0.0%
Refusal to obtain medical treatment	4	22.2%	1	5.6%	10	55.6%	0	0%	3	16.7%	0	0%
Improper dissemination of medical info	0	0.0%	0	0.0%	0	0.0%	0	0.0%	0	0.0%	0	0.0%
Other	6	60%	4	40%	0	0%	0	0%	0	0%	0	0%
Seizure of property	4	21.1%	11	57.9%	1	5.3%	1	5.3%	2	10.5%	0	0%
Refusal to show search warrant	3	33.3%	0	0%	4	44.4%	2	22.2%	0	0%	0	0%
Frisk	11	28.9%	12	31.6%	11	28.9%	0	0%	4	10.5%	0	0%
Search (of person)	17	39.5%	10	23.3%	12	27.9%	0	0%	4	9.3%	0	0%
Stop	20	32.3%	23	37.1%	12	19.4%	0	0%	7	11.3%	0	0%
Question	4	28.6%	3	21.4%	5	35.7%	0	0%	2	14.3%	0	0%
Refusal to show arrest warrant	0	0%	0	0%	2	100%	0	0%	0	0%	0	0%
Interference with recording	8	34.8%	3	13%	6	26.1%	2	8.7%	4	17.4%	0	0%
Search of recording device	0	0%	0	0%	0	0%	0	0%	1	100%	0	0%
Electronic device information deletion	0	0%	0	0%	0	0%	0	0%	1	100%	0	0%
Forcible Removal to Hospital	7	12.5%	28	50%	11	19.6%	4	7.1%	5	8.9%	1	1.8%
Threat re: removal to hospital	2	25%	1	12.5%	3	37.5%	2	25%	0	0%	0	0%

Threat re: immigration status	0	0%	0	0%	1	100%	0	0%	0	0%	0	0%
Disseminated immigration status	0	0.0%	0	0.0%	0	0.0%	0	0.0%	0	0.0%	0	0.0%
Questioned immigration status	0	0.0%	0	0.0%	0	0.0%	0	0.0%	0	0.0%	0	0.0%
Search of Premises	14	25.9%	25	46.3%	9	16.7%	1	1.9%	5	9.3%	0	0%
Sex Miscon (Sexual Harassment, Verbal)	0	0.0%	0	0.0%	0	0.0%	0	0.0%	0	0.0%	0	0.0%
Sex Miscon (Sexual Harassment, Gesture)	0	0.0%	0	0.0%	0	0.0%	0	0.0%	0	0.0%	0	0.0%
Sexual Misconduct (Sexual Humiliation)	0	0.0%	0	0.0%	0	0.0%	0	0.0%	0	0.0%	0	0.0%
Sex Miscon (Sexual/Romantic Proposition)	0	0.0%	0	0.0%	0	0.0%	0	0.0%	0	0.0%	0	0.0%
Sex Miscon (Sexually Motivated Arrest)	0	0.0%	0	0.0%	0	0.0%	0	0.0%	0	0.0%	0	0.0%
Sex Miscon (Sexually Motivated Stop)	0	0.0%	0	0.0%	0	0.0%	0	0.0%	0	0.0%	0	0.0%
Sex Miscon (Sexually Motivated Frisk)	0	0.0%	0	0.0%	0	0.0%	0	0.0%	0	0.0%	0	0.0%
Sex Miscon (Sexually Motivated Search)	0	0.0%	0	0.0%	0	0.0%	0	0.0%	0	0.0%	0	0.0%
Sex Miscon (Sexually Motiv Strip-Search)	0	0.0%	0	0.0%	0	0.0%	0	0.0%	0	0.0%	0	0.0%
Sex Miscon (Sexually Motiv Vehicle Stop)	0	0.0%	0	0.0%	0	0.0%	0	0.0%	0	0.0%	0	0.0%
Sex Miscon (Sexually Motiv Photo/Video)	0	0.0%	0	0.0%	0	0.0%	0	0.0%	0	0.0%	0	0.0%
Sex Miscon (Sexually Motivated Summons)	0	0.0%	0	0.0%	0	0.0%	0	0.0%	0	0.0%	0	0.0%
Photography/Videography	2	28.6%	3	42.9%	0	0%	1	14.3%	1	14.3%	0	0%
Body Cavity Searches	1	100%	0	0%	0	0%	0	0%	0	0%	0	0%
Refusal to provide name	2	6.2%	1	3.1%	16	50%	8	25%	5	15.6%	0	0%
Refusal to provide shield number	7	14.3%	0	0%	25	51%	9	18.4%	8	16.3%	0	0%
Failure to provide RTKA card	24	42.1%	6	10.5%	18	31.6%	4	7%	5	8.8%	0	0%
Failed to Obtain Language Interpretation	2	66.7%	0	0%	0	0%	0	0%	1	33.3%	0	0%
Sex Miscon (Sexually Motivated Question)	0	0.0%	0	0.0%	0	0.0%	0	0.0%	0	0.0%	0	0.0%
Obstructed Shield Number	3	50%	0	0%	0	0%	1	16.7%	2	33.3%	0	0%
Obstructed Rank Designation	0	0.0%	0	0.0%	0	0.0%	0	0.0%	0	0.0%	0	0.0%

Sex Miscon (Humiliation: fail to cover)	0	0.0%	0	0.0%	0	0.0%	0	0.0%	0	0.0%	0	0.0%
Untruthful Statement	0	0.0%	0	0.0%	0	0.0%	0	0.0%	0	0.0%	0	0.0%
Sexual Miscon (Inappropriate Touching)	0	0.0%	0	0.0%	0	0.0%	0	0.0%	0	0.0%	0	0.0%
Sexual Miscon (Forcible Touching)	0	0.0%	0	0.0%	0	0.0%	0	0.0%	0	0.0%	0	0.0%
Sexual Miscon (Rape)	0	0.0%	0	0.0%	0	0.0%	0	0.0%	0	0.0%	0	0.0%
Sexual Miscon (Sexual Assault)	0	0.0%	0	0.0%	0	0.0%	0	0.0%	0	0.0%	0	0.0%
Sexual Miscon (On-duty Sexual Activity)	0	0.0%	0	0.0%	0	0.0%	0	0.0%	0	0.0%	0	0.0%
Sexual Miscon (Penetrative Sex. Contact)	0	0.0%	0	0.0%	0	0.0%	0	0.0%	0	0.0%	0	0.0%
Total	224	23.7%	309	32.6%	240	25.3%	64	6.8%	103	10.9%	7	0.7%

Figure 60: Disposition of Discourtesy Allegations (YTD 2021)

Discourtesy Allegation	Substantiated		Exonerated		Unsubstantiated		Unfounded		Officer Unidentified		Miscellaneous	
	Count	%	Count	%	Count	%	Count	%	Count	%	Count	%
Word	64	27.6%	46	19.8%	63	27.2%	15	6.5%	43	18.5%	1	0.4%
Gesture	0	0%	0	0%	1	100%	0	0%	0	0%	0	0%
Demeanor/tone	0	0%	0	0%	1	50%	0	0%	1	50%	0	0%
Action	9	27.3%	2	6.1%	11	33.3%	7	21.2%	4	12.1%	0	0%
Other	0	0%	0	0%	0	0%	1	100%	0	0%	0	0%
Total	73	27.1%	48	17.8%	76	28.3%	23	8.6%	48	17.8%	1	0.4%

Figure 61: Disposition of Offensive Language Allegations (YTD 2021)

Offensive Language Allegation	Substantiated		Exonerated		Unsubstantiated		Unfounded		Officer Unidentified		Miscellaneous	
	Count	%	Count	%	Count	%	Count	%	Count	%	Count	%
Race	3	30%	0	0%	1	10%	2	20%	4	40%	0	0%
Ethnicity	0	0%	0	0%	1	33.3%	0	0%	2	66.7%	0	0%
Religion	1	50%	0	0%	0	0%	0	0%	1	50%	0	0%
Sexual orientation	3	50%	0	0%	1	16.7%	0	0%	2	33.3%	0	0%
Physical disability	0	0%	1	50%	1	50%	0	0%	0	0%	0	0%
Other	7	36.8%	0	0%	6	31.6%	3	15.8%	3	15.8%	0	0%
Gender Identity	0	0%	0	0%	2	100%	0	0%	0	0%	0	0%
Gender	12	50%	0	0%	8	33.3%	2	8.3%	2	8.3%	0	0%
Total	26	38.2%	1	1.5%	20	29.4%	7	10.3%	14	20.6%	0	0%

Figure 62: Administrative Prosecutions Unit Open Docket (August 2021)

Case Stage	Cases	Percent
Trial commenced	0	0%
Awaiting filing of charges	39	21%
Charges filed, awaiting service	29	16%
Charges served, CORD/SoEH/DCS pending	90	49%
Charges served, Conference Date Requested	3	2%
Calendared for court appearance	3	2%
Case Off Calendar - Subsequent Appearance Pending	8	4%
Trial scheduled	7	4%
Plea agreed - paperwork pending	2	1%
Previously adjudicated	2	1%
Total	183	100%

CORD is the CO's Report on MOS facing discipline.
 SoEH is the Summary of Employment History.
 DCS is the Disciplinary Cover Sheet.

Figure 63: Administrative Prosecutions Unit Cases Awaiting Final Disposition (August 2021)

Case Stage	Cases	Percent
Disposition modified, awaiting final disp.	1	6%
Plea filed - awaiting approval by PC	9	53%
Verdict rendered - awaiting approval by PC	7	41%
Verdict rendered - Fogel response due	0	0%
Trial completed, awaiting verdict	0	0%
Total	17	100%

A Fogel response is a letter to the Trial Commissioner with comments from the CCRB on the Trial Commissioner's report and recommendation.

Figure 64: Officers With CCRB Complaints Closed in 2021 by Command

Patrol Services Bureau	Substantiated MOS Aug 2021	Substantiated MOS YTD 2021	Total MOS Aug 2021	Total MOS YTD 2021
Patrol Borough Manhattan South Total	1	16	14	108
Patrol Borough Manhattan North Total	4	17	21	132
Patrol Borough Bronx Total	13	53	63	331
Patrol Borough Brooklyn South Total	6	16	39	223
Patrol Borough Brooklyn North Total	20	47	70	335
Patrol Borough Queens South Total	1	2	30	160
Patrol Borough Queens North Total	2	5	17	102
Patrol Borough Staten Island Total	3	6	19	73
Special Operations Division Total	0	2	5	21
Other Patrol Services Bureau Commands Total	0	0	0	1
Total	50	164	278	1486
Other Bureaus				
Traffic Control Division Total	1	1	4	27
Transit Bureau Total	0	6	15	90
Housing Bureau Total	0	3	15	117
Organized Crime Control Bureau Total	1	2	15	52
Detective Bureau Total	2	10	6	55
Other Bureaus Total	3	12	14	51
Total	7	34	69	392
Other Commands				
Deputy Commissioners and Miscellaneous Commands Total	7	10	19	43
Undetermined	3	5	6	20
Total	67	213	372	1941

Table shows MOS command as recorded at the time of complaint.

Figure 65A: Officers With CCRB Complaints Closed in 2021 by Command - Patrol Borough Manhattan South

Manhattan South	Substantiated MOS Aug 2021	Substantiated MOS YTD 2021	Total MOS Aug 2021	Total MOS YTD 2021
001 Precinct	0	1	1	11
005 Precinct	0	0	0	3
006 Precinct	0	0	1	2
007 Precinct	0	3	3	19
009 Precinct	0	0	1	6
010 Precinct	1	1	1	6
013 Precinct	0	1	2	10
Midtown South Precinct	0	2	0	11
017 Precinct	0	5	0	15
Midtown North Precinct	0	0	3	8
Precincts Total	1	13	12	91
Patrol Borough Manhattan South Task Force	0	1	2	7
Patrol Borough Manhattan South HQ	0	2	0	9
Patrol Borough Manhattan South Anti-Crime Unit	0	0	0	1
Patrol Borough Manhattan South Total	1	16	14	108

Table shows MOS command as recorded at the time of complaint.

Figure 65B: Officers With CCRB Complaints Closed in 2021 by Command - Patrol Borough Manhattan North

Manhattan North	Substantiated MOS Aug 2021	Substantiated MOS YTD 2021	Total MOS Aug 2021	Total MOS YTD 2021
019 Precinct	1	1	1	5
020 Precinct	0	1	0	6
023 Precinct	0	3	4	18
024 Precinct	1	1	3	9
025 Precinct	0	0	1	14
026 Precinct	0	1	0	3
Central Park Precinct	0	0	0	2
028 Precinct	0	3	0	17
030 Precinct	0	0	1	9
032 Precinct	1	2	2	11
033 Precinct	1	1	6	14
034 Precinct	0	2	3	19
Precincts Total	4	15	21	127
Patrol Borough Manhattan North Task Force	0	0	0	0
Patrol Borough Manhattan North HQ	0	1	0	1
Patrol Borough Manhattan North Anti-Crime Unit	0	1	0	4
Manhattan North Impact Response Team	0	0	0	0
Patrol Borough Manhattan North Total	4	17	21	132

Table shows MOS command as recorded at the time of complaint.

Figure 65C: Officers With CCRB Complaints Closed in 2021 by Command - Patrol Borough Bronx

Bronx	Substantiated MOS Aug 2021	Substantiated MOS YTD 2021	Total MOS Aug 2021	Total MOS YTD 2021
040 Precinct	0	0	3	20
041 Precinct	2	9	10	35
042 Precinct	1	3	4	31
043 Precinct	0	1	1	10
044 Precinct	0	7	8	53
045 Precinct	0	2	1	11
046 Precinct	1	6	10	37
047 Precinct	1	3	7	31
048 Precinct	0	2	0	18
049 Precinct	0	1	2	13
050 Precinct	2	2	5	15
052 Precinct	4	15	7	41
Precincts Total	11	51	58	315
Patrol Borough Bronx Task Force	2	2	5	12
Patrol Borough Bronx HQ	0	0	0	0
Patrol Borough Bronx Anti-Crime Unit	0	0	0	4
Bronx Impact Response Team	0	0	0	0
Patrol Borough Bronx Total	13	53	63	331

Table shows MOS command as recorded at the time of complaint.

Figure 65D: Officers With CCRB Complaints Closed in 2021 by Command - Patrol Borough Brooklyn South

Brooklyn South	Substantiated MOS Aug 2021	Substantiated MOS YTD 2021	Total MOS Aug 2021	Total MOS YTD 2021
060 Precinct	0	1	1	17
061 Precinct	0	0	0	16
062 Precinct	0	0	0	2
063 Precinct	0	0	0	12
066 Precinct	0	0	2	9
067 Precinct	4	5	10	33
068 Precinct	0	1	0	14
069 Precinct	0	0	13	25
070 Precinct	0	0	1	14
071 Precinct	1	4	5	29
072 Precinct	0	0	2	12
076 Precinct	0	0	2	14
078 Precinct	0	1	0	10
Precincts Total	5	12	36	207
Patrol Borough Brooklyn South Task Force	1	4	3	15
Patrol Borough Brooklyn South HQ	0	0	0	1
Patrol Borough Brooklyn South Anti-Crime Unit	0	0	0	0
Brooklyn South Impact Response Team	0	0	0	0
Patrol Borough Brooklyn South Total	6	16	39	223

Table shows MOS command as recorded at the time of complaint.

Figure 65E: Officers With CCRB Complaints Closed in 2021 by Command - Patrol Borough Brooklyn North

Brooklyn North	Substantiated MOS Aug 2021	Substantiated MOS YTD 2021	Total MOS Aug 2021	Total MOS YTD 2021
073 Precinct	8	8	20	40
075 Precinct	4	10	16	142
077 Precinct	0	3	2	30
079 Precinct	1	8	8	29
081 Precinct	2	2	7	19
083 Precinct	1	2	4	23
084 Precinct	1	5	4	16
088 Precinct	0	1	3	10
090 Precinct	2	5	3	16
094 Precinct	0	2	1	7
Precincts Total	19	46	68	332
Patrol Borough Brooklyn North Task Force	0	0	0	0
Patrol Borough Brooklyn North HQ	1	1	2	3
Patrol Borough Brooklyn North Anti-Crime Unit	0	0	0	0
Brooklyn North Impact Response Team	0	0	0	0
Patrol Borough Brooklyn North Total	20	47	70	335

Table shows MOS command as recorded at the time of complaint.

Figure 65F: Officers With CCRB Complaints Closed in 2021 by Command - Patrol Borough Queens South

Queens South	Substantiated MOS Aug 2021	Substantiated MOS YTD 2021	Total MOS Aug 2021	Total MOS YTD 2021
100 Precinct	0	0	2	8
101 Precinct	0	0	1	17
102 Precinct	0	0	6	23
103 Precinct	0	0	4	37
105 Precinct	1	1	6	28
106 Precinct	0	0	1	17
107 Precinct	0	1	1	6
113 Precinct	0	0	5	19
Precincts Total	1	2	26	155
Patrol Borough Queens South Task Force	0	0	3	3
Patrol Borough Queens South HQ	0	0	0	1
Patrol Borough Queens South Anti-Crime Unit	0	0	1	1
Queens South Impact Response Team	0	0	0	0
Patrol Borough Queens South Total	1	2	30	160

Table shows MOS command as recorded at the time of complaint.

Figure 65G: Officers With CCRB Complaints Closed in 2021 by Command - Patrol Borough Queens North

Queens North	Substantiated MOS Aug 2021	Substantiated MOS YTD 2021	Total MOS Aug 2021	Total MOS YTD 2021
104 Precinct	0	0	0	18
108 Precinct	0	0	4	8
109 Precinct	0	1	4	14
110 Precinct	1	1	1	11
111 Precinct	1	1	2	10
112 Precinct	0	0	0	8
114 Precinct	0	0	3	17
115 Precinct	0	2	1	12
Precincts Total	2	5	15	98
Patrol Borough Queens North Task Force	0	0	0	0
Patrol Borough Queens North HQ	0	0	2	3
Patrol Borough Queens North Anti-Crime Unit	0	0	0	1
Patrol Borough Queens North Total	2	5	17	102

Table shows MOS command as recorded at the time of complaint.

Figure 65H: Officers With CCRB Complaints Closed in 2021 by Command - Patrol Borough Staten Island

Staten Island	Substantiated MOS Aug 2021	Substantiated MOS YTD 2021	Total MOS Aug 2021	Total MOS YTD 2021
120 Precinct	2	3	7	32
122 Precinct	0	0	2	11
123 Precinct	0	0	2	5
121 Precinct	0	2	5	18
Precincts Total	2	5	16	66
Patrol Borough Staten Island Task Force	0	0	1	1
Patrol Borough Staten Island HQ	1	1	2	6
Patrol Borough Staten Island Anti-Crime Unit	0	0	0	0
Staten Island Housing Unit	0	0	0	0
Staten Island Court Section	0	0	0	0
Staten Island Impact Response Team	0	0	0	0
Patrol Borough Staten Island Total	3	6	19	73

Table shows MOS command as recorded at the time of complaint.

Figure 65I: Officers With CCRB Complaints Closed in 2021 by Command - Special Operations Division

Special Operations	Substantiated MOS Aug 2021	Substantiated MOS YTD 2021	Total MOS Aug 2021	Total MOS YTD 2021
Emergency Services Unit and Squads 1-10	0	1	5	14
Harbor Unit	0	0	0	0
Aviation Unit	0	0	0	0
Canine Team	0	1	0	1
Mounted Unit	0	0	0	0
2 SOD Strategic Response Group	0	0	0	6
Special Operations Division Headquarters	0	0	0	0
Special Operations Division Total	0	2	5	21

Table shows MOS command as recorded at the time of complaint.

Figure 65J: Officers With CCRB Complaints Closed in 2021 by Command - Other Patrol Services Bureau Commands

Other Patrol Services Bureau Commands	Substantiated MOS Aug 2021	Substantiated MOS YTD 2021	Total MOS Aug 2021	Total MOS YTD 2021
Chiefs Office	0	0	0	1
Special Operations Division Taxi Unit	0	0	0	0
Other Patrol Services Bureau Commands Total	0	0	0	1

Table shows MOS command as recorded at the time of complaint.

Figure 65K: Officers With CCRB Complaints Closed in 2021 by Command - Traffic Control Division

Traffic Control Division	Substantiated MOS Aug 2021	Substantiated MOS YTD 2021	Total MOS Aug 2021	Total MOS YTD 2021
Traffic Control Division - Headquarters Command	0	0	0	0
Manhattan Traffic Task Force	0	0	1	15
Brooklyn Traffic Task Force	0	0	0	0
Bronx Traffic Task Force	0	0	0	0
Queens Traffic Task Force	0	0	0	0
Surface Transportation Enforcement Division (STED)	0	0	0	0
Bus Unit	0	0	0	0
Traffic Control Parking Enforcement District	0	0	0	0
Traffic Control Tow Units	0	0	0	0
Traffic Control Summons Enforcement	0	0	0	0
Traffic Command Intersection Control	0	0	0	0
Traffic Control Intelligence Unit	0	0	0	0
Highway District	0	0	1	2
Highway Unit #1	1	1	2	2
Highway Unit #2	0	0	0	2
Highway Unit #3	0	0	0	5
Highway Unit #4	0	0	0	0
Highway Unit #5	0	0	0	1
Highway Safety Enforcement Unit	0	0	0	0
Movie and TV Unit	0	0	0	0
Traffic Control Division Total	1	1	4	27

Table shows MOS command as recorded at the time of complaint.

Figure 65L: Officers With CCRB Complaints Closed in 2021 by Command - Transit Bureau

Transit Bureau	Substantiated MOS Aug 2021	Substantiated MOS YTD 2021	Total MOS Aug 2021	Total MOS YTD 2021
Transit Bureau Headquarters	0	1	0	1
Transit Bureau Authority Liaison	0	0	0	0
Transit Bureau Inspections	0	0	0	0
Transit Bureau Spec. Invest. Unit	0	0	0	0
Transit Bureau Crime Analysis	0	0	0	0
Transit Bureau Patrol Operations	0	0	0	0
Transit Bureau Manhattan	0	0	0	0
Transit Bureau Bronx	0	0	1	1
Transit Bureau Queens	0	0	0	0
Transit Bureau Brooklyn	0	0	0	0
TB DT01	0	0	0	1
TB DT02	0	1	0	10
TB DT03	0	1	0	6
TB DT04	0	1	4	12
TB DT11	0	0	0	5
TB DT12	0	0	2	9
TB DT20	0	0	0	5
TB DT23	0	0	1	1
TB DT30	0	0	1	9
TB DT32	0	0	3	7
TB DT33	0	0	1	12
TB DT34	0	0	1	1
Transit Bureau Manhattan Task Force	0	0	0	1
Transit Bureau Bronx Task Force	0	0	0	1
Transit Bureau Queens Task Force	0	0	0	0
Transit Bureau Brooklyn Task Force	0	0	0	1
Transit Bureau Homeless Outreach Unit	0	0	0	0
Transit Division Canine Unit	0	0	0	2
Transit Bureau Vandal Unit	0	2	0	4
Transit Bureau Special Operations Unit	0	0	0	0
TB Anti-Terrorism	0	0	1	1
Transportation Bureau and Transit Other Commands	0	0	0	0
Transit Bureau Total	0	6	15	90

Table shows MOS command as recorded at the time of complaint.

Figure 65M: Officers With CCRB Complaints Closed in 2021 by Command - Housing Bureau

Housing Bureau	Substantiated MOS Aug 2021	Substantiated MOS YTD 2021	Total MOS Aug 2021	Total MOS YTD 2021
Housing Bureau (Office of the Chief Command Center)	0	0	0	0
Housing Bureau Special Operations Section	0	0	0	0
PSA 1	0	1	1	11
PSA 2	0	0	5	27
PSA 3	0	0	3	8
PSA 4	0	0	1	5
PSA 5	0	0	0	11
PSA 6	0	0	3	5
PSA 7	0	2	0	28
PSA 8	0	0	2	18
PSA 9	0	0	0	3
Housing Bureau Brooklyn/Staten Island	0	0	0	0
Housing Bureau Manhattan	0	0	0	0
Housing Bureau Bronx/Queens	0	0	0	0
Housing Bureau Investigations	0	0	0	0
Housing Bureau Elevator Vandalism Unit	0	0	0	0
Housing Bureau Operations and Misc. Commands	0	0	0	0
Housing Bureau Total	0	3	15	117
Housing Borough Brooklyn Impact Response Team	0	0	0	1
Housing Borough Manhattan Impact Response Team	0	0	0	0
Housing Borough Bronx/Queens Impact Response Team	0	0	0	0
Housing Bureau Total	0	3	15	117

Table shows MOS command as recorded at the time of complaint.

Figure 65N: Officers With CCRB Complaints Closed in 2021 by Command - Organized Crime Control Bureau

Organized Crime Control Bureau	Substantiated MOS Aug 2021	Substantiated MOS YTD 2021	Total MOS Aug 2021	Total MOS YTD 2021
Queens Narcotics	0	0	6	12
Manhattan North Narcotics	0	1	1	10
Manhattan South Narcotics	0	0	0	0
Bronx Narcotics	1	1	3	3
Staten Island Narcotics	0	0	2	5
Brooklyn North Narcotics	0	0	3	8
Brooklyn South Narcotics	0	0	0	8
Narcotics Headquarters	0	0	0	0
Auto Crime Division	0	0	0	2
Vice Enforcement Division	0	0	0	0
Drug Enforcement Task Force	0	0	0	4
Organized Crime Headquarters	0	0	0	0
Organized Crime Control Bureau Total	1	2	15	52

Table shows MOS command as recorded at the time of complaint.

Figure 650: Officers With CCRB Complaints Closed in 2021 by Command - Detective Bureau

Detective Bureau	Substantiated MOS Aug 2021	Substantiated MOS YTD 2021	Total MOS Aug 2021	Total MOS YTD 2021
Detective Bureau Headquarters	0	0	0	0
Central Investigation and Resource Division	0	0	0	0
Special Investigations Division	0	0	0	1
Special Victims Division	0	0	0	0
Forensic Investigations Division	0	0	0	1
Fugitive Enforcement Division	0	0	0	0
Gang Division	0	0	0	0
Detective Borough Bronx	1	3	1	15
Detective Borough Manhattan	0	2	0	11
Detective Borough Brooklyn	1	5	4	14
Detective Borough Queens	0	0	1	10
Detective Borough Staten Island	0	0	0	3
DB Queens North Operations	0	0	0	0
DB Queens South Operations	0	0	0	0
Detective Bureau Total	2	10	6	55

Table shows MOS command as recorded at the time of complaint.

Figure 65P: Officers With CCRB Complaints Closed in 2021 by Command - Other Bureaus

Other Bureaus	Substantiated MOS Aug 2021	Substantiated MOS YTD 2021	Total MOS Aug 2021	Total MOS YTD 2021
Internal Affairs Bureau				
Internal Affairs Bureau	0	0	0	3
Criminal Justice Bureau				
Court Division	3	12	14	44
Court Bureau	0	0	0	0
Court LMSI	0	0	0	0
Court Unit	0	0	0	0
Criminal Justice Headquarters	0	0	0	0
Support Services Bureau				
Property Clerk Division	0	0	0	1
Fleet Services	0	0	0	0
Central Records Division	0	0	0	1
Personnel Bureau				
Applicant Processing Division	0	0	0	0
Health Services	0	0	0	0
Personnel Bureau Headquarters	0	0	0	2
Other Bureaus Total	3	12	14	51

Table shows MOS command as recorded at the time of complaint.

Figure 65Q: Officers With CCRB Complaints Closed in 2021 by Command - Deputy Commissioners and Miscellaneous Commands

Deputy Commissioners and Miscellaneous Commands	Substantiated MOS Aug 2021	Substantiated MOS YTD 2021	Total MOS Aug 2021	Total MOS YTD 2021
Deputy Commissioner Legal Matters - License Division	0	0	0	0
Deputy Commissioner Legal Matters - Legal Bureau	0	0	1	3
DC Training	0	0	0	0
Deputy Commissioner Training - Police Academy	0	0	0	0
Deputy Commissioner Training - Police Academy Training	0	0	0	3
Deputy Commissioner Training - In-service Training Section	0	0	0	0
Deputy Commissioner Management and Budget	0	0	0	0
Police Commissioner Office	0	0	0	0
Community Affairs Division	0	0	0	0
Chief of Community Affairs	1	2	3	4
Community Affairs Juvenile Section	0	0	0	0
School Safety Bronx/Manhattan	0	0	0	0
School Safety Queens/Brooklyn	0	0	0	0
Office of Equal Employment	0	0	0	0
Deputy Commissioner Operations	0	0	1	1
DC Operations Financial Mgmt.	0	0	0	0
Intelligence Division	6	7	12	23
Chief of Department	0	1	2	6
Department Advocate	0	0	0	0
Deputy Commissioner Public Information	0	0	0	0
Crime Prevention	0	0	0	0
First Deputy Commissioner	0	0	0	2
Office of Management, Analysis and Planning	0	0	0	0
Quality Assurance Division	0	0	0	0
Deputy Commissioner Counterterrorism	0	0	0	1
Chief of Department Evaluation Section	0	0	0	0
Deputy Commissioners and Miscellaneous Commands Total	7	10	19	43

Table shows MOS command as recorded at the time of complaint.