

**DAILY REPORT**

6/28/2021

(Data from Sunday, June 27, 2021)

SINGLE ADULTS	
Drop-in Center Clients Served	471
Drop-in Center Overnight Census	127
Faith Bed Census	18
Outreach Contacts	180
Outreach Placements	4
Safe Haven Utilization	1058
Veterans In Short-term Housing	194
Criminal Justice Short-term Housing	98

FAMILY INTAKE	
Families Requesting Temporary Housing at PATH	75
Adult Families Requesting Temporary Housing at AFIC	4
Families Placed in Overnight Accommodations	0
Families w/children at PATH Overnight (pre 10PM)	0

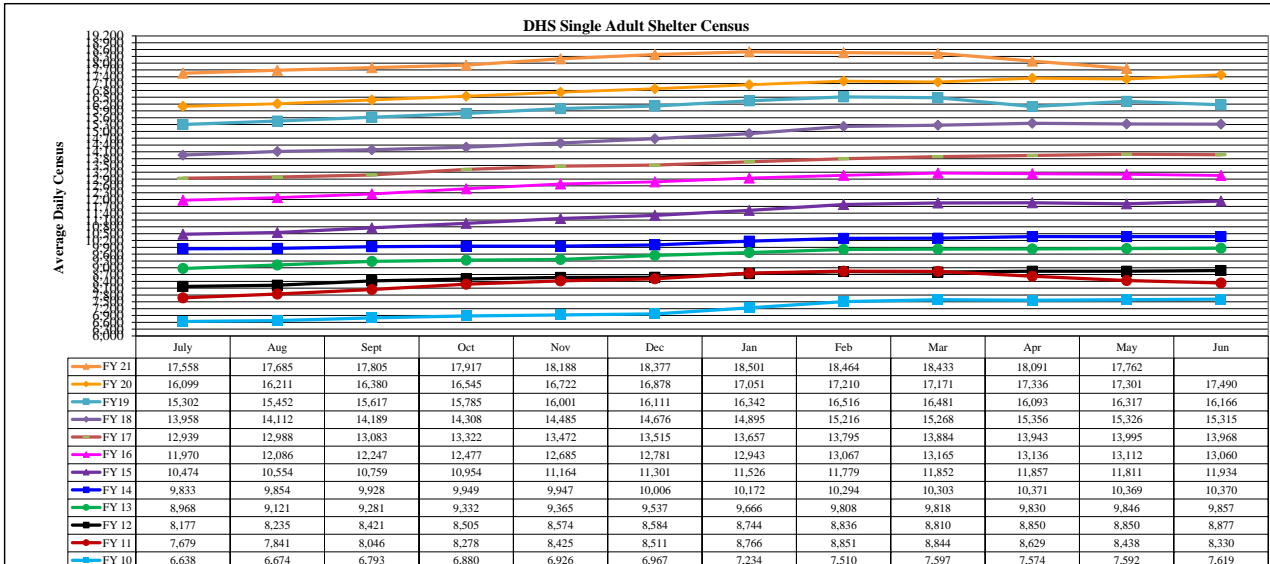
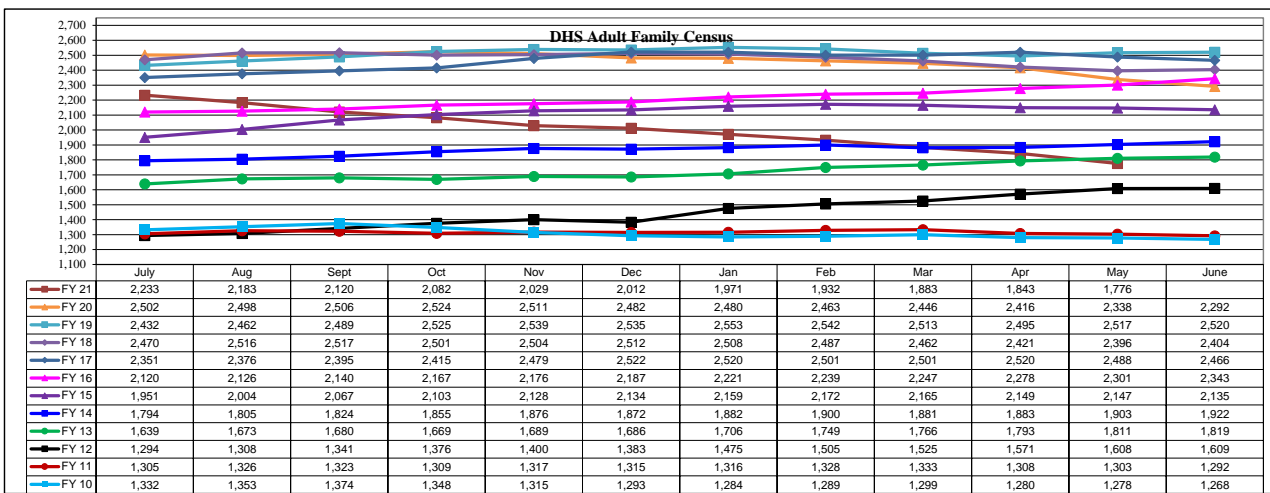
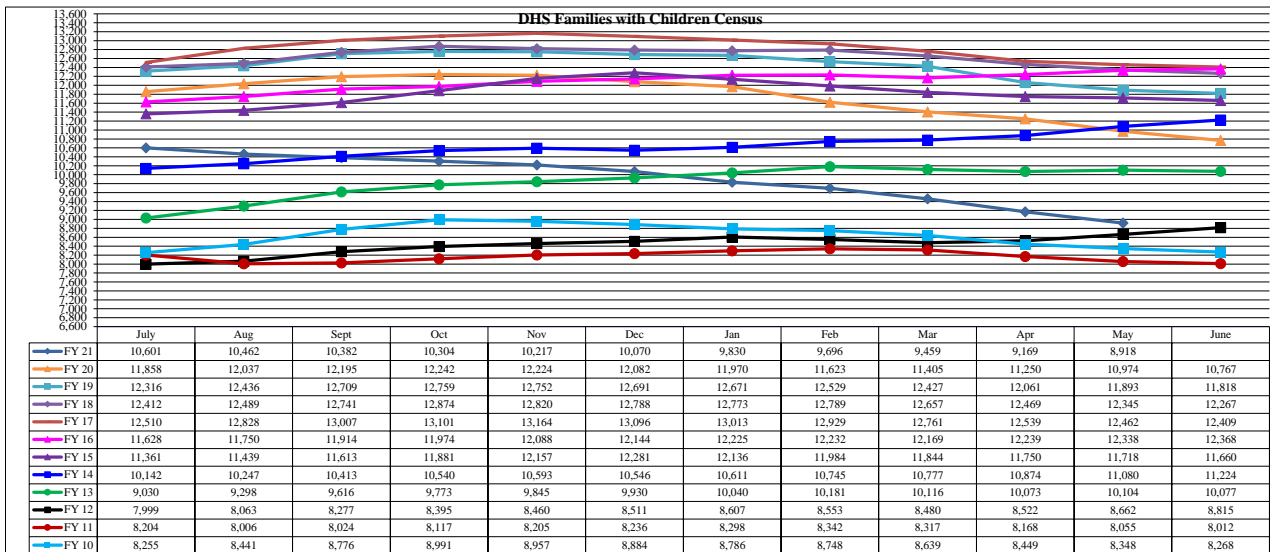
TOTAL SHELTER CENSUS	
Adults	32,052
Children	15,062
<b>Total Individuals</b>	<b>47,114</b>

SINGLE ADULTS	
Men	12,826
Women	4,214
<b>Total Single Adults</b>	<b>17,040</b>

FAMILIES WITH CHILDREN	
<b>Families</b>	8,685
Adults	11,377
Children	15,062
<b>Individuals</b>	<b>26,439</b>

ADULT FAMILIES CENSUS	
<b>Families</b>	1,728
<b>Individuals (Adults)</b>	<b>3,635</b>

x



\*Due to data conversion the average monthly census for December 2011 and January 2012 for Families with Children and Adult Families is based upon data for a partial month.