

DAILY REPORT

1/7/2020

(Data from Monday, January 06, 2020)

Code Blue

SINGLE ADULTS	
Drop-in Center Clients Served	685
Drop-in Center Overnight Census	256
Faith Bed Census	188
Outreach Contacts	345
Outreach Placements	21
Safe Haven Utilization	1067
Veterans In Short-term Housing	239
Criminal Justice Short-term Housing	211

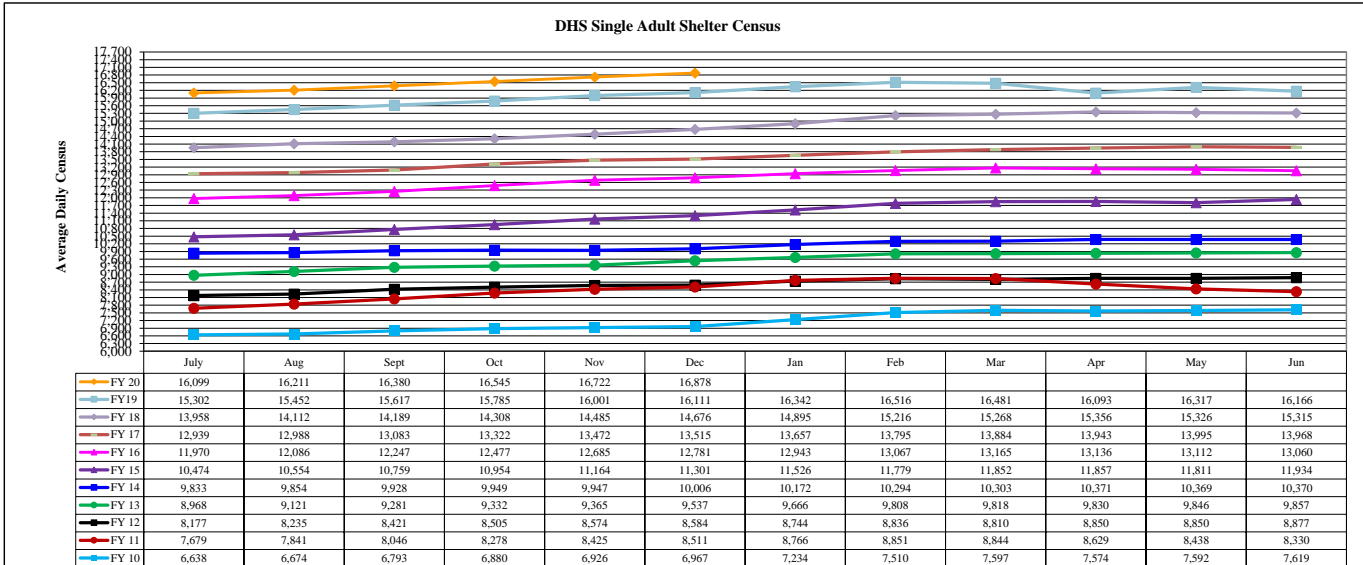
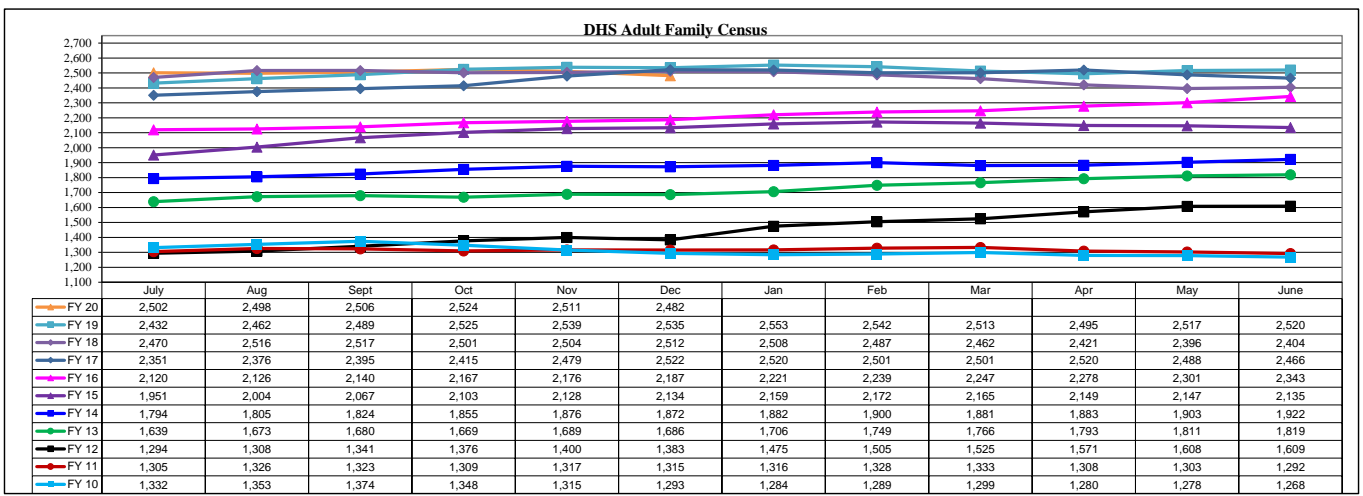
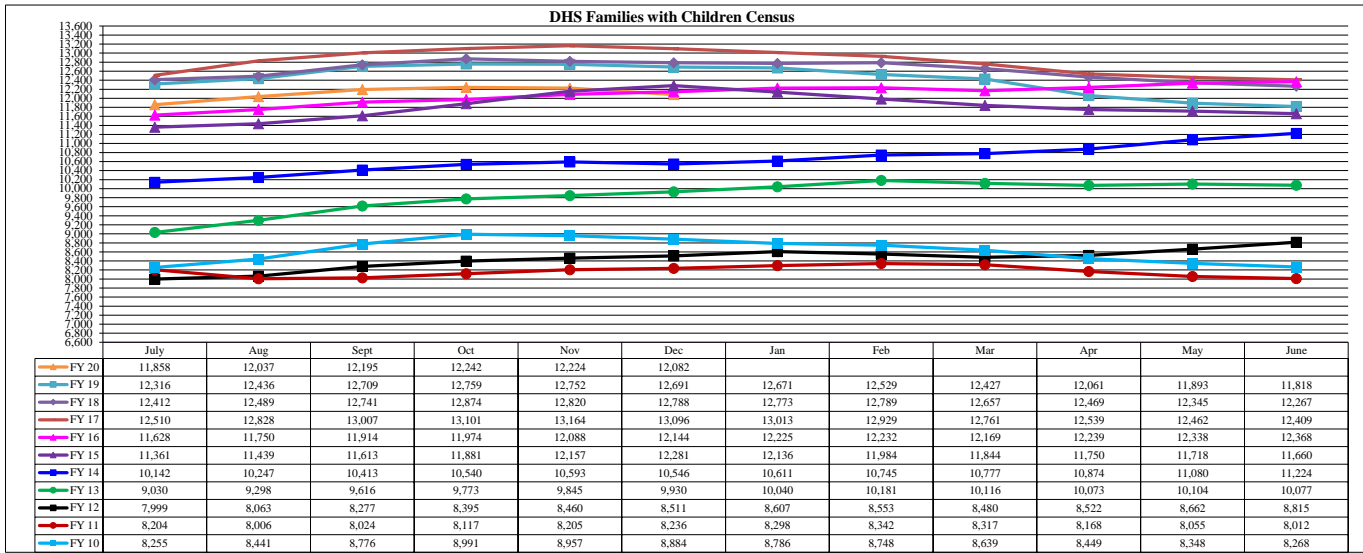
FAMILY INTAKE	
Families Requesting Temporary Housing at PATH	138
Adult Families Requesting Temporary Housing at AFIC	17
Families Placed in Overnight Accommodations	0
Families w/children at PATH Overnight (pre 10PM)	0

TOTAL SHELTER CENSUS	
Adults	38,171
Children	21,327
Total Individuals	59,498

SINGLE ADULT SHELTER CENSUS	
Men	12,327
Women	4,611
Total Single Adults	16,938

FAMILIES WITH CHILDREN CENSUS	
Families	11,934
Adults	16,007
Children	21,327
Individuals	37,334

ADULT FAMILIES CENSUS	
Families	2,483
Individuals (Adults)	5,226



*Due to data conversion the average monthly census for December 2011 and January 2012 for Families with Children and Adult Families is based upon data for a partial month.