

DAILY REPORT

3/4/2021

(Data from Wednesday, March 03, 2021)

SINGLE ADULTS		Incomplete (5/6)	FAMILY INTAKE		Code Blue
Drop-in Center Clients Served	454		Incomplete (5/6)	Families Requesting Temporary Housing at PATH	137
Drop-in Center Overnight Census	138	Incomplete (5/6)	Adult Families Requesting Temporary Housing at AFIC	19	
Faith Bed Census	44	Incomplete (5/6)	Families Placed in Overnight Accommodations	0	
Outreach Contacts	339		Families w/children at PATH Overnight (pre 10PM)	0	
Outreach Placements	17				
Safe Haven Utilization	1139				
Veterans In Short-term Housing	208				
Criminal Justice Short-term Housing	104				

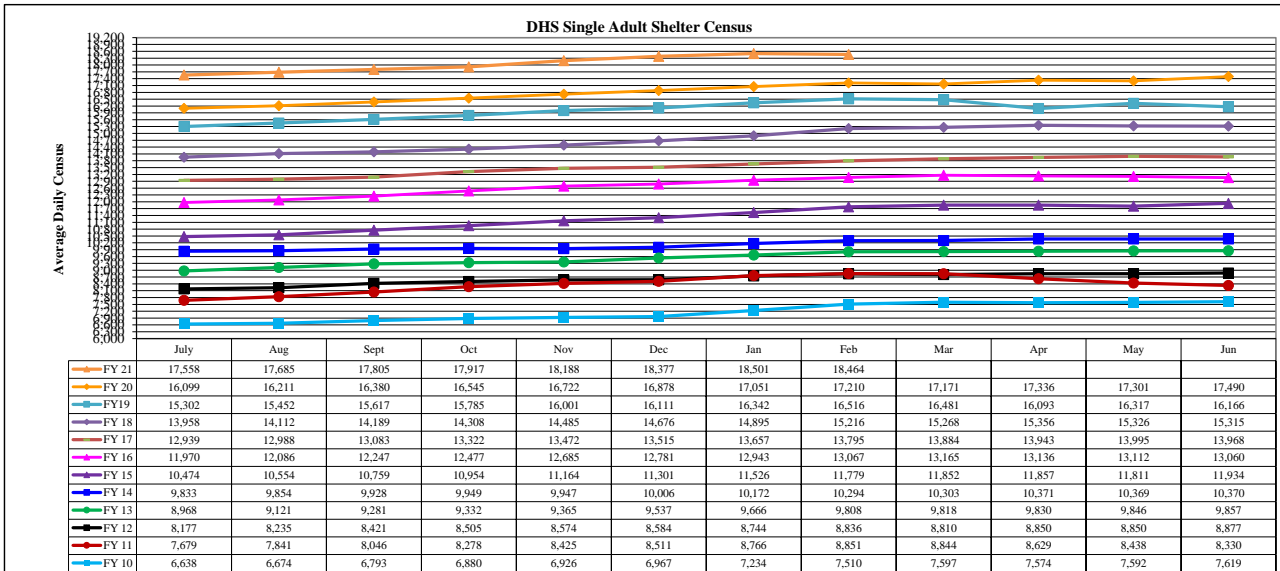
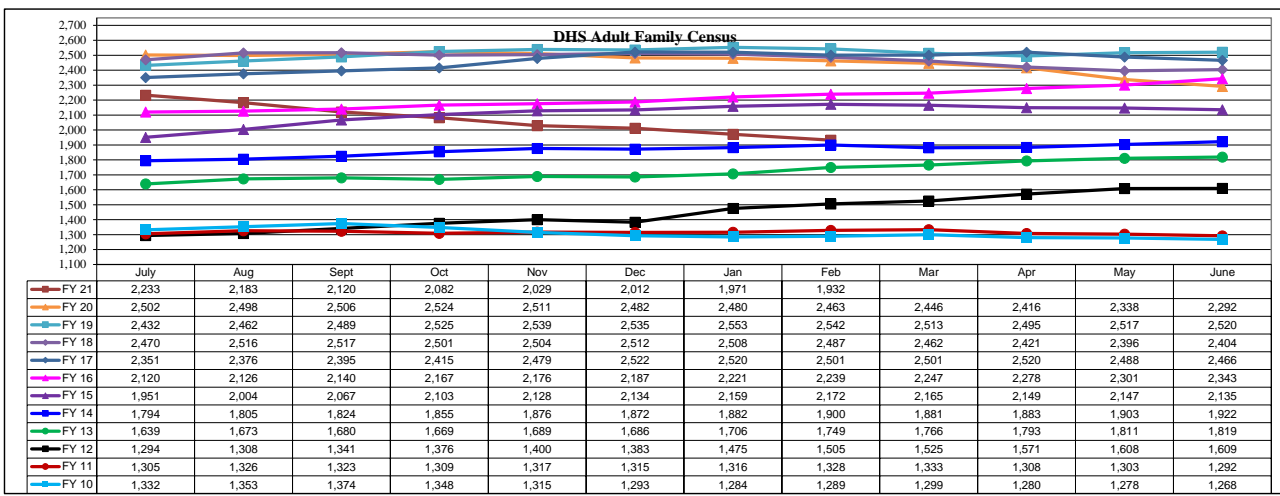
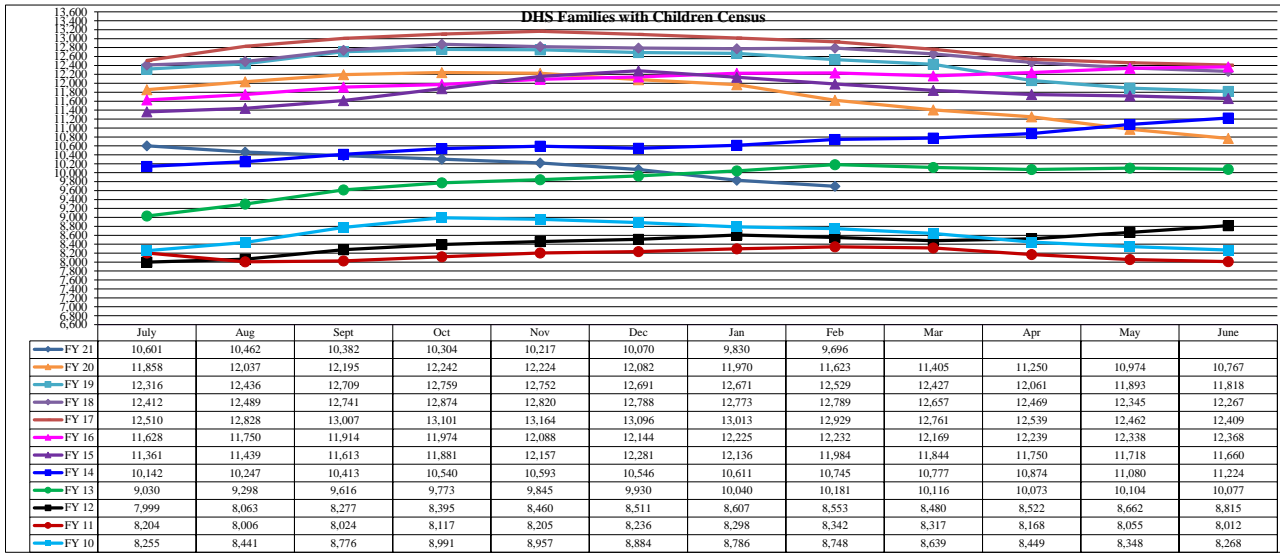
TOTAL SHELTER CENSUS	
Adults	35,108
Children	16,720
Total Individuals	51,828

SINGLE ADULTS	
Men	13,931
Women	4,503
Total Single Adults	18,434

FAMILIES WITH CHILDREN	
Families	9,579
Adults	12,638
Children	16,720
Individuals	29,358

ADULT FAMILIES CENSUS	
Families	1,913
Individuals (Adults)	4,036

x



*Due to data conversion the average monthly census for December 2011 and January 2012 for Families with Children and Adult Families is based upon data for a partial month.