

DAILY REPORT

5/14/2020

(Data from Wednesday, May 13, 2020)

SINGLE ADULTS	
Drop-in Center Clients Served	543
Drop-in Center Overnight Census	165
Faith Bed Census	49
Outreach Contacts	424
Outreach Placements	108
Safe Haven Utilization	1102
Veterans In Short-term Housing	222
Criminal Justice Short-term Housing	126

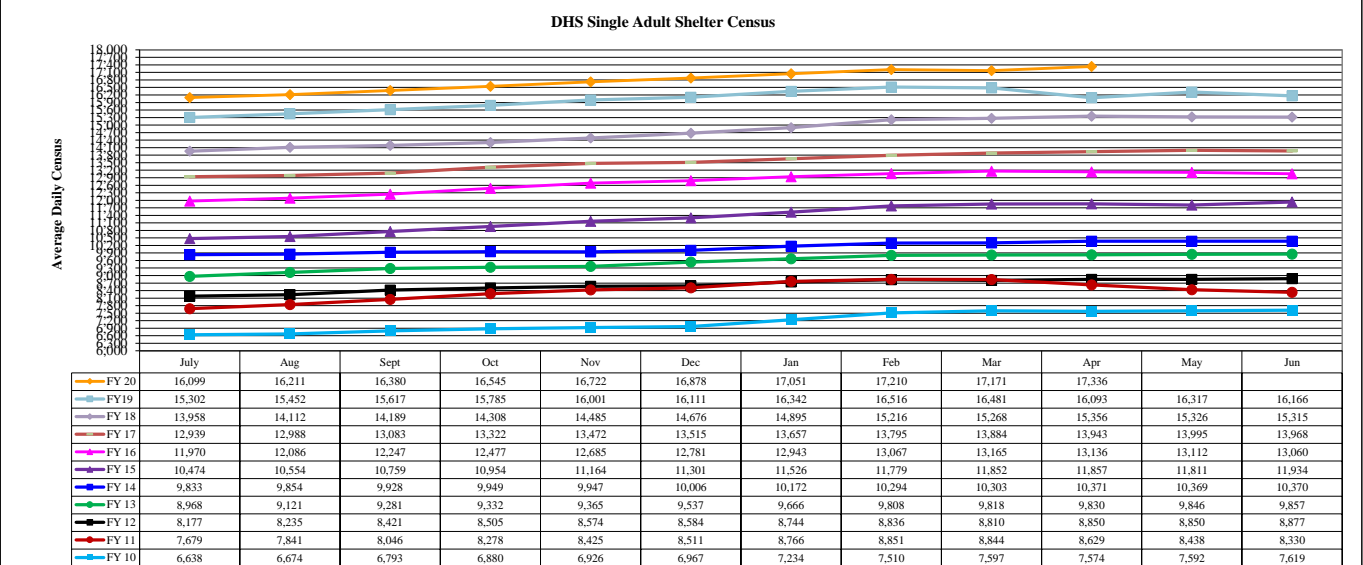
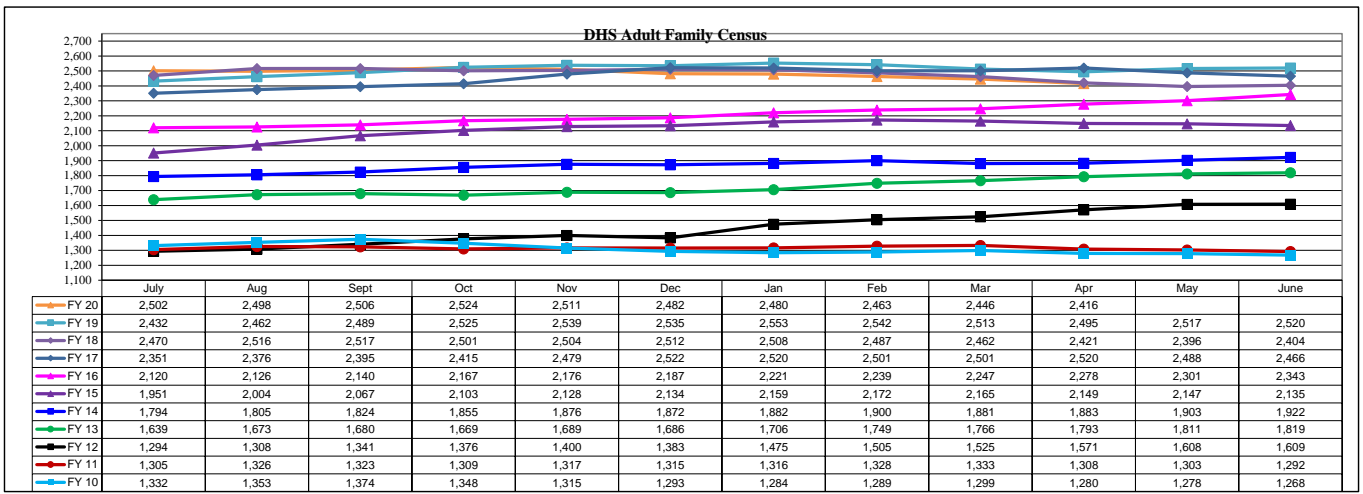
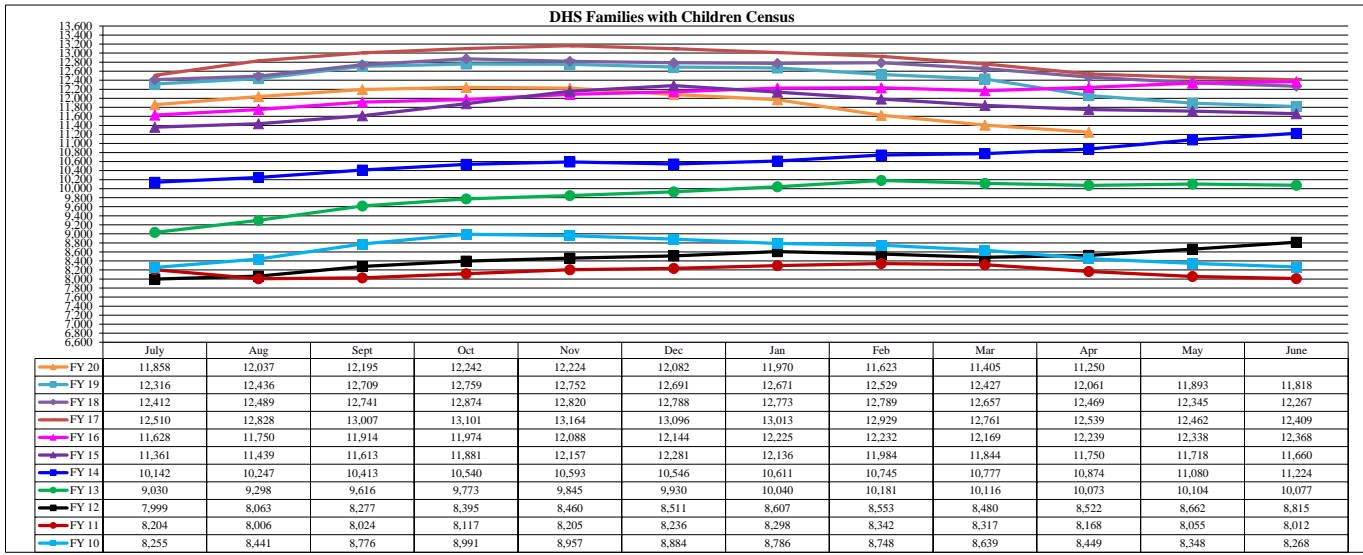
FAMILY INTAKE	
Families Requesting Temporary Housing at PATH	51
Adult Families Requesting Temporary Housing at AFIC	22
Families Placed in Overnight Accommodations	0
Families w/children at PATH Overnight (pre 10PM)	0

TOTAL SHELTER CENSUS	
Adults	36,952
Children	19,676
Total Individuals	56,628

SINGLE ADULT SHELTER CENSUS	
Men	12,744
Women	4,516
Total Single Adults	17,260

FAMILIES WITH CHILDREN CENSUS	
Families	11,014
Adults	14,747
Children	19,676
Individuals	34,423

ADULT FAMILIES CENSUS	
Families	2,341
Individuals (Adults)	4,945



*Due to data conversion the average monthly census for December 2011 and January 2012 for Families with Children and Adult Families is based upon data for a partial month.