

DAILY REPORT

1/14/2021

(Data from Wednesday, January 13, 2021)

Code Blue

SINGLE ADULTS	
Drop-in Center Clients Served	509
Drop-in Center Overnight Census	191
Faith Bed Census	57
Outreach Contacts	343
Outreach Placements	17
Safe Haven Utilization	1129
Veterans In Short-term Housing	202
Criminal Justice Short-term Housing	115

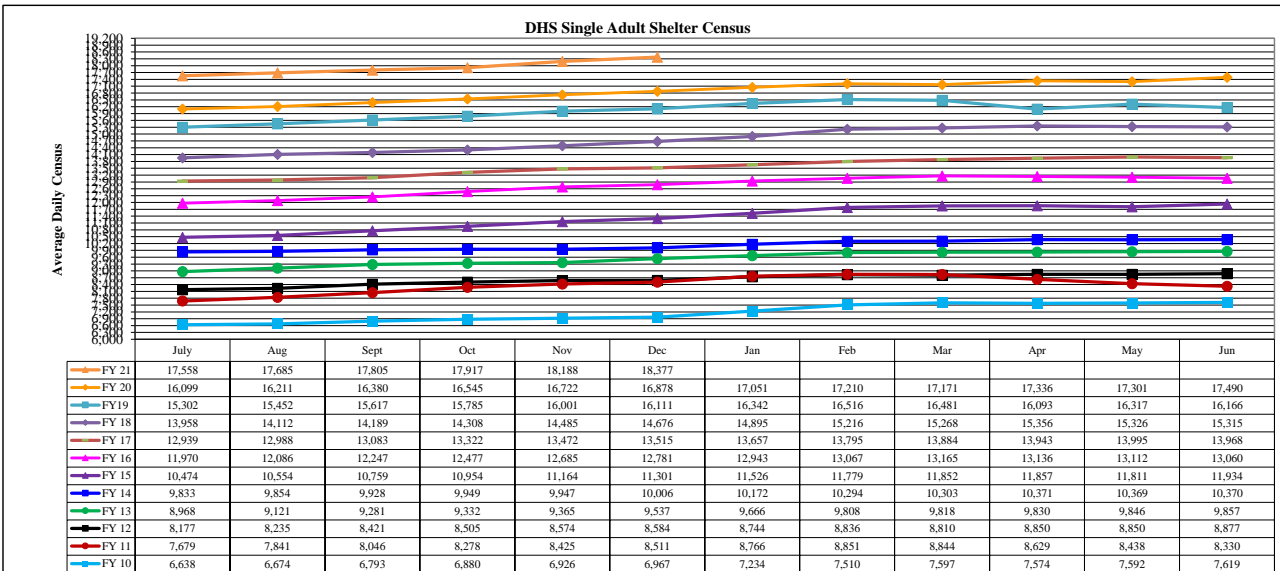
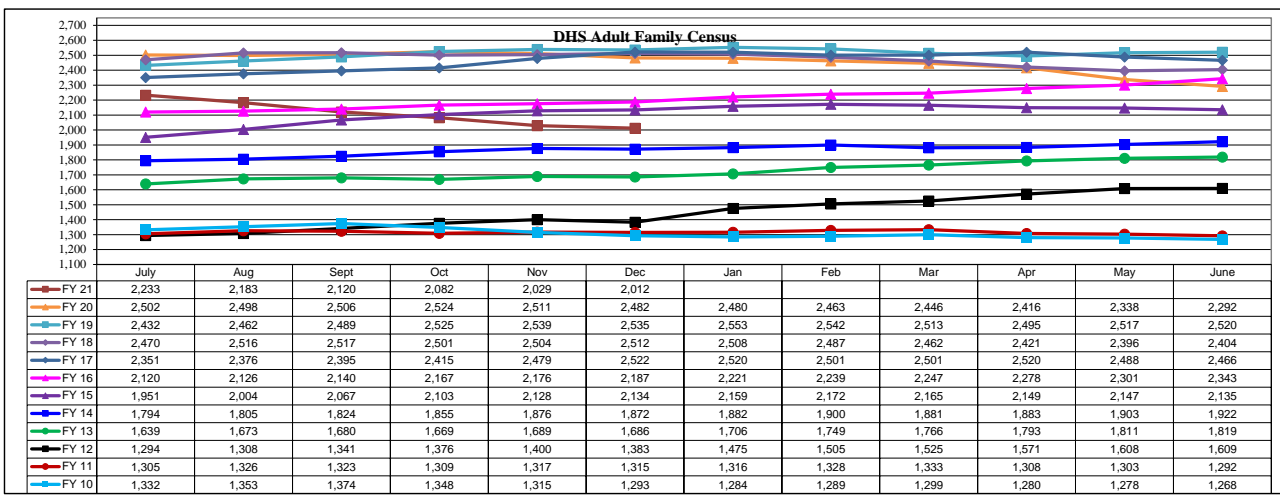
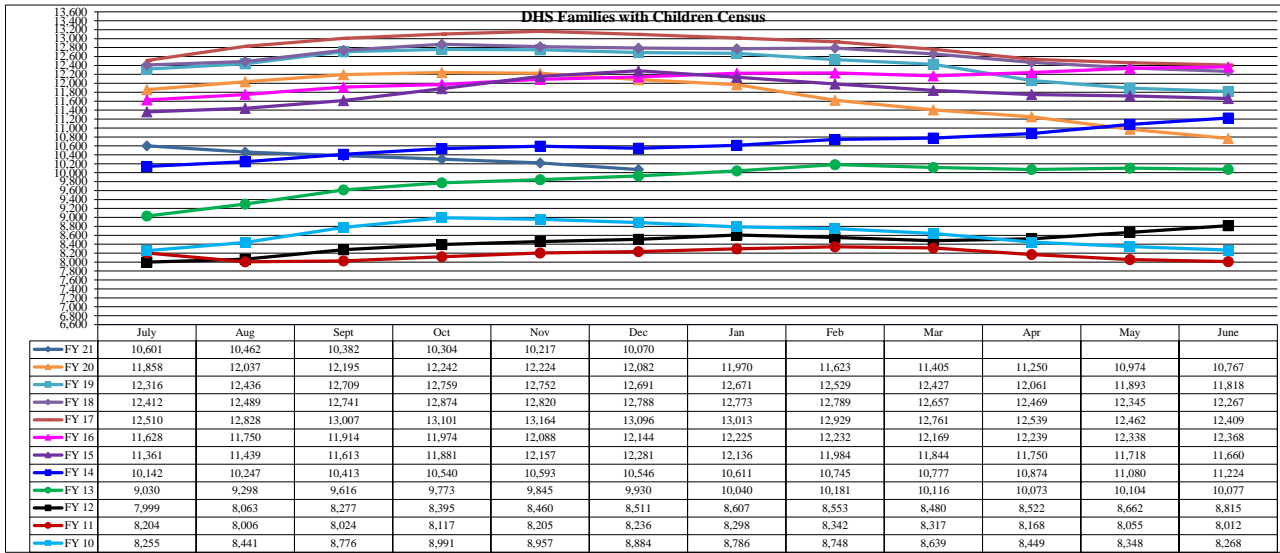
FAMILY INTAKE	
Families Requesting Temporary Housing at PATH	115
Adult Families Requesting Temporary Housing at AFIC	20
Families Placed in Overnight Accommodations	0
Families w/children at PATH Overnight (pre 10PM)	0

TOTAL SHELTER CENSUS	
Adults	35,639
Children	17,256
Total Individuals	52,895

SINGLE ADULTS	
Men	13,943
Women	4,538
Total Single Adults	18,481

FAMILIES WITH CHILDREN	
Families	9,852
Adults	12,971
Children	17,256
Individuals	30,227

ADULT FAMILIES CENSUS	
Families	1,980
Individuals (Adults)	4,187



*Due to data conversion the average monthly census for December 2011 and January 2012 for Families with Children and Adult Families is based upon data for a partial month.