

**DAILY REPORT**

7/13/2022

(Data from Tuesday, July 12, 2022)

SINGLE ADULTS	
Drop-in Center Clients Served	439
Drop-in Center Overnight Census	135
Faith Bed Census	17
Outreach Contacts	299
Outreach Placements	19
Safe Haven Utilization	
Veterans In Short-term Housing	
Criminal Justice Short-term Housing	

FAMILY INTAKE	
Families Requesting Temporary Housing at PATH	93
Adult Families Requesting Temporary Housing at AFIC	22
Families Placed in Overnight Accommodations	0
Families w/children at PATH Overnight (pre 10PM)	0

Numbers are not available due to CARES maintenance

Numbers are not available due to CARES maintenance

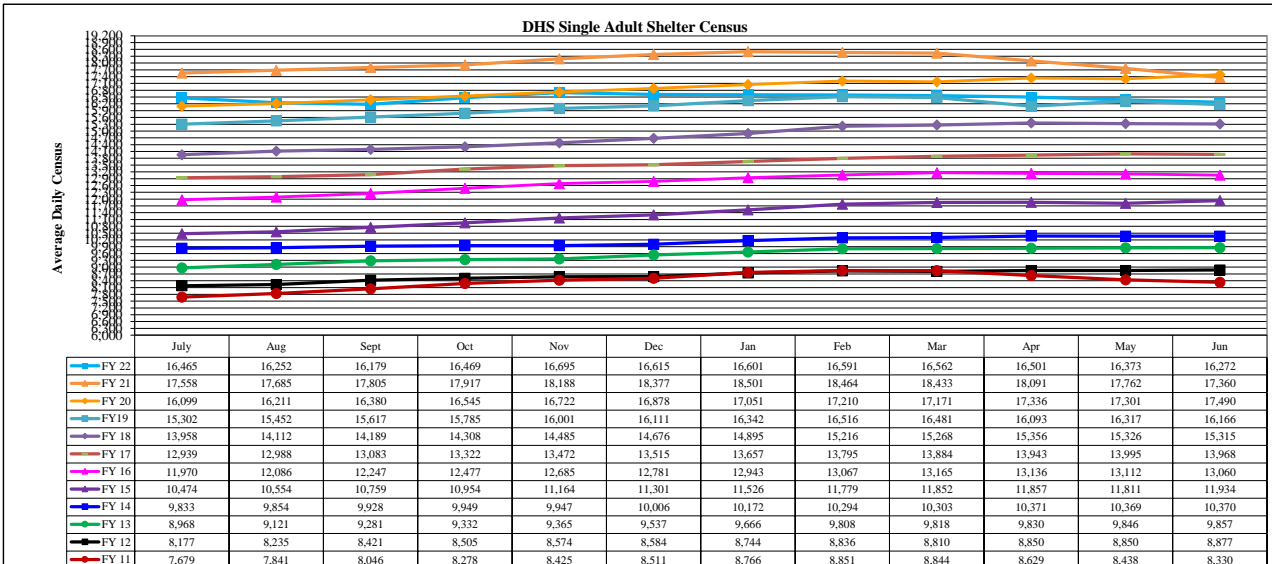
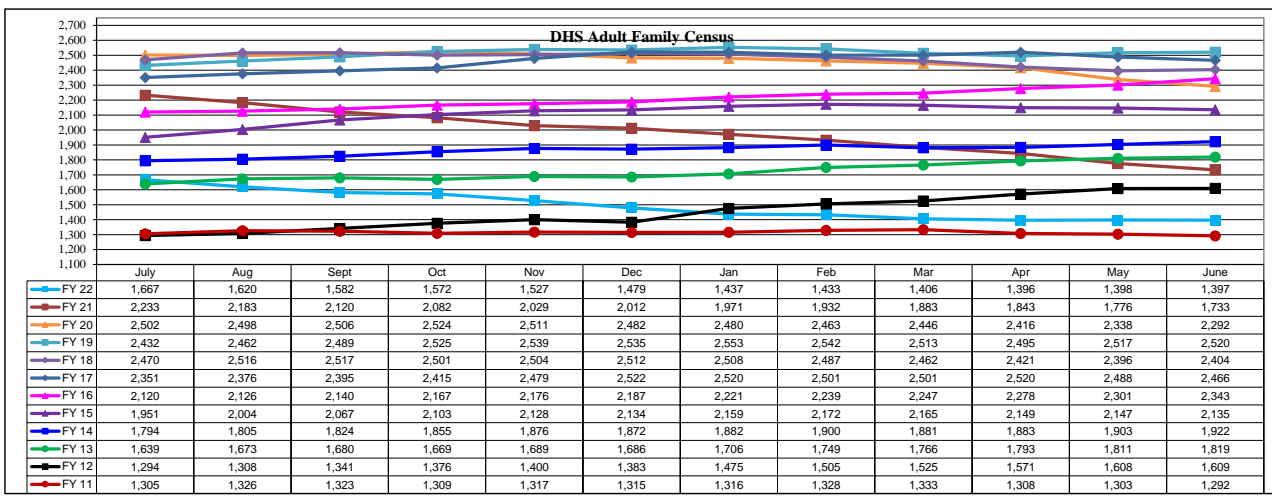
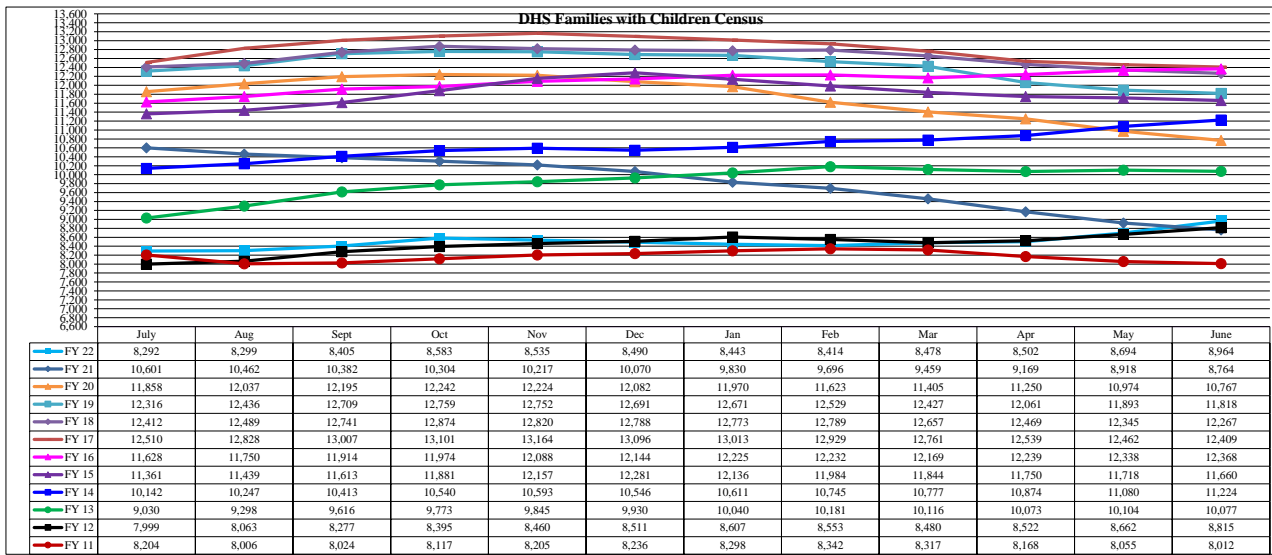
Numbers are not available due to CARES maintenance

TOTAL SHELTER CENSUS	
Adults	31,866
Children	15,943
<b>Total Individuals</b>	<b>47,809</b>

SINGLE ADULTS	
Men	12,046
Women	4,044
<b>Total Single Adults</b>	<b>16,090</b>

FAMILIES WITH CHILDREN	
<b>Families</b>	9,339
Adults	12,780
Children	15,943
<b>Individuals</b>	<b>28,723</b>

ADULT FAMILIES CENSUS	
<b>Families</b>	1,428
<b>Individuals (Adults)</b>	<b>2,996</b>



\*Due to data conversion the average monthly census for December 2011 and January 2012 for Families with Children and Adult Families is based upon data for a partial month.