

**DAILY REPORT**

9/21/2020

(Data from Sunday, September 20, 2020)

SINGLE ADULTS	
Drop-in Center Clients Served	406
Drop-in Center Overnight Census	144
Faith Bed Census	32
Outreach Contacts	189
Outreach Placements	11
Safe Haven Utilization	1095
Veterans In Short-term Housing	220
Criminal Justice Short-term Housing	106

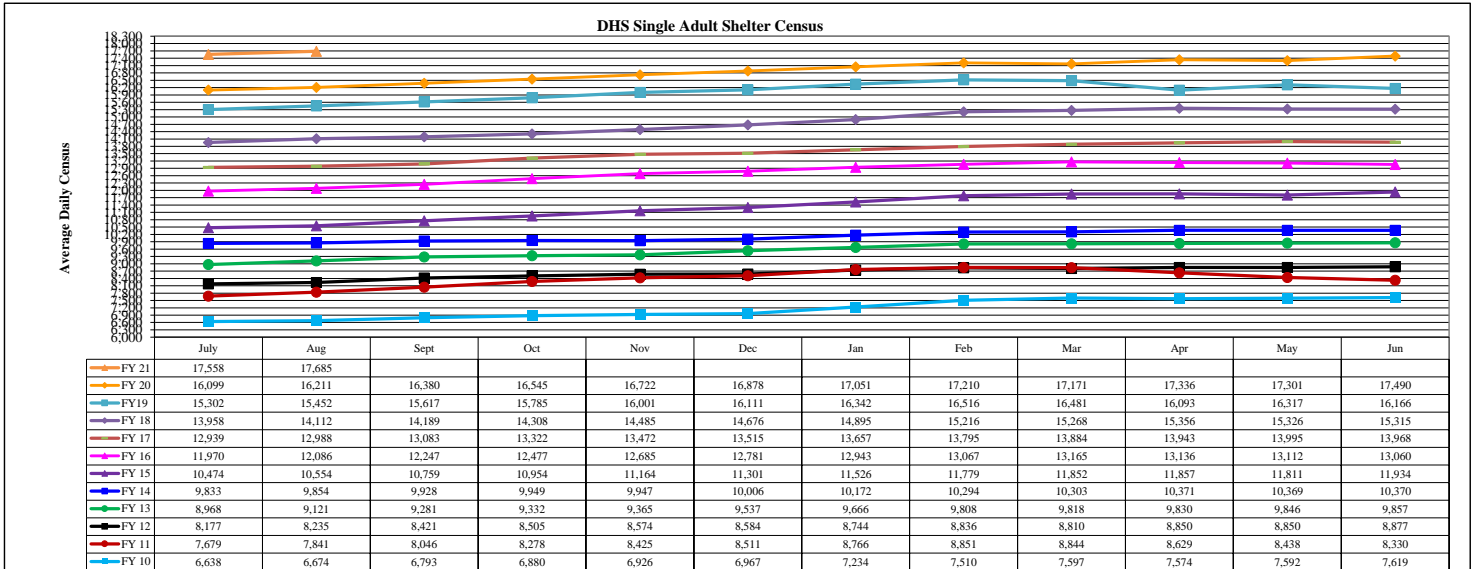
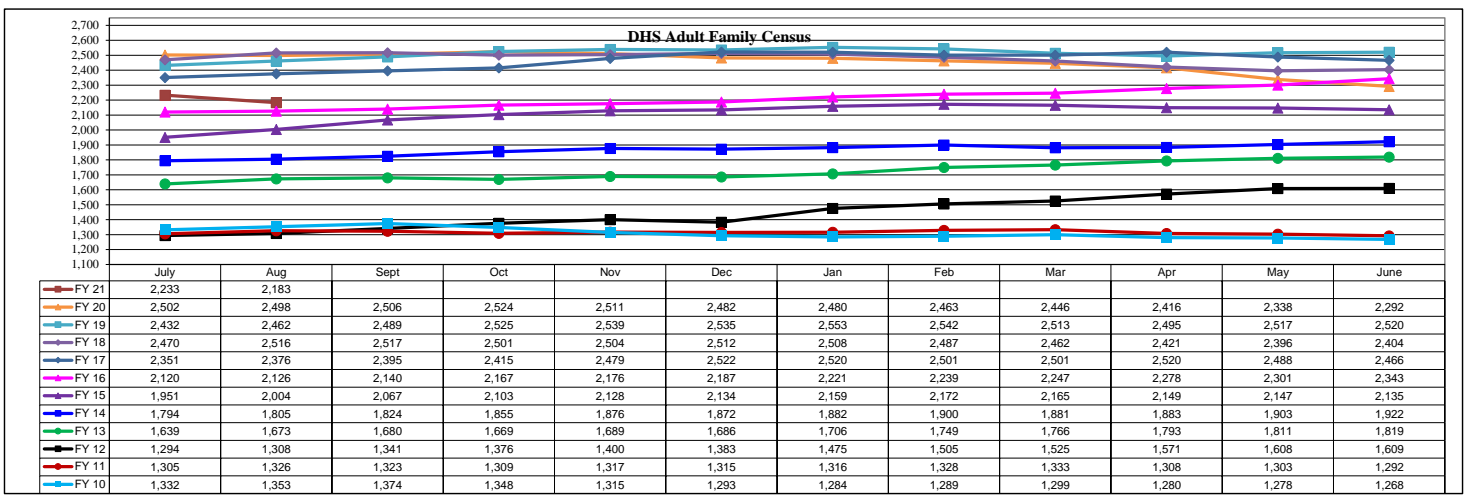
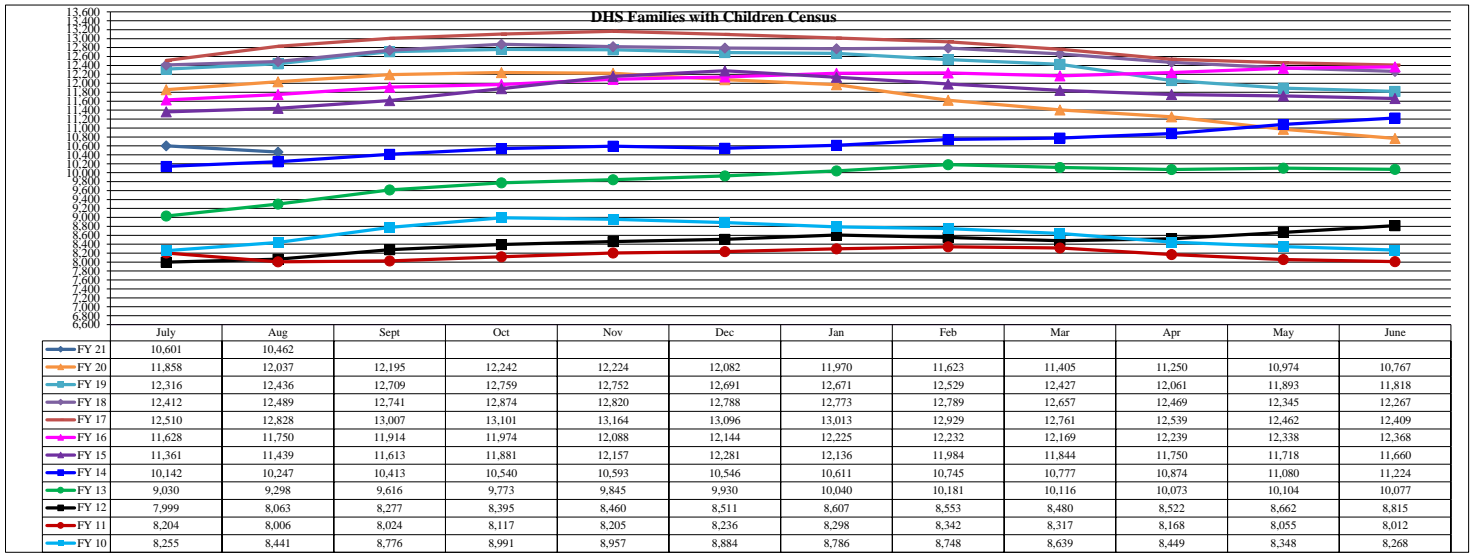
FAMILY INTAKE	
Families Requesting Temporary Housing at PATH	53
Adult Families Requesting Temporary Housing at AFIC	11
Families Placed in Overnight Accommodations	0
Families w/children at PATH Overnight (pre 10PM)	0

TOTAL SHELTER CENSUS	
Adults	36,071
Children	18,355
<b>Total Individuals</b>	<b>54,426</b>

SINGLE ADULTS	
Men	13,292
Women	4,568
<b>Total Single Adults</b>	<b>17,860</b>

FAMILIES WITH CHILDREN CENSUS	
<b>Families</b>	10,393
Adults	13,738
Children	18,355
<b>Individuals</b>	<b>32,093</b>

ADULT FAMILIES CENSUS	
<b>Families</b>	2,116
<b>Individuals (Adults)</b>	<b>4,473</b>



\*Due to data conversion the average monthly census for December 2011 and January 2012 for Families with Children and Adult Families is based upon data for a partial month.