

DAILY REPORT

3/2/2020

(Data from Sunday, March 01, 2020)

Code Blue

SINGLE ADULTS	
Drop-in Center Clients Served	479
Drop-in Center Overnight Census	175
Faith Bed Census	139
Outreach Contacts	399
Outreach Placements	20
Safe Haven Utilization	1058
Veterans In Short-term Housing	238
Criminal Justice Short-term Housing	212

Incomplete (4)

Incomplete (4)

Incomplete (4)

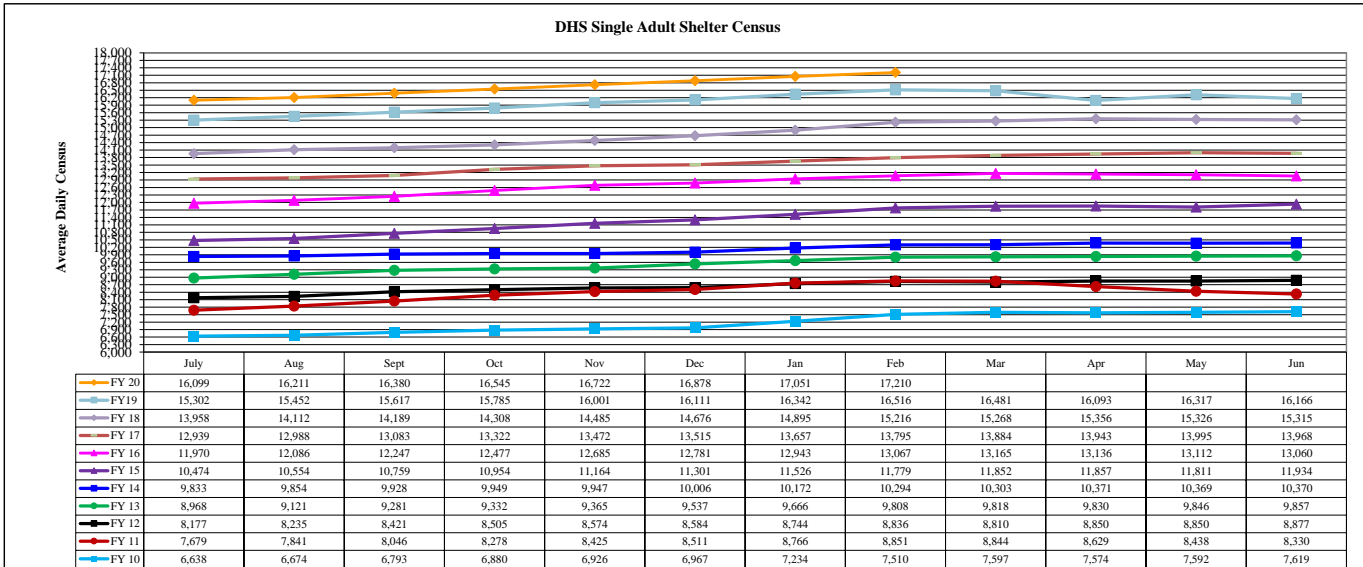
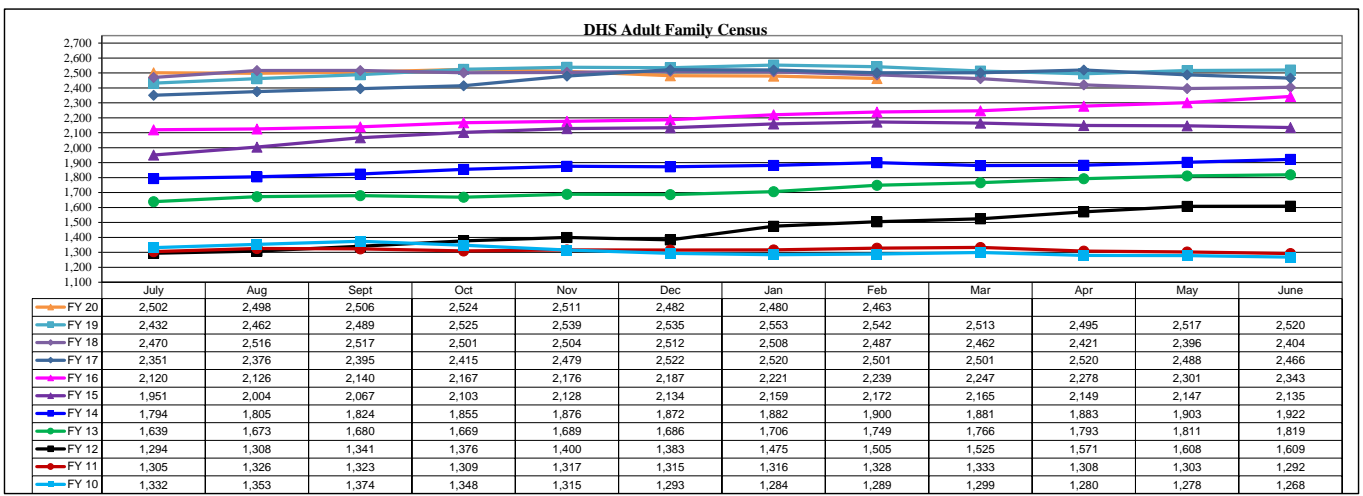
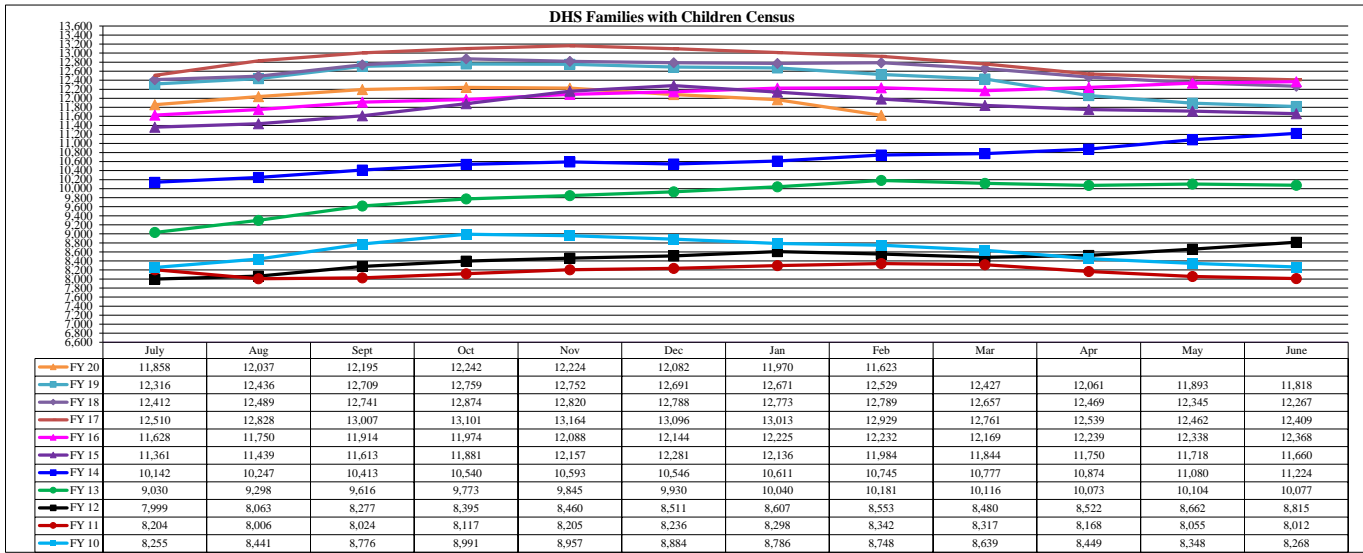
FAMILY INTAKE	
Families Requesting Temporary Housing at PATH	27
Adult Families Requesting Temporary Housing at AFIC	10
Families Placed in Overnight Accommodations	0
Families w/children at PATH Overnight (pre 10PM)	0

TOTAL SHELTER CENSUS	
Adults	37,799
Children	20,652
Total Individuals	58,451

SINGLE ADULT SHELTER CENSUS	
Men	12,552
Women	4,683
Total Single Adults	17,235

FAMILIES WITH CHILDREN CENSUS	
Families	11,498
Adults	15,425
Children	20,652
Individuals	36,077

ADULT FAMILIES CENSUS	
Families	2,436
Individuals (Adults)	5,139



*Due to data conversion the average monthly census for December 2011 and January 2012 for Families with Children and Adult Families is based upon data for a partial month.

DAILY REPORT

3/3/2020

(Data from Monday, March 02, 2020)

SINGLE ADULTS	
Drop-in Center Clients Served	649
Drop-in Center Overnight Census	240
Faith Bed Census	173
Outreach Contacts	417
Outreach Placements	22
Safe Haven Utilization	1049
Veterans In Short-term Housing	237
Criminal Justice Short-term Housing	218

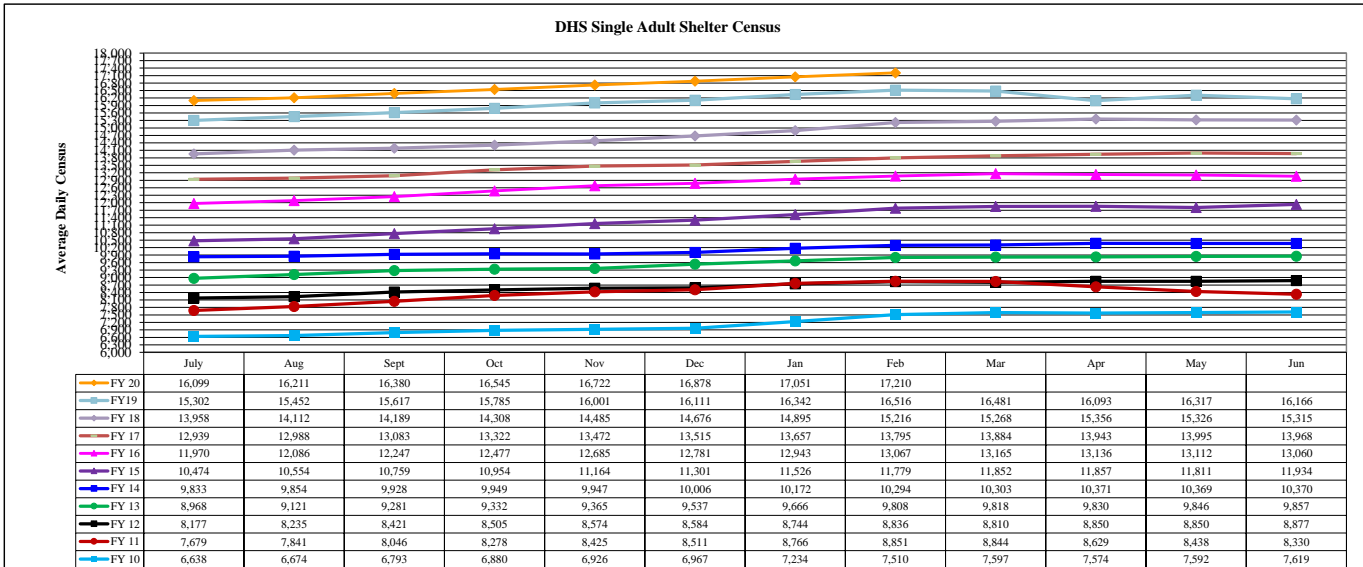
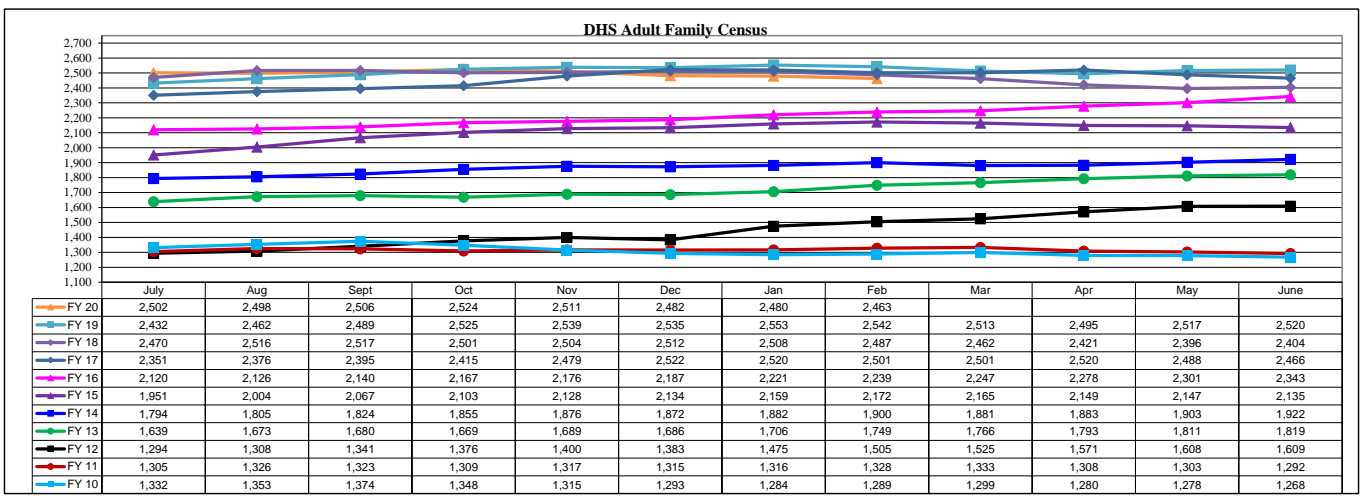
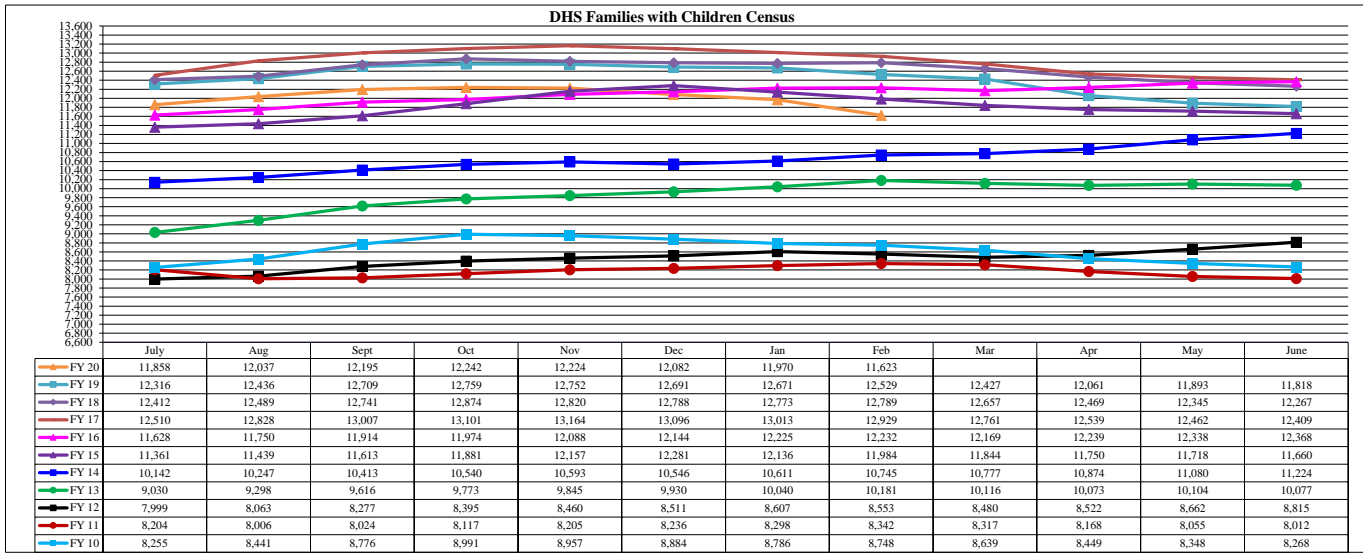
FAMILY INTAKE	
Families Requesting Temporary Housing at PATH	79
Adult Families Requesting Temporary Housing at AFIC	13
Families Placed in Overnight Accommodations	0
Families w/children at PATH Overnight (pre 10PM)	0

TOTAL SHELTER CENSUS	
Adults	37,786
Children	20,631
Total Individuals	58,417

SINGLE ADULT SHELTER CENSUS	
Men	12,530
Women	4,675
Total Single Adults	17,205

FAMILIES WITH CHILDREN CENSUS	
Families	11,488
Adults	15,415
Children	20,631
Individuals	36,046

ADULT FAMILIES CENSUS	
Families	2,448
Individuals (Adults)	5,166



*Due to data conversion the average monthly census for December 2011 and January 2012 for Families with Children and Adult Families is based upon data for a partial month.

DAILY REPORT

3/4/2020

(Data from Tuesday, March 03, 2020)

SINGLE ADULTS	
Drop-in Center Clients Served	514
Drop-in Center Overnight Census	215
Faith Bed Census	121
Outreach Contacts	449
Outreach Placements	27
Safe Haven Utilization	1058
Veterans In Short-term Housing	238
Criminal Justice Short-term Housing	210

Incomplete (4)

Incomplete (4)

Incomplete (4)

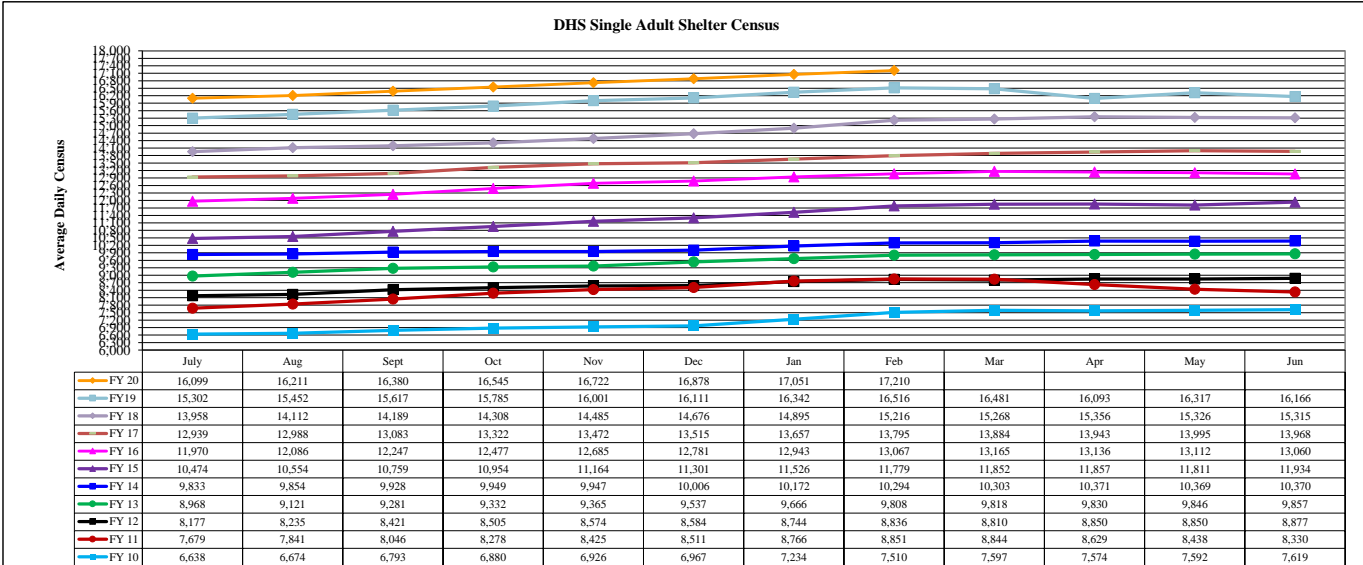
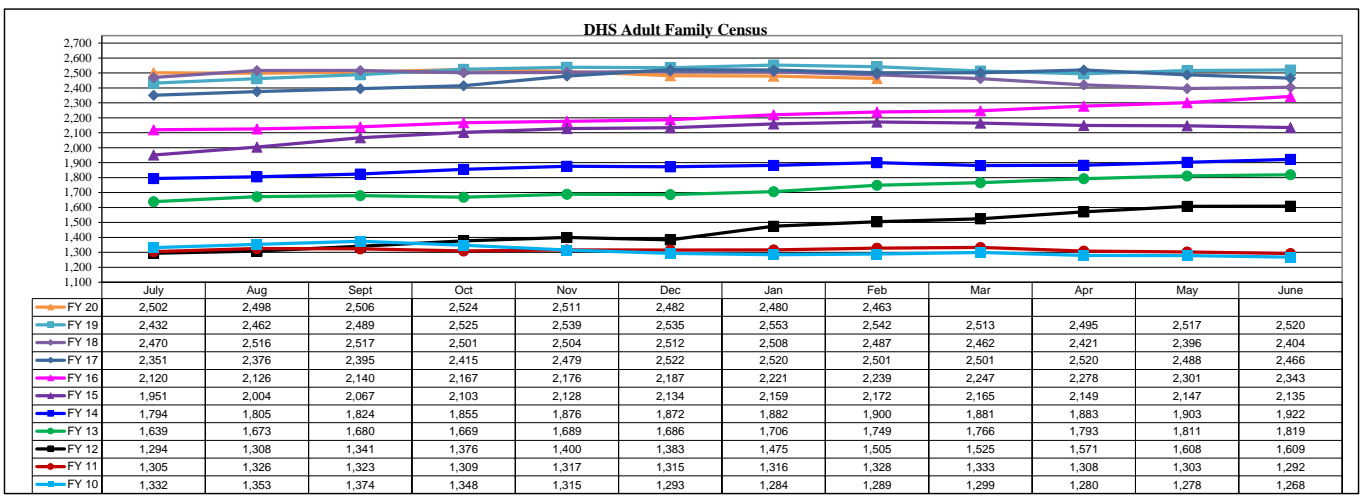
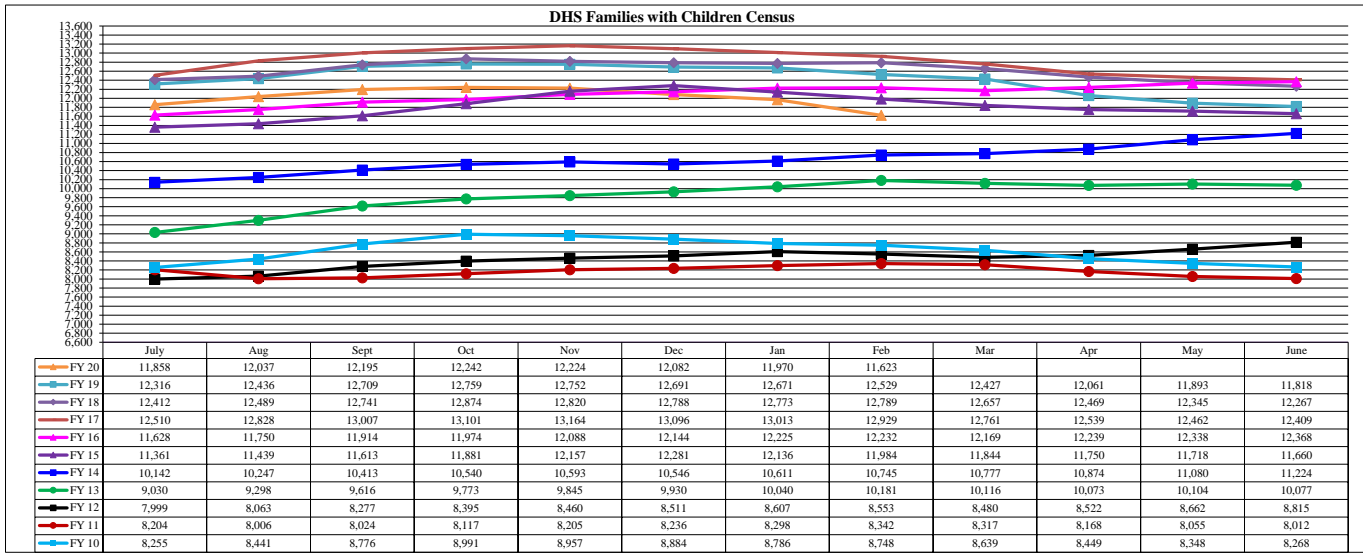
FAMILY INTAKE	
Families Requesting Temporary Housing at PATH	95
Adult Families Requesting Temporary Housing at AFIC	20
Families Placed in Overnight Accommodations	0
Families w/children at PATH Overnight (pre 10PM)	0

TOTAL SHELTER CENSUS	
Adults	37,804
Children	20,638
Total Individuals	58,442

SINGLE ADULT SHELTER CENSUS	
Men	12,539
Women	4,683
Total Single Adults	17,222

FAMILIES WITH CHILDREN CENSUS	
Families	11,472
Adults	15,405
Children	20,638
Individuals	36,043

ADULT FAMILIES CENSUS	
Families	2,455
Individuals (Adults)	5,177



*Due to data conversion the average monthly census for December 2011 and January 2012 for Families with Children and Adult Families is based upon data for a partial month.

DAILY REPORT

3/5/2020

(Data from Wednesday, March 04, 2020)

SINGLE ADULTS	
Drop-in Center Clients Served	638
Drop-in Center Overnight Census	246
Faith Bed Census	158
Outreach Contacts	469
Outreach Placements	41
Safe Haven Utilization	1058
Veterans In Short-term Housing	239
Criminal Justice Short-term Housing	219

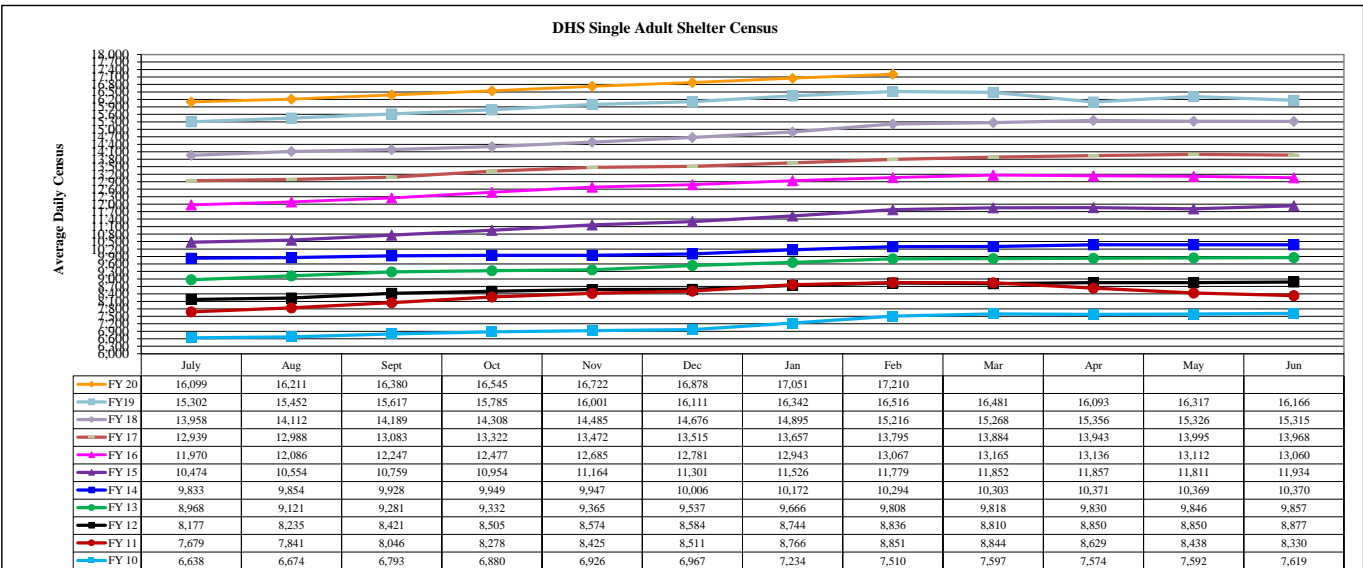
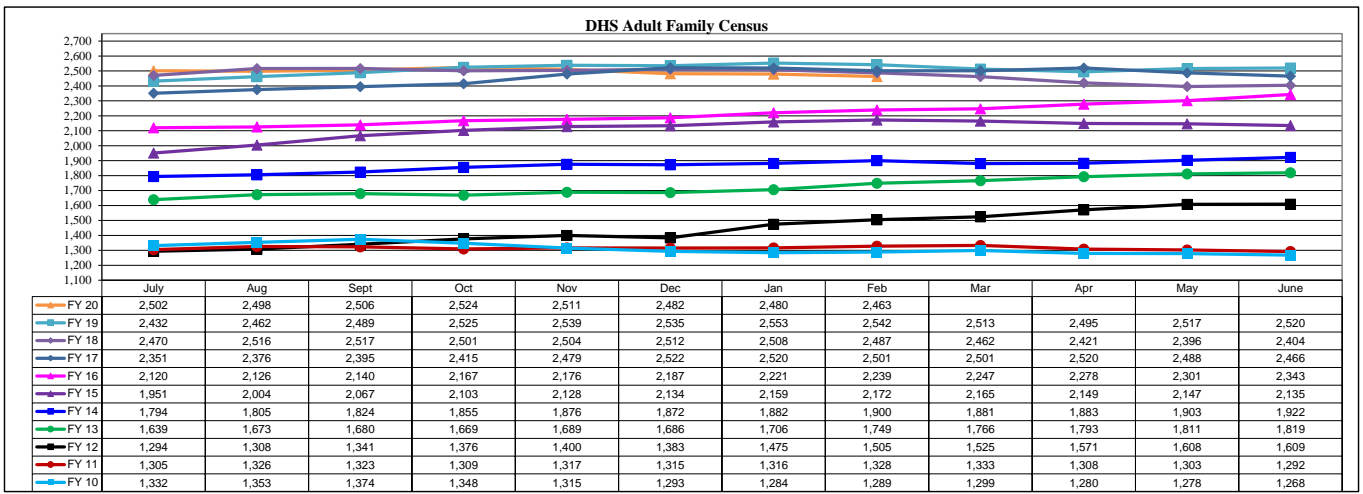
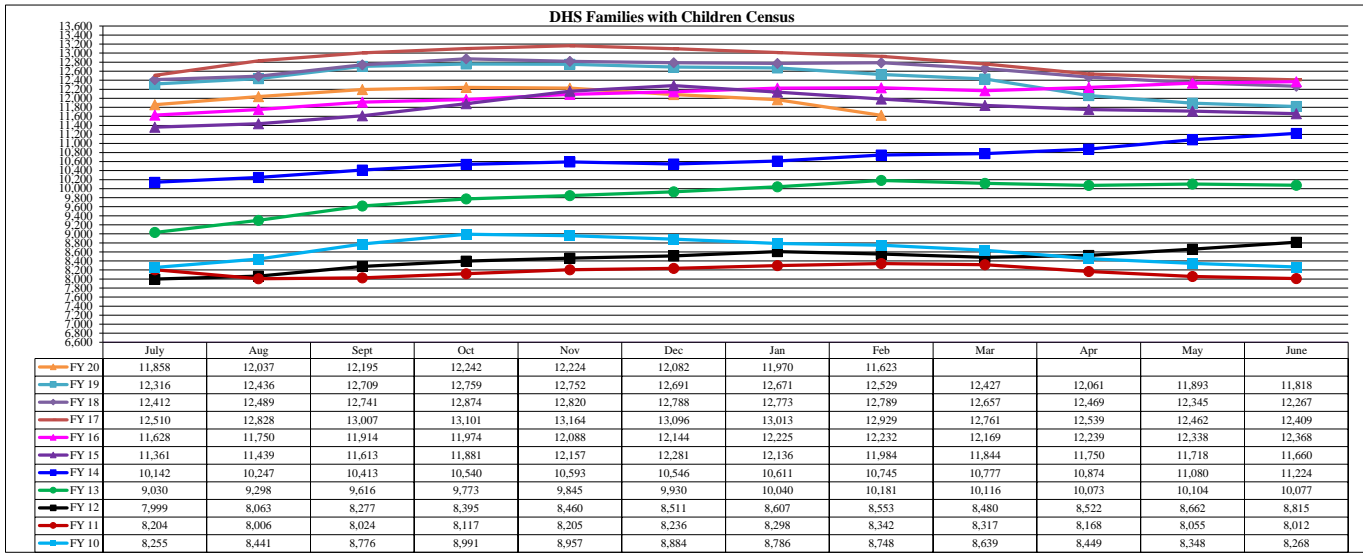
FAMILY INTAKE	
Families Requesting Temporary Housing at PATH	96
Adult Families Requesting Temporary Housing at AFIC	22
Families Placed in Overnight Accommodations	0
Families w/children at PATH Overnight (pre 10PM)	0

TOTAL SHELTER CENSUS	
Adults	37,744
Children	20,597
Total Individuals	58,341

SINGLE ADULT SHELTER CENSUS	
Men	12,524
Women	4,679
Total Single Adults	17,203

FAMILIES WITH CHILDREN CENSUS	
Families	11,441
Adults	15,354
Children	20,597
Individuals	35,951

ADULT FAMILIES CENSUS	
Families	2,460
Individuals (Adults)	5,187



*Due to data conversion the average monthly census for December 2011 and January 2012 for Families with Children and Adult Families is based upon data for a partial month.

DAILY REPORT

3/6/2020

(Data from Thursday, March 05, 2020)

SINGLE ADULTS	
Drop-in Center Clients Served	659
Drop-in Center Overnight Census	249
Faith Bed Census	168
Outreach Contacts	460
Outreach Placements	30
Safe Haven Utilization	1055
Veterans In Short-term Housing	248
Criminal Justice Short-term Housing	217

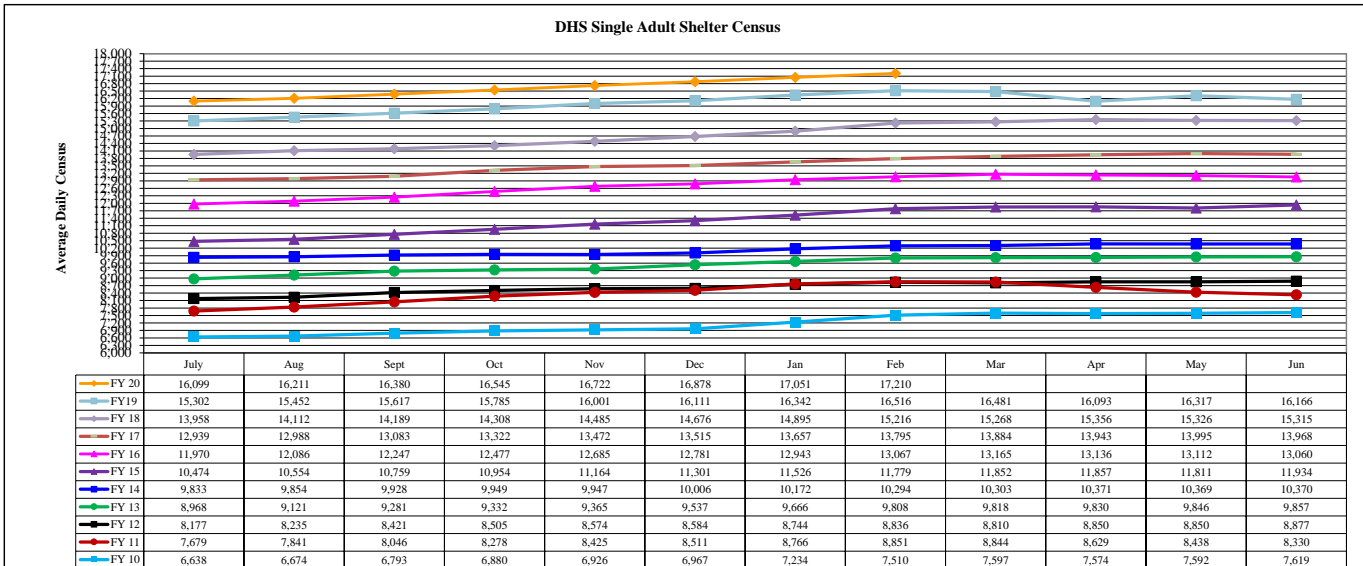
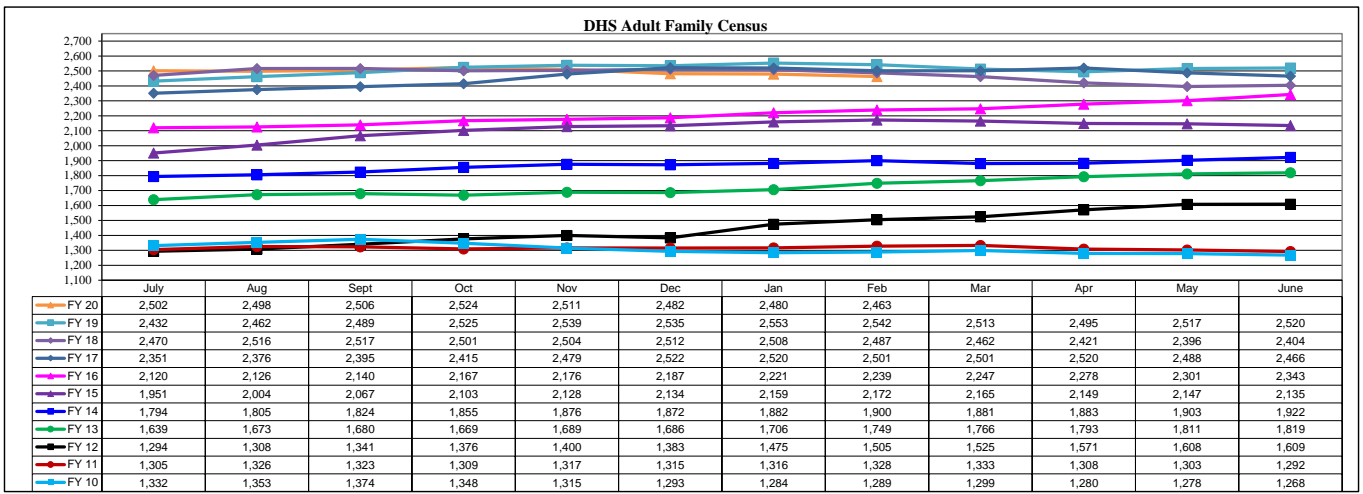
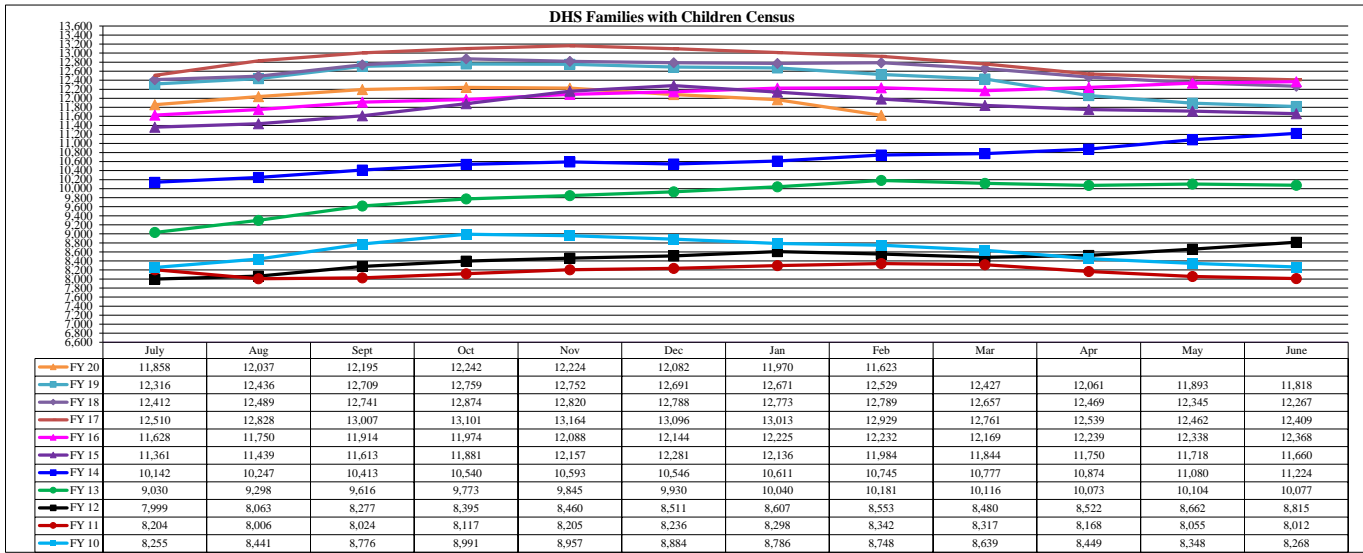
FAMILY INTAKE	
Families Requesting Temporary Housing at PATH	90
Adult Families Requesting Temporary Housing at AFIC	25
Families Placed in Overnight Accommodations	0
Families w/children at PATH Overnight (pre 10PM)	0

TOTAL SHELTER CENSUS	
Adults	37,681
Children	20,542
Total Individuals	58,223

SINGLE ADULT SHELTER CENSUS	
Men	12,529
Women	4,662
Total Single Adults	17,191

FAMILIES WITH CHILDREN CENSUS	
Families	11,428
Adults	15,323
Children	20,542
Individuals	35,865

ADULT FAMILIES CENSUS	
Families	2,451
Individuals (Adults)	5,167



*Due to data conversion the average monthly census for December 2011 and January 2012 for Families with Children and Adult Families is based upon data for a partial month.