

**DAILY REPORT**

1/22/2021

(Data from Thursday, January 21, 2021)

Code Blue

SINGLE ADULTS	
Drop-in Center Clients Served	484
Drop-in Center Overnight Census	187
Faith Bed Census	57
Outreach Contacts	259
Outreach Placements	19
Safe Haven Utilization	1086
Veterans In Short-term Housing	208
Criminal Justice Short-term Housing	107

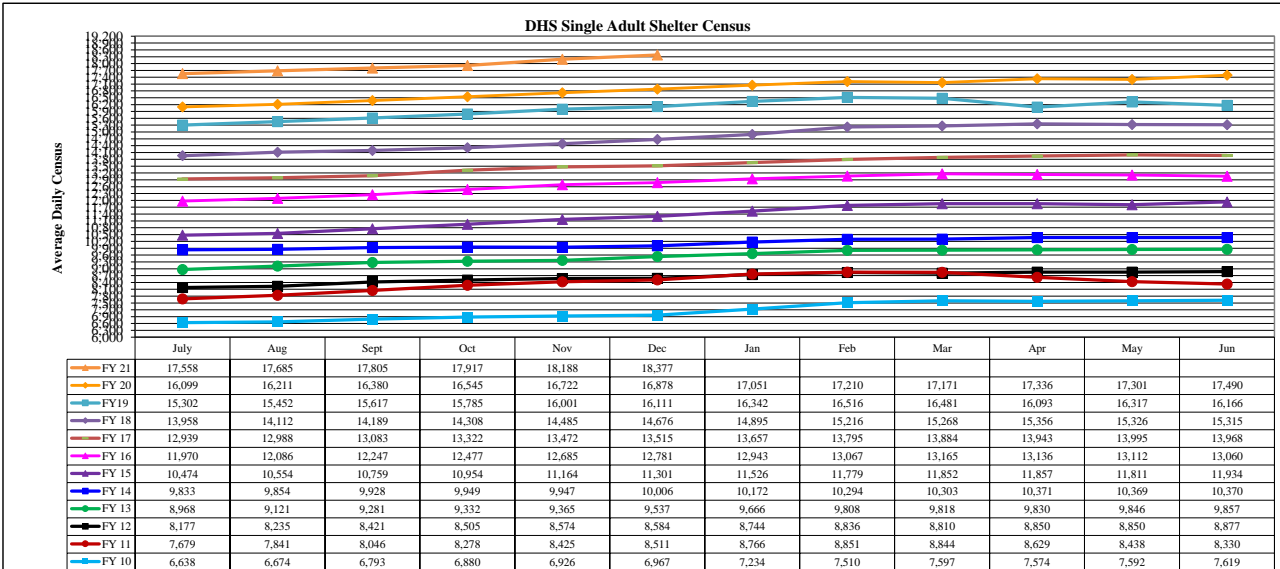
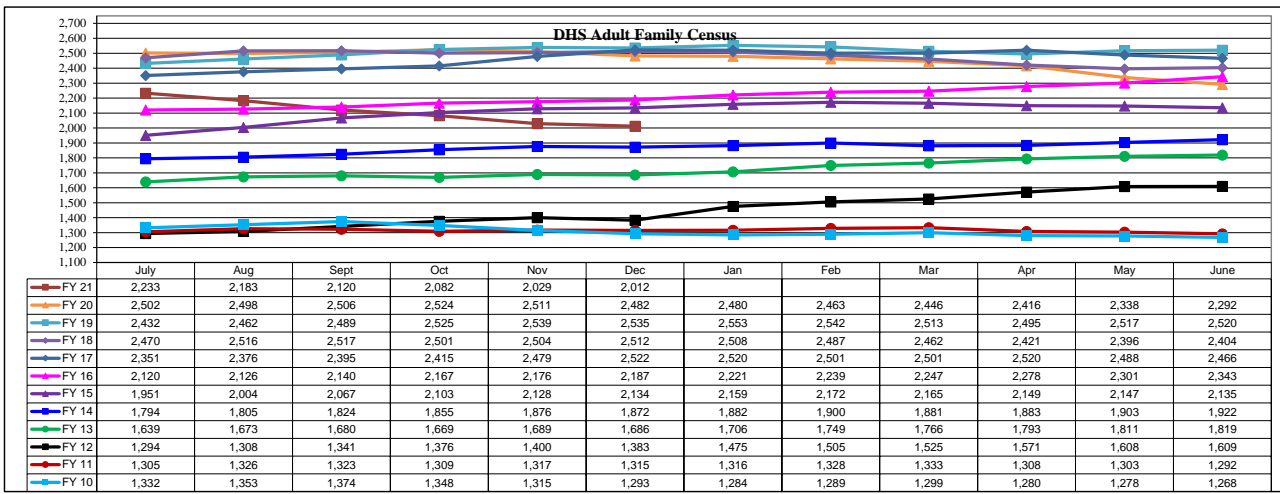
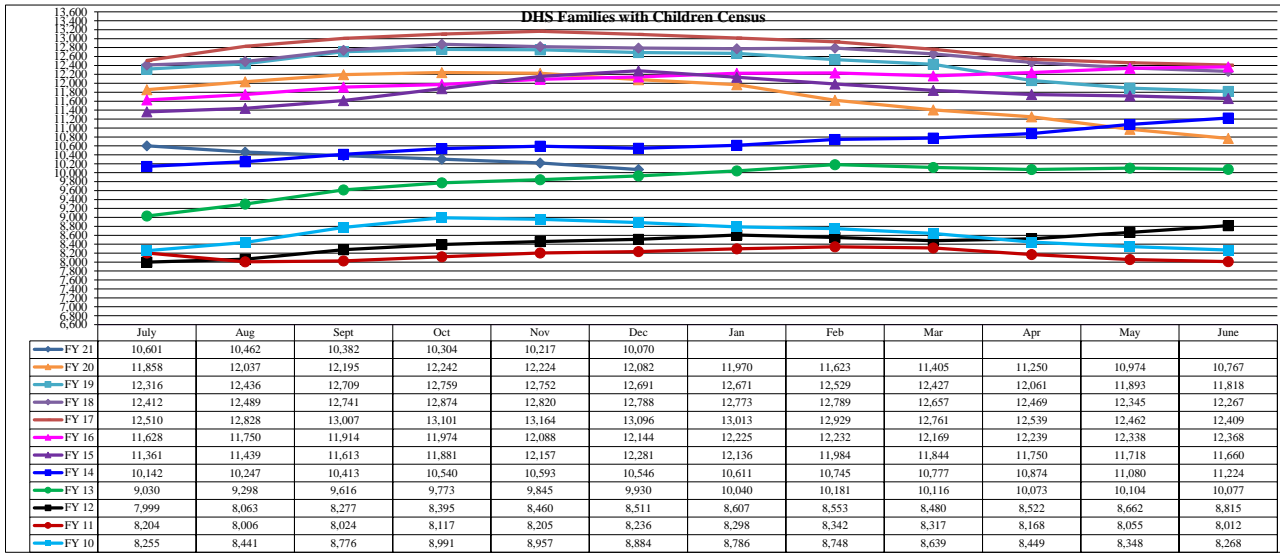
FAMILY INTAKE	
Families Requesting Temporary Housing at PATH	129
Adult Families Requesting Temporary Housing at AFIC	13
Families Placed in Overnight Accommodations	0
Families w/children at PATH Overnight (pre 10PM)	0

TOTAL SHELTER CENSUS	
Adults	35,646
Children	17,207
<b>Total Individuals</b>	<b>52,853</b>

SINGLE ADULTS	
Men	13,965
Women	4,583
<b>Total Single Adults</b>	<b>18,548</b>

FAMILIES WITH CHILDREN	
Families	9,827
Adults	12,964
Children	17,207
<b>Individuals</b>	<b>30,171</b>

ADULT FAMILIES CENSUS	
Families	1,959
<b>Individuals (Adults)</b>	<b>4,134</b>



\*Due to data conversion the average monthly census for December 2011 and January 2012 for Families with Children and Adult Families is based upon data for a partial month.