

**DAILY REPORT**

6/29/2022

(Data from Tuesday, June 28, 2022)

SINGLE ADULTS	
Drop-in Center Clients Served	449
Drop-in Center Overnight Census	153
Faith Bed Census	19
Outreach Contacts	186
Outreach Placements	7
Safe Haven Utilization	1504
Veterans In Short-term Housing	179
Criminal Justice Short-term Housing	85

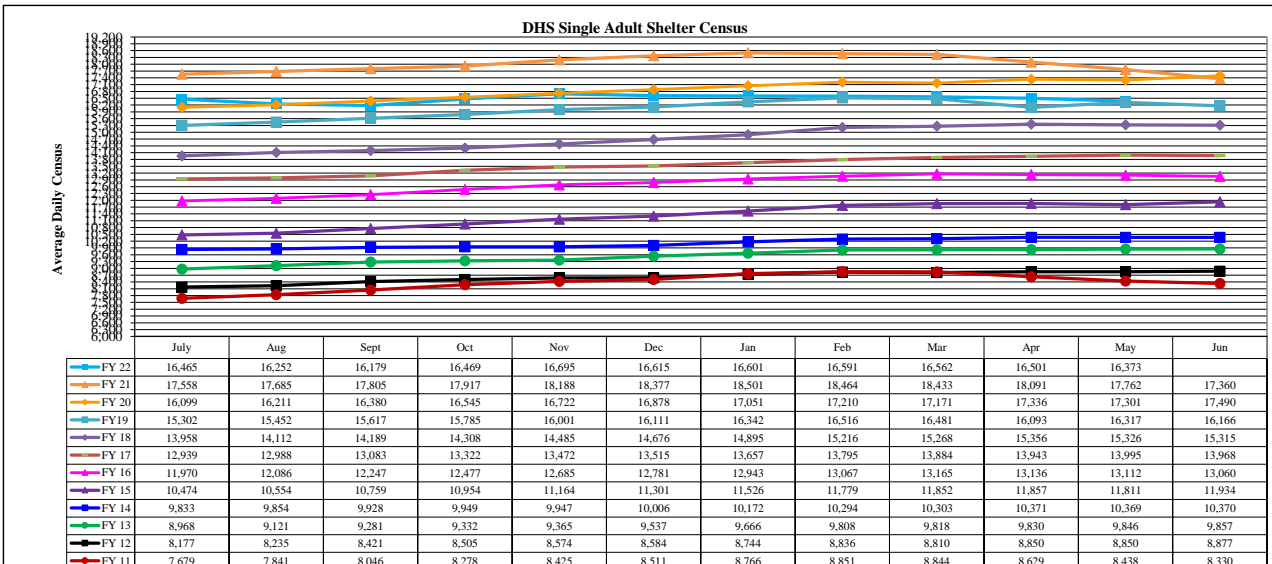
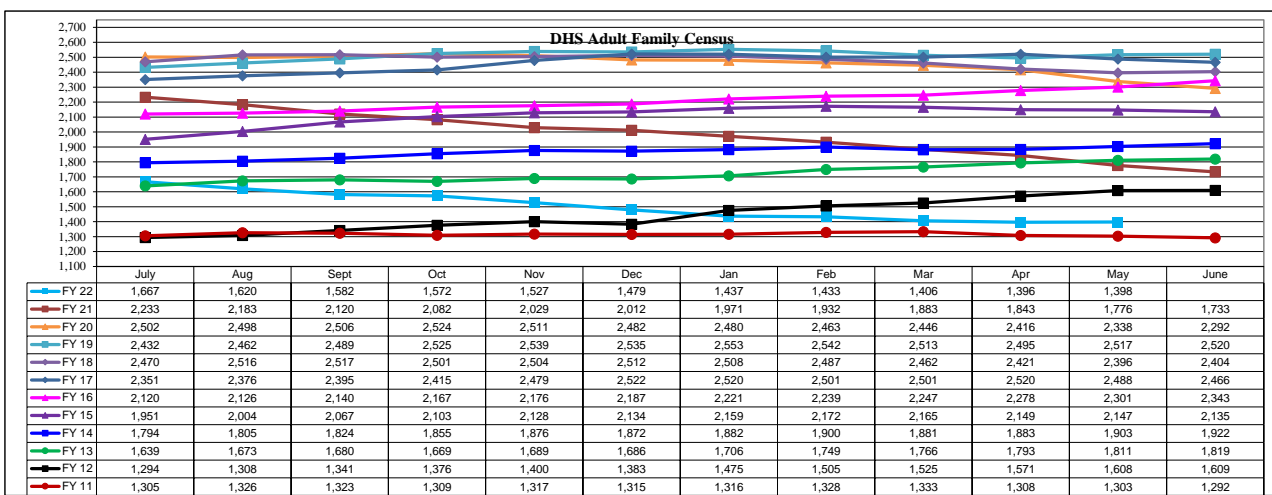
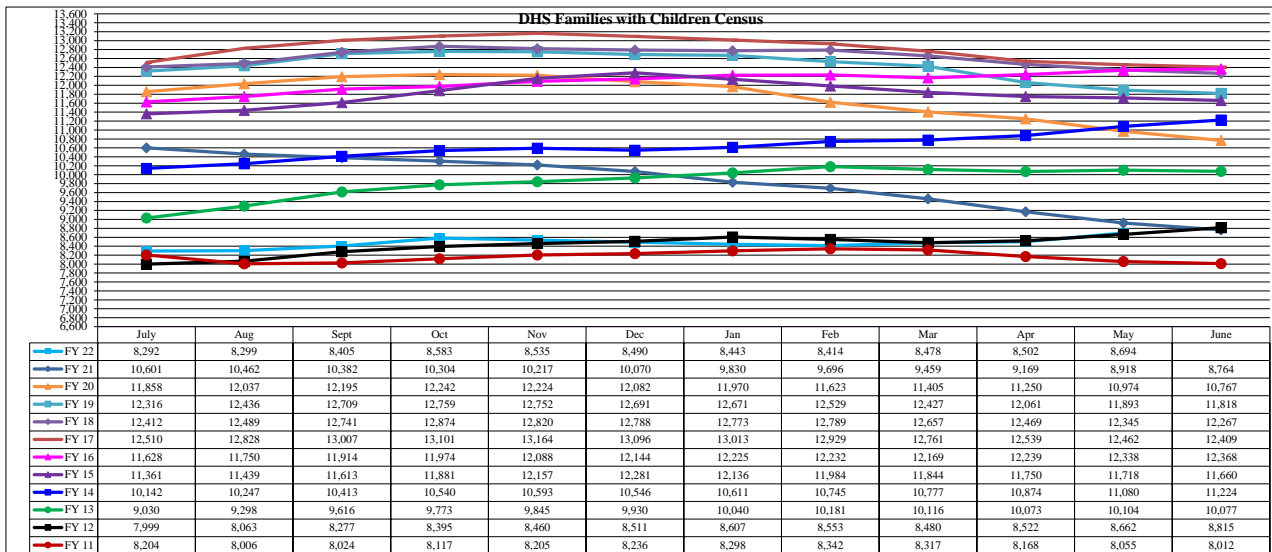
FAMILY INTAKE	
Families Requesting Temporary Housing at PATH	120
Adult Families Requesting Temporary Housing at AFIC	28
Families Placed in Overnight Accommodations	0
Families w/children at PATH Overnight (pre 10PM)	0

TOTAL SHELTER CENSUS	
Adults	31,687
Children	15,608
<b>Total Individuals</b>	<b>47,295</b>

SINGLE ADULTS	
Men	12,253
Women	4,096
<b>Total Single Adults</b>	<b>16,349</b>

FAMILIES WITH CHILDREN	
<b>Families</b>	9,117
Adults	12,400
Children	15,608
<b>Individuals</b>	<b>28,008</b>

ADULT FAMILIES CENSUS	
<b>Families</b>	1,398
<b>Individuals (Adults)</b>	<b>2,938</b>



\*Due to data conversion the average monthly census for December 2011 and January 2012 for Families with Children and Adult Families is based upon data for a partial month.