

DAILY REPORT

12/21/2021

(Data from Monday, December 20, 2021)

Code Blue

SINGLE ADULTS	
Drop-in Center Clients Served	342
Drop-in Center Overnight Census	147
Faith Bed Census	16
Outreach Contacts	279
Outreach Placements	17
Safe Haven Utilization	1170
Veterans In Short-term Housing	172
Criminal Justice Short-term Housing	100

4 of 5 sites reporting
 4 of 5 sites reporting
 4 of 5 sites reporting

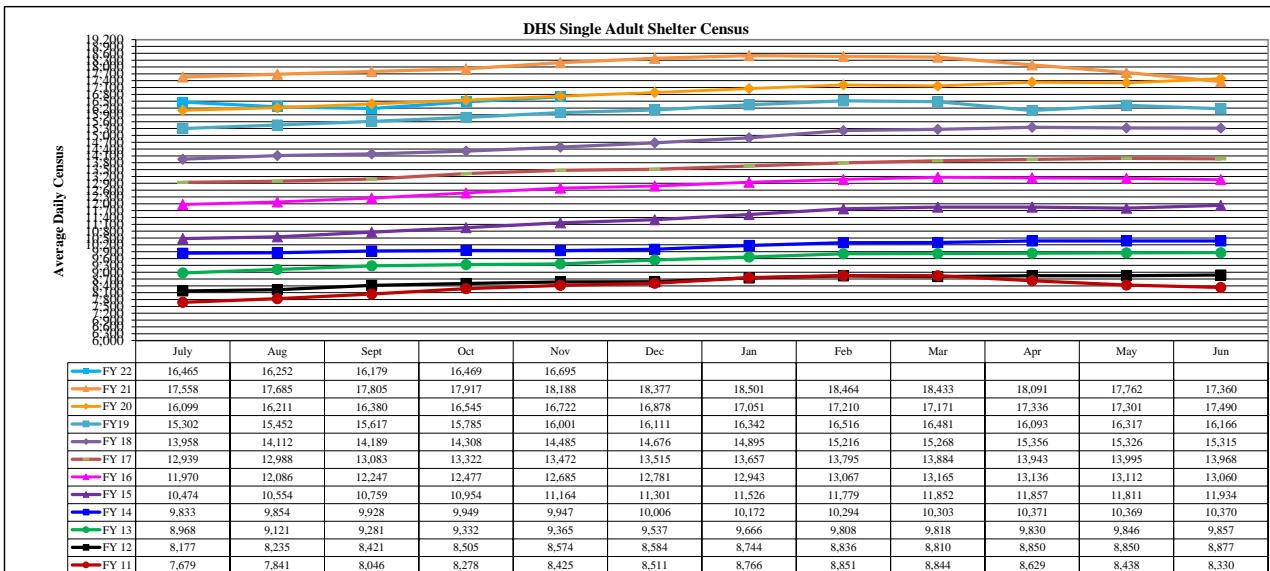
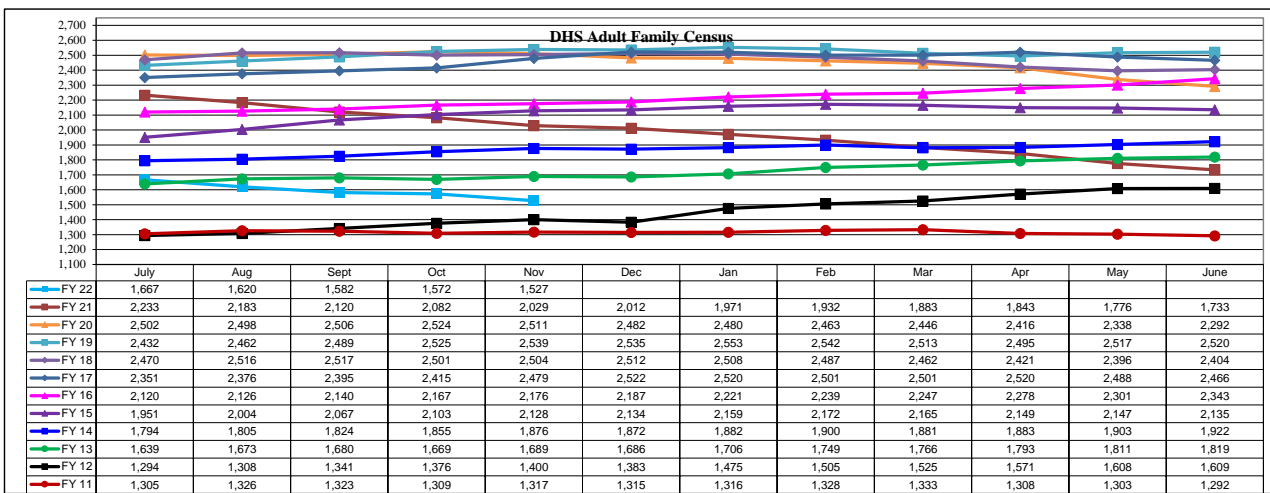
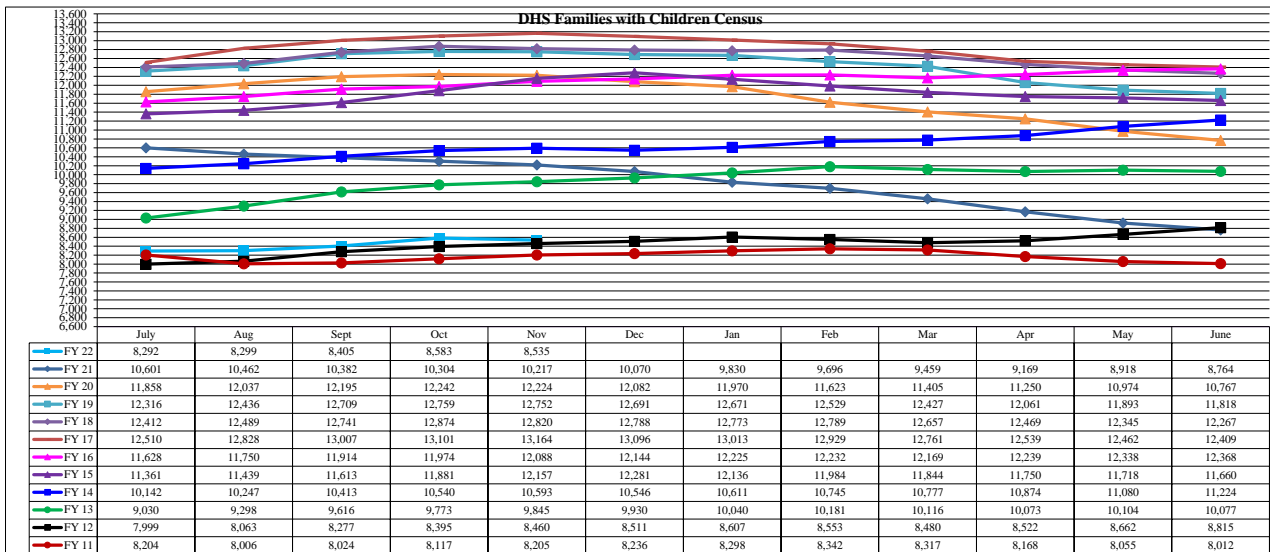
FAMILY INTAKE	
Families Requesting Temporary Housing at PATH	128
Adult Families Requesting Temporary Housing at AFIC	13
Families Placed in Overnight Accommodations	0
Families w/children at PATH Overnight (pre 10PM)	0

TOTAL SHELTER CENSUS	
Adults	30,931
Children	14,665
Total Individuals	45,596

SINGLE ADULTS	
Men	12,561
Women	4,127
Total Single Adults	16,688

FAMILIES WITH CHILDREN	
Families	8,463
Adults	11,140
Children	14,665
Individuals	25,805

ADULT FAMILIES CENSUS	
Families	1,481
Individuals (Adults)	3,103



*Due to data conversion the average monthly census for December 2011 and January 2012 for Families with Children and Adult Families is based upon data for a partial month.