

DAILY REPORT

7/9/2021

(Data from Thursday, July 08, 2021)

SINGLE ADULTS	
Drop-in Center Clients Served	292
Drop-in Center Overnight Census	87
Faith Bed Census	29
Outreach Contacts	232
Outreach Placements	8
Safe Haven Utilization	1033
Veterans In Short-term Housing	178
Criminal Justice Short-term Housing	117

(4 of 6 sites reported)
 (4 of 6 sites reported)
 (4 of 6 sites reported)

FAMILY INTAKE	
Families Requesting Temporary Housing at PATH	112
Adult Families Requesting Temporary Housing at AFIC	17
Families Placed in Overnight Accommodations	0
Families w/children at PATH Overnight (pre 10PM)	0

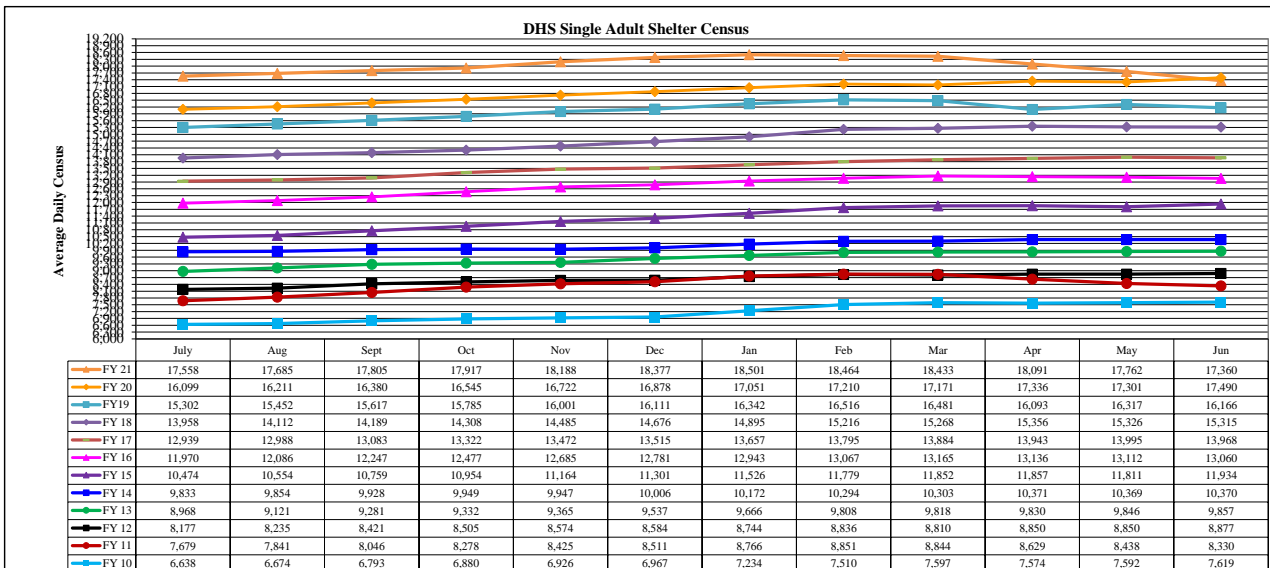
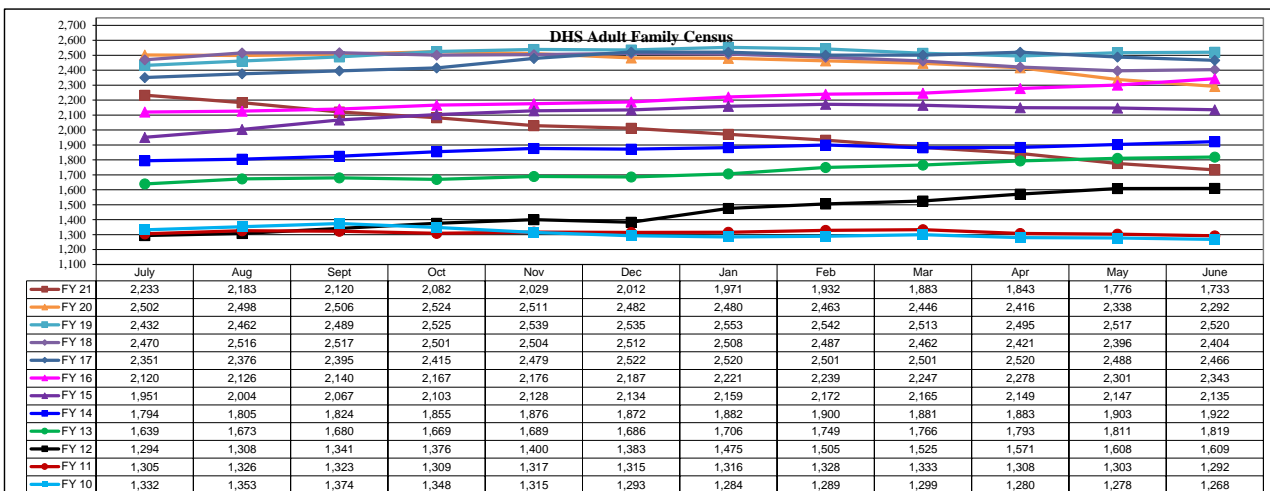
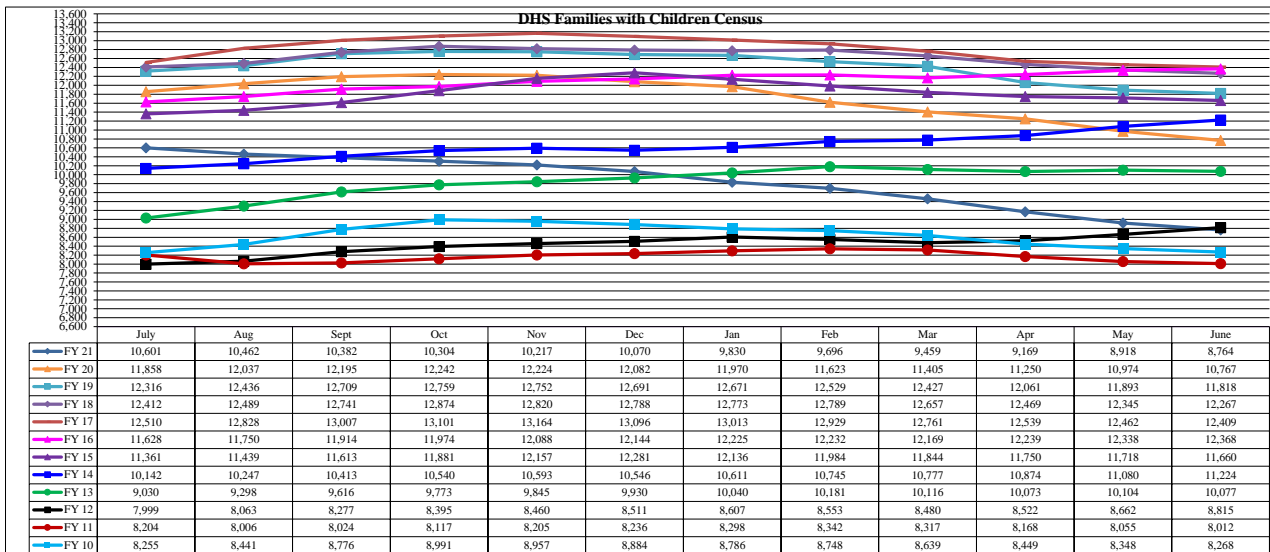
TOTAL SHELTER CENSUS	
Adults	31,065
Children	14,500
Total Individuals	45,565

SINGLE ADULTS	
Men	12,438
Women	4,200
Total Single Adults	16,638

FAMILIES WITH CHILDREN	
Families	8,278
Adults	10,904
Children	14,500
Individuals	25,404

ADULT FAMILIES CENSUS	
Families	1,672
Individuals (Adults)	3,523

x



*Due to data conversion the average monthly census for December 2011 and January 2012 for Families with Children and Adult Families is based upon data for a partial month.