



BILL DE BLASIO
MAYOR

CIVILIAN COMPLAINT REVIEW BOARD
100 CHURCH STREET 10th FLOOR
NEW YORK, NEW YORK 10007 ♦ TELEPHONE (212) 912-7235
www.nyc.gov/ccrb



FREDERICK DAVIE
CHAIR

Executive Director's Monthly Report
October 2018
(Statistics for September 2018)

Contents

Executive Summary	2
Glossary	3
Complaints Received	4
CCRB Cases Received By Borough and Precinct	5
Allegations Received	7
CCRB Docket	10
Closed Cases	12
Resolving Cases	12
Dispositions / Case Abstracts	13
Dispositions - Full Investigations	15
Dispositions - All CCRB Cases	16
Dispositions - Allegations	17
Substantiation Rates	19
Substantiation Rates and Video	19
Board Discipline Recommendations for Substantiated Complaints	21
Board Discipline Recommendations for Substantiated Allegations	23
Truncations	25
Complaints by PSA	26
Mediation Unit	28
Administrative Prosecution Unit	30
NYPD Discipline	31
Appendix	37

Executive Summary

The Civilian Complaint Review Board (“CCRB”) is an independent municipal Agency that investigates complaints of NYPD misconduct. Every month, the CCRB prepares an Executive Director report for its public meeting. Data for September 2018 included the following highlights:

- 1) Of the cases in the CCRB active investigations docket, 75% have been open for 4 months or fewer, and 91% have been open for 7 months or fewer (page 10). In September, the CCRB opened 390 new cases (page 4), and currently has a total open docket of 1,833 cases (page 11).
- 2) The CCRB substantiated allegations in 13% of its fully investigated cases (page 15).
- 3) The CCRB fully investigated 13% of the cases it closed in September (page 12) and resolved (fully investigated, mediated or attempted mediation) 38% of the cases it closed (page 16). The Agency's truncation rate was 61% (page 12). This is primarily driven by uncooperative complainants/alleged victims, or witnesses.
- 4) For September, investigations using video evidence resulted in substantiated allegations in 18% of cases - compared to 9% of cases in which video was not available (page 19-20).
- 5) The Monthly Report includes a breakdown of complaints and substantiations by NYPD precinct and borough of occurrence (pages 5-6, 24).
- 6) In September the Police Commissioner finalized 4 decisions against police officers in Administrative Prosecution Unit (APU) cases (page 30). The CCRB's APU prosecutes the most serious allegations of misconduct. The APU conducted 6 trials against members of the NYPD year-to-date; no trials were conducted against respondent officers in September.

Finally, the Monthly Report contains a Table of Contents, Glossary, and Appendix, all meant to assist readers in navigating this report. The CCRB is committed to producing monthly reports that are valuable to the public, and welcomes feedback on how to make its data more accessible.

Glossary

In this glossary we have included a list of terms that regularly appear in our reports.

Allegation: An allegation is a specific act of misconduct. The same “complaint” can have multiple allegations – excessive force and discourteous language, for example. Each allegation is reviewed separately during an investigation.

APU: The Administrative Prosecution Unit is the division of the CCRB that has prosecuted “charges” cases since April 2013, after the signing of a 2012 Memorandum of Understanding between the CCRB and NYPD.

Board Panel: The “Board” of the CCRB has 13 members. Of the 13 members, five are chosen by the Mayor, five are chosen by the City Council, and three are chosen by the Police Commissioner. Following a completed investigation by the CCRB staff, three Board members, sitting as a Board Panel, will make a finding on whether misconduct occurred and will make a recommendation on what level of penalty should follow.

Case/Complaint: For the purposes of CCRB data, a “case” or “complaint” is defined as any incident within the Agency’s jurisdiction, brought to resolution by the CCRB. Cases/Complaints thus include truncations, fully investigated or ongoing cases, mediations, and completed investigations pending Board Panel review.

Disposition: The Board’s finding as to the outcome of a case (i.e. if misconduct occurred).

FADO: Under the City Charter, the CCRB has jurisdiction to investigate the following categories of police misconduct: Force, Abuse of Authority, Discourtesy, and Offensive Language, collectively known as “FADO”.

Intake: CCRB’s intake team initially handles complaints from the public. Intake takes complaints that come via live phone calls, voicemails, an online complaint form, or in-person.

Investigation: CCRB investigators gather evidence and interview witnesses to prepare reports on misconduct allegations. An investigation ends when a closing report is prepared detailing the evidence and legal analysis, and the case is given to the Board for disposition.

Mediation: A complainant may mediate his or her case with the subject officer, in lieu of an investigation, with the CCRB providing a neutral, third-party mediator.

Truncation: When a complaint is withdrawn or there is no complainant/alleged victim available for an interview, the investigation is “truncated.”

Complaints Received

The CCRB's Intake team processes misconduct complaints from the public and referrals from the NYPD. Under the New York City Charter, the CCRB's jurisdiction is limited to allegations of misconduct related to Force, Abuse of Authority, Discourtesy and Offensive Language. All other complaints are referred to the appropriate agency. Figure 1 refers to all complaints that the CCRB receives and Figures 2 and 3 refer to new cases that remain with the Agency. In September 2018, the CCRB initiated 390 new complaints.

Figure 1: Total Intake by Month (January 2017 - September 2018)

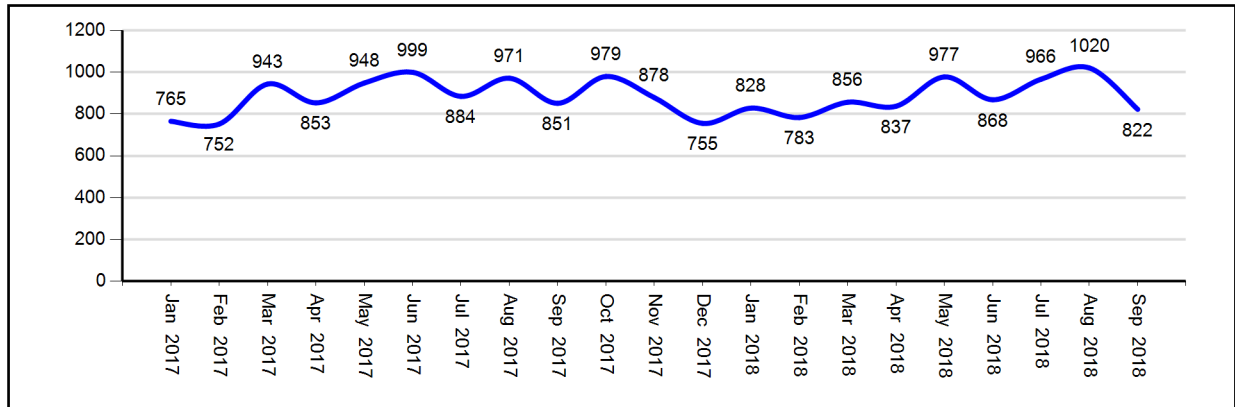


Figure 2: New CCRB Complaints by Month (January 2017 - September 2018)

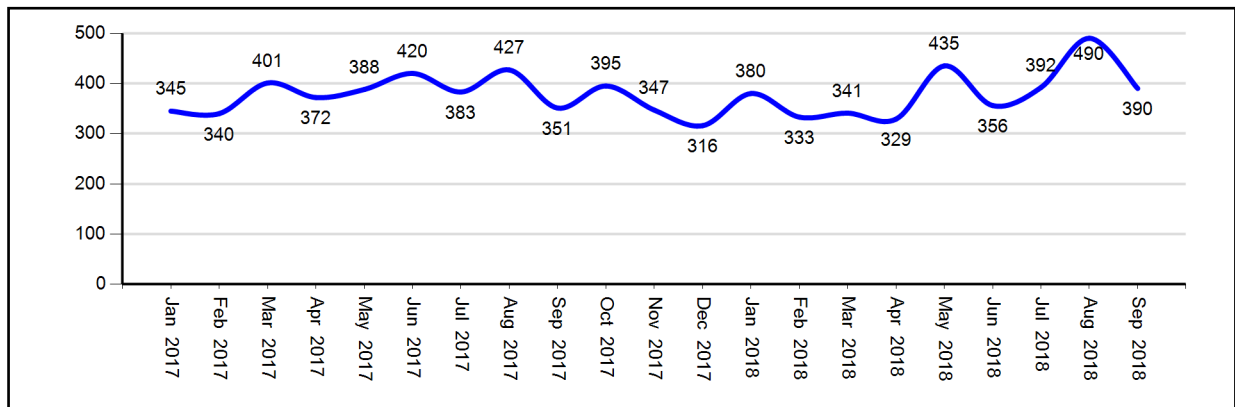
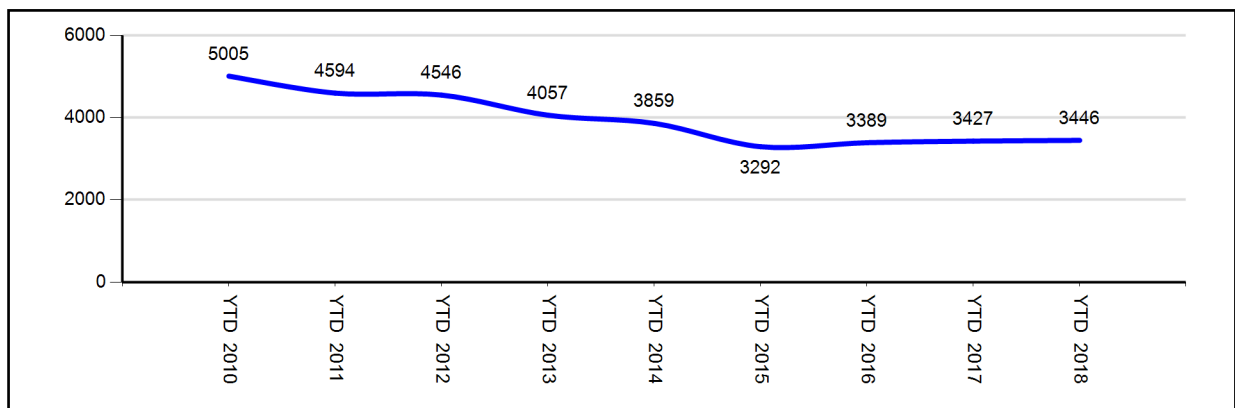


Figure 3: New CCRB Complaints by Year (YTD 2010 - YTD 2018)



CCRB Cases Received by Borough and Precinct

Of the five boroughs, the largest number of misconduct complaints stemmed from incidents occurring in Brooklyn, followed by Queens. The 75th Precinct had the highest number at 23 incidents.

Figure 4: CCRB Complaints Received By Borough of Occurrence (September 2018)

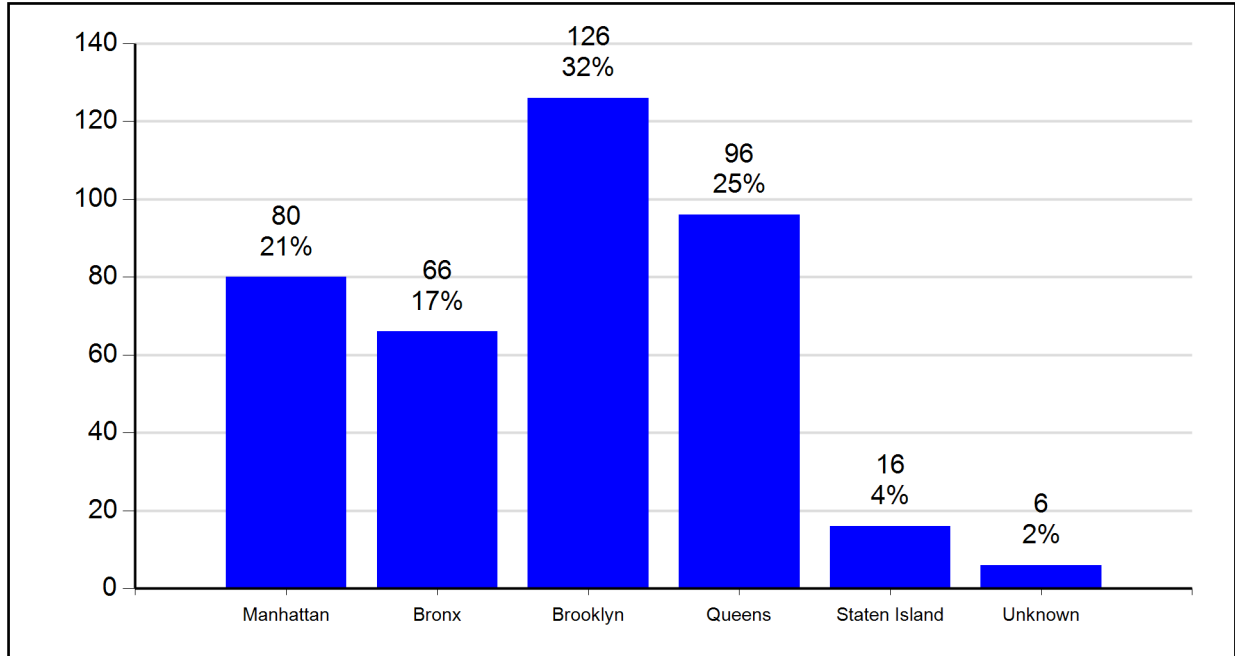


Figure 5: CCRB Complaints Received By Borough of Occurrence (YTD 2018)

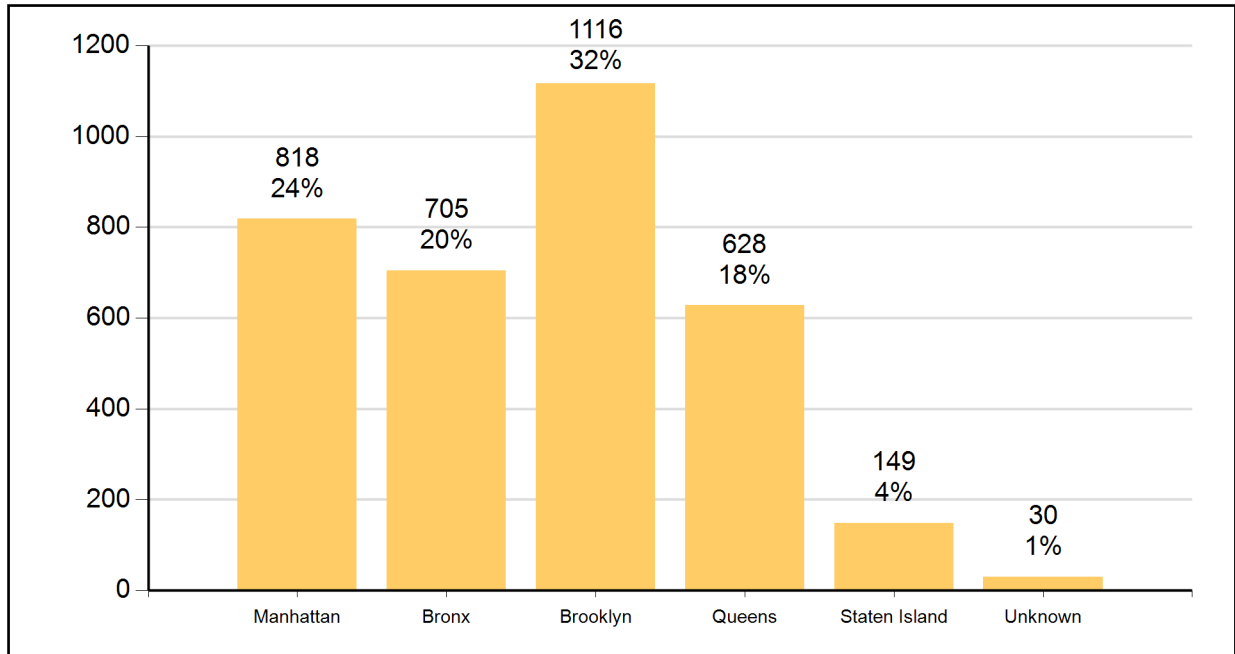


Figure 6: CCRB Complaints Received By Precinct of Occurrence (September 2018)

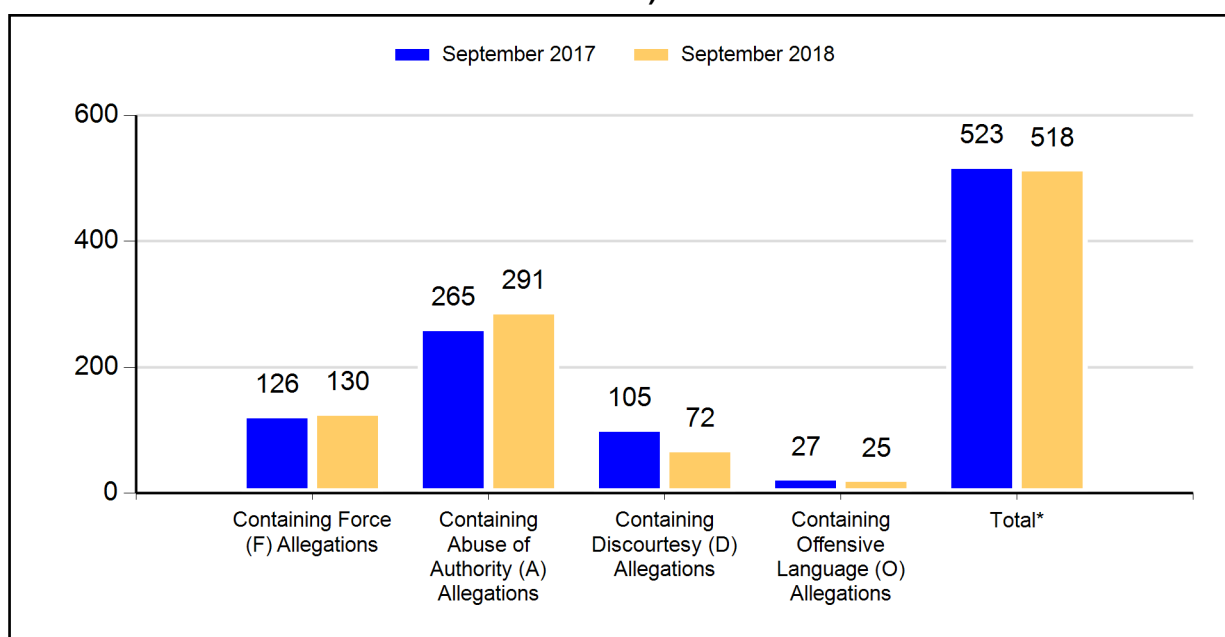
NYPD Precinct of Occurrence*	Number of Complaints	NYPD Precinct of Occurrence*	Number of Complaints
1	2	67	12
5	8	68	3
6	2	69	5
7	3	70	8
9	7	71	7
10	2	72	5
13	1	73	5
14	6	75	23
18	6	76	5
19	4	77	5
20	2	78	3
22	3	79	3
23	5	81	2
24	3	83	5
25	8	84	4
26	4	88	2
28	2	90	4
30	1	94	2
32	3	100	4
33	2	101	7
34	4	102	1
40	6	103	13
41	4	104	6
42	7	105	11
43	4	106	4
44	8	107	3
45	2	108	4
46	7	109	8
47	9	110	4
48	6	111	2
49	3	112	4
52	7	113	9
60	6	114	14
61	5	115	2
62	4	120	3
63	2	121	9
66	3	122	1
		123	3
		Unknown	14

*These figures track where an incident occurred, not necessarily the Command of the officer. Please review Figures 62A-62Q for Command Level data for cases closed in 2017.

Allegations Received

As described in the previous section, the CCRB has jurisdiction over four categories of NYPD misconduct. In comparing September 2017 to September 2018, the number of complaints containing an allegation of Force is up, Abuse of Authority complaints are up, Discourtesy are down and Offensive Language are down. Figures for the year-to-date comparison show that in 2018, complaints containing an allegation of Force are down, Abuse of Authority are up, Discourtesy are down and Offensive Language are down.

Figure 7: CCRB Complaints Received By Type of Allegation (September 2017 vs. September 2018)



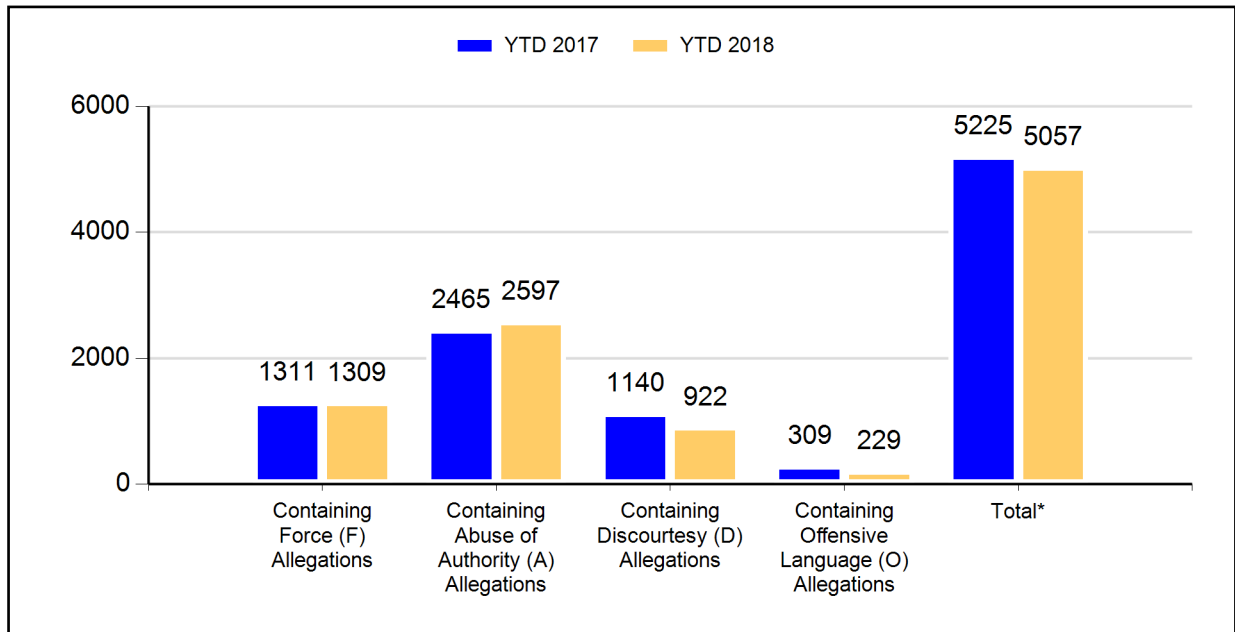
*This is the total of distinct FADO allegation types in complaints received.

Figure 8: CCRB Complaints Received By Type of Allegation (% of Complaints)

	September 2017		September 2018		Change	% Change
	Count	% of Total Complaints	Count	% of Total Complaints		
Force (F)	126	36%	130	33%	4	3%
Abuse of Authority (A)	265	75%	291	75%	26	10%
Discourtesy (D)	105	30%	72	18%	-33	-31%
Offensive Language (O)	27	8%	25	6%	-2	-7%
Total FADO Allegations	523		518		-5	-1%
Total Complaints	351		390		39	11%

Note: the number of allegations in recently received complaints typically grows somewhat as the complaints are investigated.

Figure 9: CCRB Complaints Received By Type of Allegation (YTD 2017 vs. YTD 2018)



*This is the total of distinct FADO allegation types in complaints received.

Figure 10: CCRB Complaints Received By Type of Allegation YTD (% of Complaints)

	YTD 2017		YTD 2018		Change	% Change
	Count	% of Total Complaints	Count	% of Total Complaints		
Force (F)	1311	38%	1309	38%	-2	0%
Abuse of Authority (A)	2465	72%	2597	75%	132	5%
Discourtesy (D)	1140	33%	922	27%	-218	-19%
Offensive Language (O)	309	9%	229	7%	-80	-26%
Total FADO Allegations	5225		5057		-168	-3%
Total Complaints	3427		3446		19	1%

Note: the number of allegations in recently received complaints typically grows somewhat as the complaints are investigated.

Figure 11: Total Allegations (% of Total Allegations)

	September 2017		September 2018		Change	% Change
	Count	% of Total Allegations	Count	% of Total Allegations		
Force (F)	271	23%	234	22%	-37	-14%
Abuse of Authority (A)	731	61%	701	66%	-30	-4%
Discourtesy (D)	159	13%	97	9%	-62	-39%
Offensive Language (O)	36	3%	34	3%	-2	-6%
Total Allegations	1197		1066		-131	-11%
Total Complaints	351		390		39	11%

Figure 12: Total Allegations YTD (% of Total Allegations)

	YTD 2017		YTD 2018		Change	% Change
	Count	% of Total Allegations	Count	% of Total Allegations		
Force (F)	2629	23%	2733	23%	104	4%
Abuse of Authority (A)	6571	59%	7497	63%	926	14%
Discourtesy (D)	1628	15%	1299	11%	-329	-20%
Offensive Language (O)	395	4%	304	3%	-91	-23%
Total Allegations	11223		11833		610	5%
Total Complaints	3427		3446		19	1%

The number of allegations in recently received complaints typically grows as the complaints are investigated.

CCRB Docket

As of the end of September 2018, 75% of active CCRB cases are fewer than five months old, and 91% active cases have been open for fewer than eight months.

Figure 13: Age of Active Cases Based on Received Date (September 2018)

Case Age Group	Count	% of Total
Cases 0-4 Months	1248	75.3%
Cases 5-7 Months	257	15.5%
Cases 8-11 Months	113	6.8%
Cases 12-18 Months*	34	2.1%
Cases Over 18 Months**	5	0.3%
Total	1657	100%

*12-18 Months: 12 cases that were reopened; 2 cases that were on DA Hold.

**Over18 Months: 2 cases that were reopened; 4 cases that were on DA Hold.

Figure 14: Age of Active Cases Based on Incident Date (September 2018)

	Count	% of Total
Cases 0-4 Months	1132	68.3%
Cases 5-7 Months	270	16.3%
Cases 8-11 Months	170	10.3%
Cases 12-18 Months*	70	4.2%
Cases Over 18 Months**	15	0.9%
Total	1657	100%

*12-18 Months: 14 cases that were reopened; 1 case that was on DA Hold.

**Over18 Months: 2 cases that were reopened; 5 cases that were on DA Hold.

An active case is here defined as an investigation; cases in mediation are excluded.

Figure 15: Number of Active Investigations (January 2017 - September 2018)

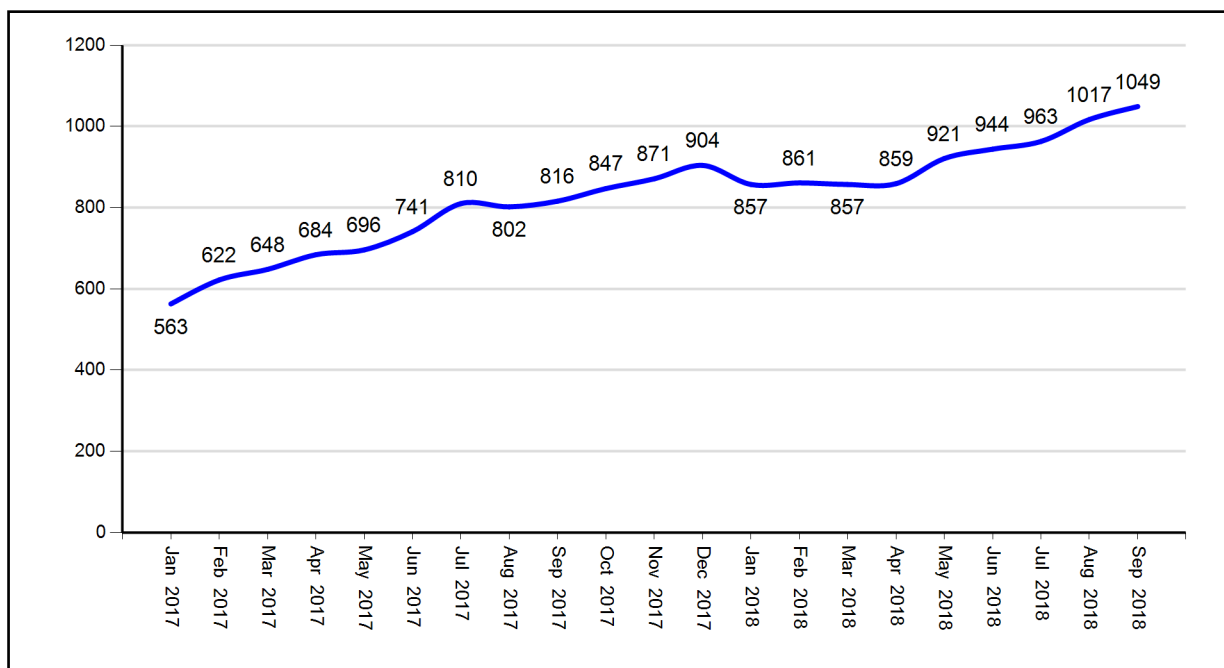


Figure 16: Open Docket Analysis

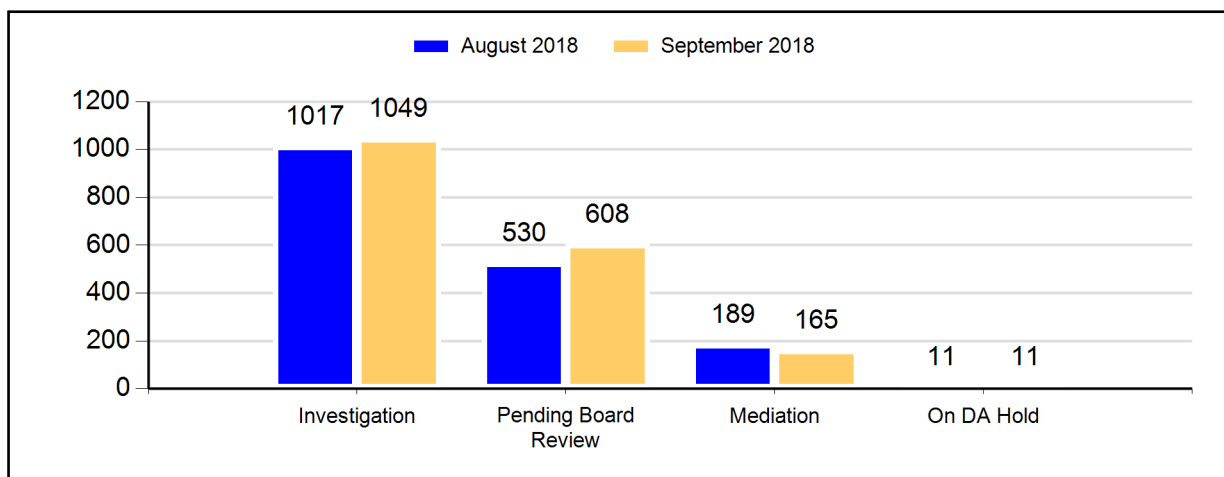


Figure 17: Open Docket Analysis with % Change

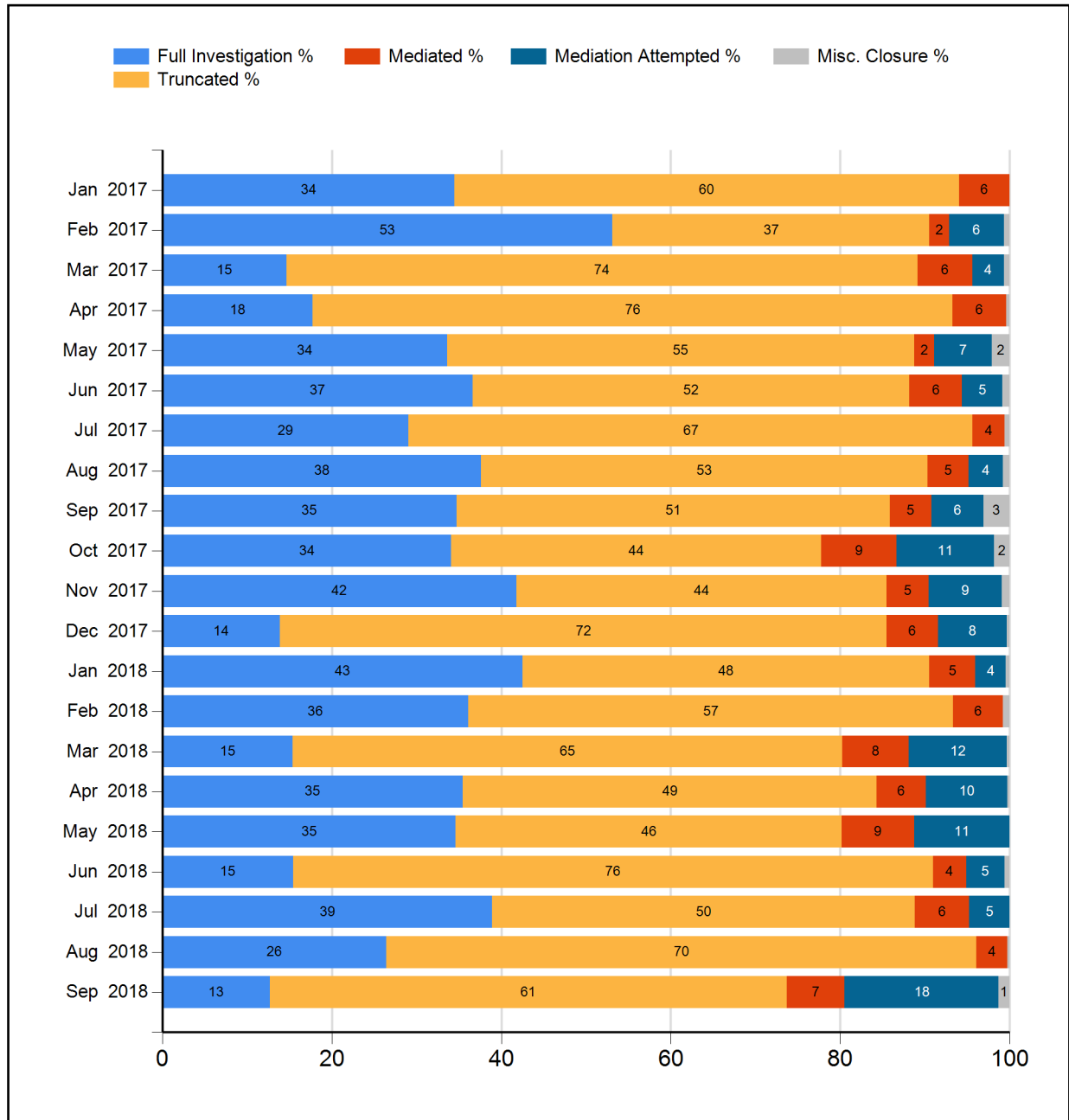
	August 2018		September 2018		Change	% Change
	Count	% of Total	Count	% of Total		
Investigations	1017	58%	1049	57%	32	3%
Pending Board Review	530	30%	608	33%	78	15%
Mediation	189	11%	165	9%	-24	-13%
On DA Hold	11	1%	11	1%	0	0%
Total	1747		1833		86	5%

Closed Cases

Resolving Cases

In September 2018, the CCRB fully investigated 13% of the cases it closed, and resolved (fully investigated, mediated or mediation attempted) 38% of the cases it closed.

Figure 18: Case Resolutions (January 2017 - September 2018) (%)



Dispositions

Cases fully investigated by the CCRB generally receive one of five outcomes:

- If the alleged misconduct is found to have occurred, based on the preponderance of the evidence, the allegation is **substantiated**.
- If there is not enough evidence to determine whether or not the alleged misconduct occurred, the allegation is **unsubstantiated**.
- If the preponderance of the evidence suggests that the event or alleged act did not occur, the allegation is **unfounded**.
- If the event did occur, but was not improper by a preponderance of evidence, the allegation is **exonerated**.
- If the CCRB was unable to identify any of the officers accused of misconduct, the case is closed as **officer unidentified**.

Additionally, a case might be **mediated**, with the subject officer and complainant discussing the incident in the presence of a neutral third-party moderator, or closed as **mediation attempted**, the designation for a case in which both the officer and the civilian agree to mediate, but the civilian fails to appear twice for the scheduled mediation session or fails to respond to attempts to schedule a mediation session. Finally, a case that cannot be fully investigated due to complainant/alleged victim unavailability or lack of cooperation is **truncated**.

Case Abstracts

The following case abstracts are taken from complaints closed this month and serve as examples of what the different CCRB dispositions mean in practice:

1. Substantiated

An individual was driving his vehicle when he was stopped by two officers. The individual was unable to provide his driver's license and was asked to step out of the car. As the individual stepped out the car, an officer leaned his head into the still open driver's door, looking around the vehicle for any weapons or contraband in plain view. The officer was unable to specifically point to any criminality or indication that the individual was in control of any contraband or weapons. Since the officer's general suspicion did not rise to the level of probable cause, his entry of the individual's vehicle was not warranted, and the Board substantiated the allegation.

2. Unsubstantiated

An individual was issued a parking summons by two officers. He allegedly asked one of the officers for his badge number, but the officer refused to provide it. In their statements, both officers could not remember if, at any point in the encounter, the individual requested a badge number. Though the individual provided video footage consistent with his statement, the footage alone did not independently confirm or deny if the officer refused to provide his badge number. Due to the lack of video footage capturing the allegation, as well as inconsistent statements, the Board unsubstantiated the allegation.

3. Unfounded

An individual went to a hospital to visit his neighbor, who was a patient there. Upon arriving at reception, the individual stated he was there to visit a patient, but did not know her full name. He was informed that hospital policy prohibited visitors who could not provide the patient's full name from entering. The individual stated he was first approached by a hospital security guard

who refused to assist him. Shortly thereafter, a police officer called him a, “Fucking Jew,” and escorted him out of the hospital. In contrast to the individual’s statement, both the security guard and police officer, who were not well acquainted with each other, provided statements consistent with each other—that it was the security guard who interacted with the individual and escorted him out the building. The security guard also stated, unprompted, that the individual had filed a complaint with the hospital alleging that the security guard, not the police officer, had called him a “Fucking Jew.” The investigation credited the security guard’s claim that the individual filed a complaint with the hospital alleging it was the security guard, not the officer who called him a racial epithet, because the security guard made the comment without any knowledge of the allegations in the individual made to the CCRB. In light of the witness’ statement, the investigation determined by a preponderance of the evidence that the officer did not use offensive language towards the individual. The Board unfounded the allegation.

4. Exonerated

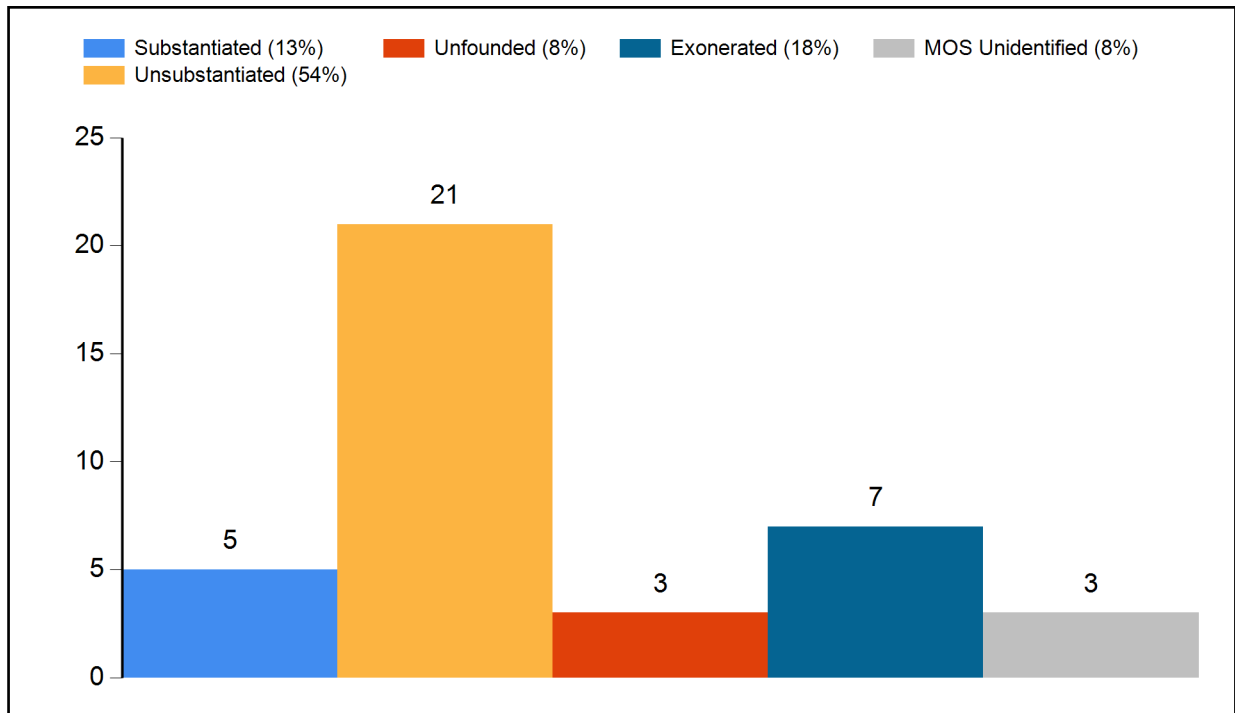
An officer entered and searched an apartment in Brooklyn. A copy of a signed search warrant, authorizing officers to enter and search the apartment, was subsequently obtained. As the officer was involved in the execution of a valid search warrant, the officer was justified in entering and searching the apartment. As a result, the Board exonerated the allegations.

5. Officer Unidentified

An individual was walking by himself when four plainclothes officers exited an unmarked vehicle and stopped him. The officers frisked the individual, and searched his pockets, removing what was inside. After questioning the individual about what he was doing in the area, the officers dropped his items to the ground and then left. No police documents were prepared in regards to this incident and no video footage was found. The descriptions provided by the officers were not detailed enough to identify them. Records requested for the four potential commands that the subject officers could have been from did not reflect any officers traveling to the area of the incident, or match the race and gender makeup of the subject officers. The individual also described a vehicle that officers traveled in, but police documents did not identify any such vehicle being used by the relevant commands at the time of the incident. Absent this evidence, the Board was unable to identify the subject officers; therefore, the complaint was closed as officers unidentified.

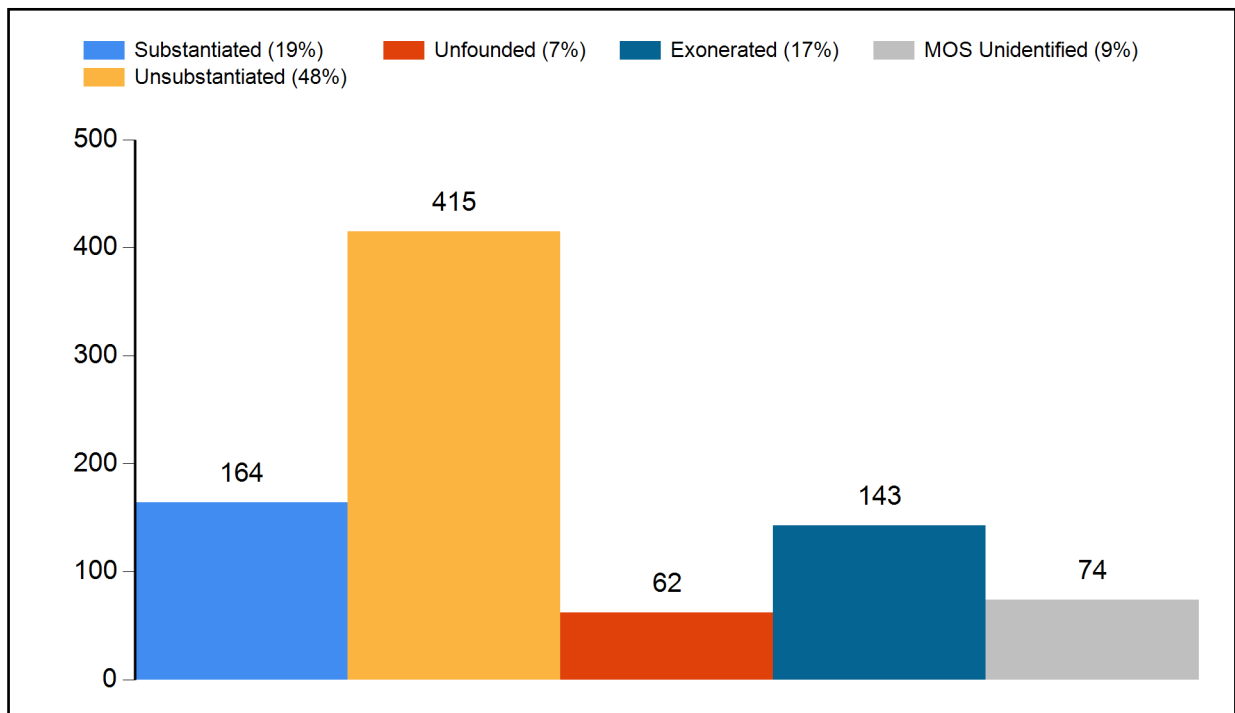
Dispositions - Full Investigations

Figure 19: Disposition Counts of Full Investigations (September 2018)



Due to the reconsideration process, counts are subject to change.

Figure 20: Disposition Counts of Full Investigations (YTD 2018)



Due to the reconsideration process, counts are subject to change.

Dispositions - All CCRB Cases

In addition to full investigations, CCRB cases can be closed through mediation and truncation. The following table lists all the CCRB case closures for the current month and year-to-date.

Figure 21: Disposition of Cases (2017 vs 2018)

	Sep 2017		Sep 2018		YTD 2017		YTD 2018	
Full Investigations	Count	% of Total	Count	% of Total	Count	% of Total	Count	% of Total
Substantiated	22	16%	5	13%	206	20%	164	19%
Exonerated	24	18%	7	18%	184	18%	143	17%
Unfounded	9	7%	3	8%	62	6%	62	7%
Unsubstantiated	71	53%	21	54%	503	48%	415	48%
MOS Unidentified	9	7%	3	8%	85	8%	74	9%
Total - Full Investigations	135		39		1040		858	
Mediation Closures	Count	% of Total	Count	% of Total	Count	% of Total	Count	% of Total
Mediated	19	44%	21	27%	141	54%	176	46%
Mediation Attempted	24	56%	56	73%	122	46%	205	54%
Total - ADR Closures	43		77		263		381	
Resolved Case Total	178	46%	116	38%	1303	42%	1239	42%
Truncations / Other Closures	Count	% of Total	Count	% of Total	Count	% of Total	Count	% of Total
Complaint withdrawn	39	18%	47	24%	413	23%	300	18%
Complainant/Alleged Victim/Witness uncooperative	117	55%	72	38%	987	56%	901	53%
Complainant/Alleged Victim/Witness unavailable	26	12%	27	14%	277	16%	241	14%
Alleged Victim unidentified	1	0%	9	5%	27	2%	32	2%
Closed - Pending Litigation*	16	8%	33	17%	26	1%	226	13%
Miscellaneous	0	0%	2	1%	4	0%	6	0%
Administrative closure**	12	6%	2	1%	30	2%	7	0%
Total - Other Case Dispositions	211		192		1764		1713	
Total - Closed Cases	389		308		3067		2952	

* Closed - Pending Litigation is a truncation category added in August 2017. It indicates that the complaint was truncated due to the complainant/alleged victim's attorney.

**Administrative closure is a special category that deals with NYPD's Internal Affairs Bureau-referred cases or spin off cases with no complainant/alleged victim, and in which CCRB attempts to locate or identify a complainant/alleged victim has yielded no results.

Dispositions - FADO Allegations

“Allegations” are different than “cases.” A case or complaint is based on an incident and may contain one or more allegations of police misconduct. The allegation substantiation rate is 5% for the month of September 2018, and the allegation substantiation rate is 10% year-to-date. The type of allegation the CCRB is most likely to substantiate is Abuse of Authority – substantiating 8% of such allegations during September 2018, and 12% for the year.

Figure 22: Disposition of Allegations (2017 vs 2018)

	Sep 2017		Sep 2018		YTD 2017		YTD 2018	
Fully Investigated Allegations	Count	%of Total	Count	%of Total	Count	%of Total	Count	%of Total
Substantiated	48	8%	10	5%	515	11%	418	10%
Unsubstantiated	260	42%	83	44%	1828	40%	1569	39%
Unfounded	49	8%	31	17%	347	8%	351	9%
Exonerated	183	30%	43	23%	1291	29%	1211	30%
MOS Unidentified	77	12%	20	11%	544	12%	463	12%
Total - Full Investigations	617		187		4525		4012	
Mediation Closures	Count	%of Total	Count	%of Total	Count	%of Total	Count	%of Total
Mediated	34	40%	46	22%	296	53%	387	41%
Mediation Attempted	52	60%	163	78%	261	47%	564	59%
Total - ADR Closures	86		209		557		951	
Truncations / Other Closures	Count	%of Total	Count	%of Total	Count	%of Total	Count	%of Total
Complaint withdrawn	86	16%	114	24%	897	21%	701	15%
Complainant/Alleged Victim/Witness uncooperative	324	62%	191	40%	2713	62%	2523	55%
Complainant/Alleged Victim/Witness unavailable	56	11%	43	9%	555	13%	530	11%
Alleged Victim unidentified	4	1%	27	6%	61	1%	83	2%
Closed - Pending Litigation	37	7%	97	20%	59	1%	714	15%
Miscellaneous	1	0%	4	1%	16	0%	36	1%
Administrative closure	14	3%	4	1%	43	1%	22	0%
Total - Other Case Dispositions	522		480		4344		4609	
Total - Closed Allegations	1225		877		9426		9573	

Figure 23: Disposition of Allegations By FADO Category (September 2018)

	Substantiated	Unsubstantiated	Exonerated	Unfounded	Officers Unidentified	Total
Force	0 0%	14 45%	8 26%	3 10%	6 19%	31 100%
Abuse of Authority	10 8%	55 43%	35 28%	16 13%	11 9%	127 100%
Discourtesy	0 0%	13 57%	0 0%	8 35%	2 9%	23 100%
Offensive Language	0 0%	1 17%	0 0%	4 67%	1 17%	6 100%
Total	10 5%	83 44%	43 23%	31 17%	20 11%	187 100%

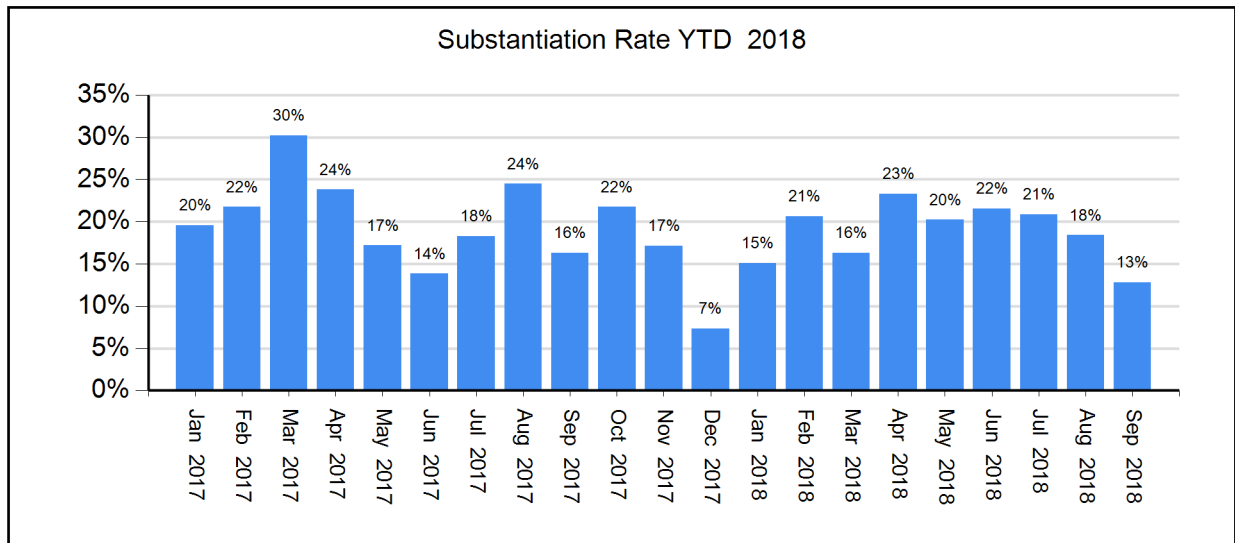
Figure 24: Disposition of Allegations By FADO Category (YTD 2018)

	Substantiated	Unsubstantiated	Exonerated	Unfounded	Officers Unidentified	Total
Force	60 7%	296 32%	316 35%	125 14%	117 13%	914 100%
Abuse of Authority	302 12%	889 36%	877 36%	136 6%	246 10%	2450 100%
Discourtesy	51 10%	316 60%	18 3%	58 11%	82 16%	525 100%
Offensive Language	5 4%	68 57%	0 0%	32 27%	14 12%	119 100%
Total	418 10%	1569 39%	1211 30%	351 9%	459 11%	4008 100%

Substantiation Rates

The September 2018 case substantiation rate was 13%.

Figure 25: Percentage of Cases Substantiated (January 2017 - September 2018)

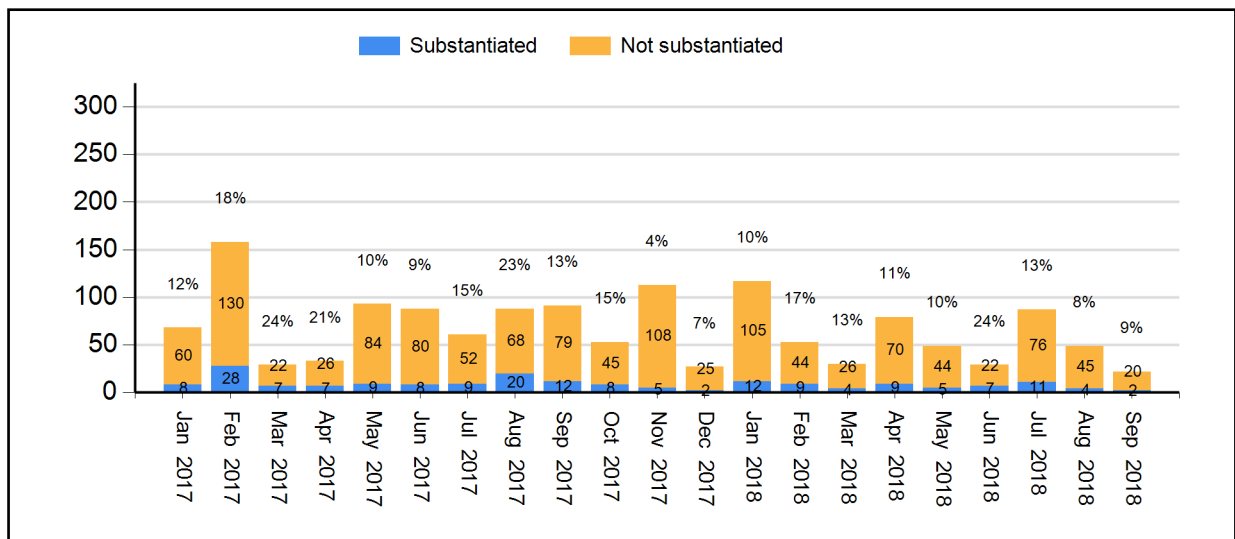


Due to the reconsideration process, counts are subject to change.

Substantiation Rates and Video

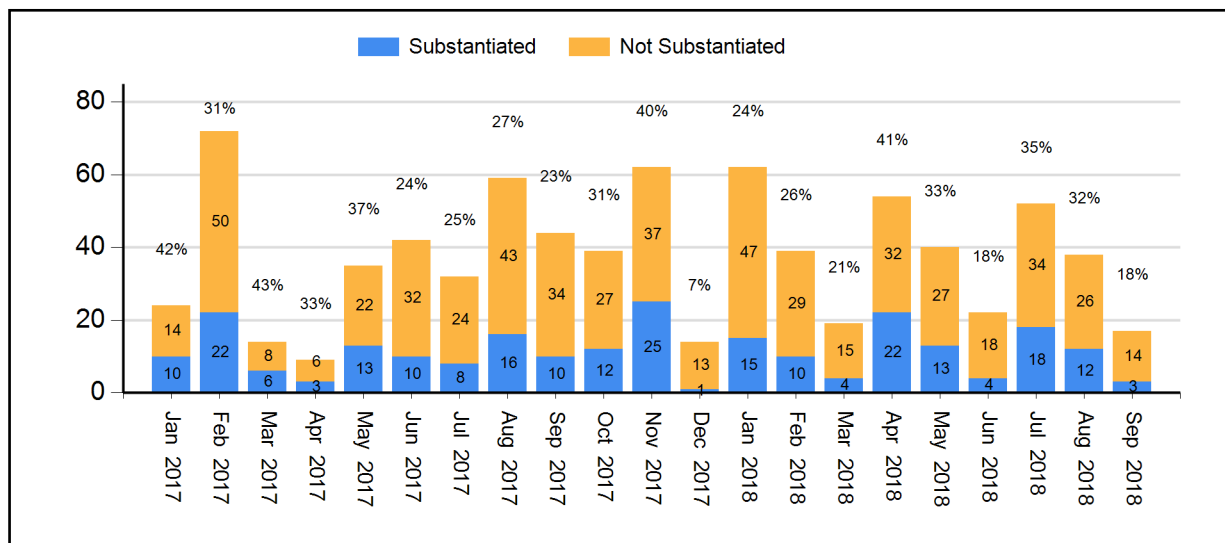
In general, investigations relying on video evidence from security cameras or personal devices result in much higher substantiation rates.

Figure 26: Substantiation Rates for Full Investigations without Video (Jan 2018 - Sep 2018) (% substantiated shown)



Due to the reconsideration process, counts are subject to change.

Figure 27: Substantiation Rates for Full Investigations with Video (Jan 2018 - Sep 2018)
 (% substantiated shown)



Due to the reconsideration process, counts are subject to change.

Board Discipline Recommendations for Substantiated Complaints

After a CCRB investigative team has completed its investigation and recommended the substantiation of a complaint against an officer, a panel of three Board members determines whether to substantiate the allegation and make a disciplinary recommendation.

- “Charges and Specifications” are the most severe form of discipline. A decision to assign Charges commences a process that may result in an administrative trial in the NYPD Trial Room. An officer may lose vacation days, be suspended, or be terminated from the Department if the officer is found guilty.
- “Instructions” or “Formalized Training” are the least severe discipline, often recommended for officers who misunderstand a policy. This determination results in training at the command level (Instructions) or training at the Police Academy or NYPD Legal Bureau (Formalized Training).
- “Command Discipline” is recommended for misconduct that is moderately serious, but does not rise to the level of that associated with Charges. An officer can lose up to ten vacation days as a result of a Command Discipline.
- When the Board has recommended Instructions, Formalized Training or Command Discipline, the case is sent to the NYPD Commissioner to impose training and/or other penalties. Cases where the Board recommends charges are prosecuted by the CCRB’s Administrative Prosecution Unit.

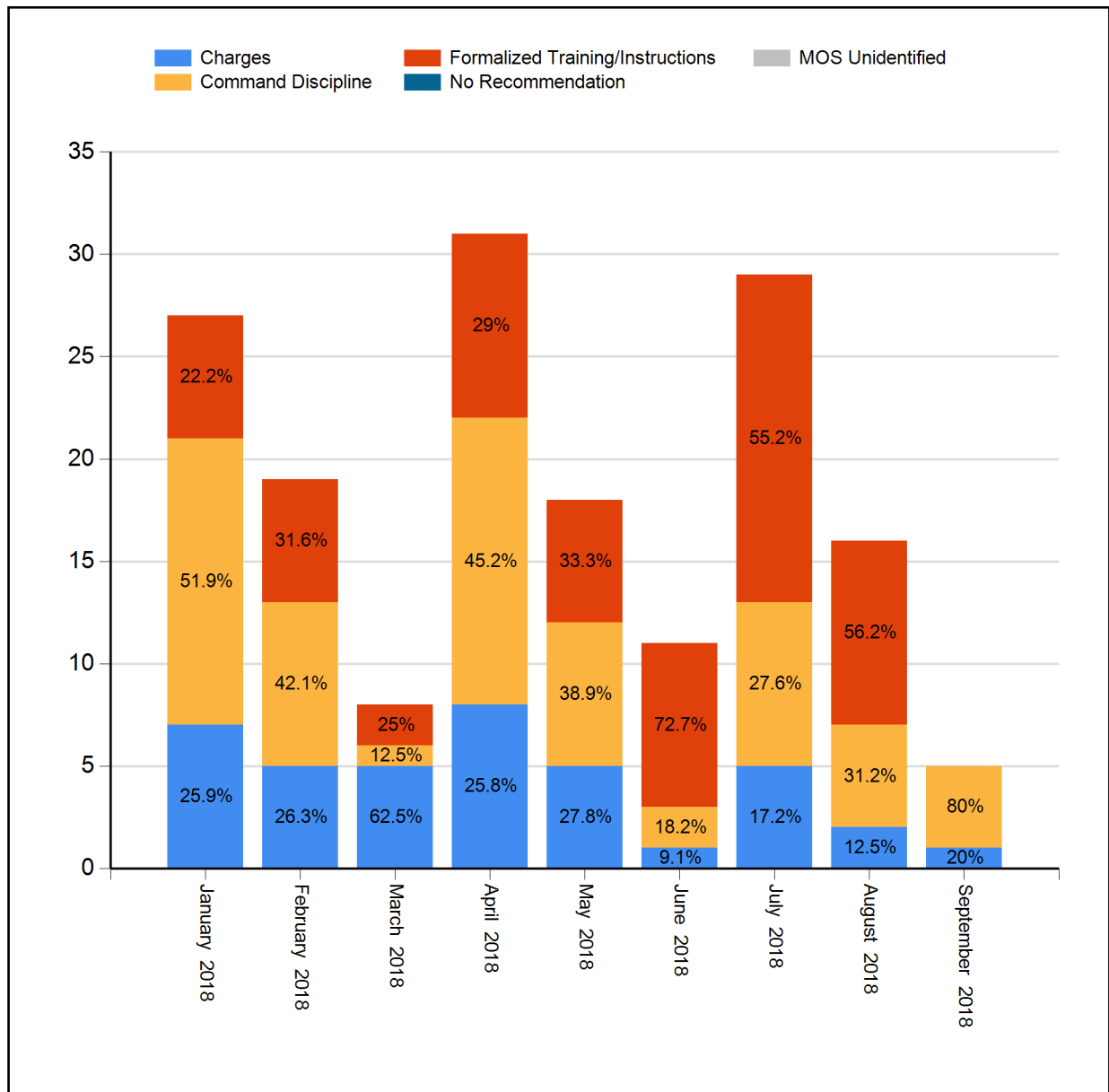
Figure 28: Board Discipline Recommendations For Substantiated Complaints*
(Sep 2017, Sep 2018, YTD 2017, YTD 2018)

Disposition	September 2017		September 2018		YTD 2017		YTD 2018	
	Count	%of Total	Count	%of Total	Count	%of Total	Count	%of Total
Charges	4	18%	1	20%	23	11%	39	24%
Command Discipline	9	41%	4	80%	104	50%	63	38%
Formalized Training	2	9%	0	0%	47	23%	27	16%
Instructions	7	32%	0	0%	32	16%	35	21%
MOS Unidentified	0	0%	0	0%	0	0%	0	0%
Total	22		5		206		164	

Due to the reconsideration process, counts are subject to change.

* A complaint containing a number of substantiated allegations against a number of different officers will typically generate a variety of different disciplinary recommendations. To determine the disciplinary recommendation associated with the complaint as a whole, the CCRB uses the most severe disciplinary recommendation made. The order of severity is: 1) Charges 2) Command Discipline 3) Formalized Training 4) Instructions.

Figure 29: Board Discipline Recommendations For Substantiated Complaints* (2018)



Due to the reconsideration process, counts are subject to change.

* A complaint containing a number of substantiated allegations against a number of different officers will typically generate a variety of different disciplinary recommendations. To determine the disciplinary recommendation associated with the complaint as a whole, the CCRB uses the most severe disciplinary recommendation made. The order of severity is: 1) Charges 2) Command Discipline 3) Formalized Training 4) Instructions.

Board Discipline Recommendations for Officers with Substantiated Allegations

A substantiated CCRB complaint may generate multiple substantiated allegations against multiple officers. Each substantiated allegation will carry its own discipline recommendation from the CCRB Board.

The following table presents the number of officers against whom discipline recommendations have been made as a result of a substantiated CCRB complaint. Where there are multiple substantiated allegations with multiple disciplinary recommendations for an officer in a complaint, the most severe disciplinary recommendation is used to determine the overall recommendation for that officer.

Figure 30: Board Discipline Recommendations for Officers with Substantiated Allegations*
(Sep 2017, Sep 2018, YTD 2017, YTD 2018)

Disposition	September 2017		September 2018		YTD 2017		YTD 2018	
	Count	%of Total	Count	%of Total	Count	%of Total	Count	%of Total
Charges	4	14.3%	1	14.3%	30	10.3%	59	24.3%
Command Discipline	13	46.4%	6	85.7%	153	52.6%	95	39.1%
Formalized Training	2	7.1%	0	0%	66	22.7%	43	17.7%
Instructions	9	32.1%	0	0%	42	14.4%	46	18.9%
MOS Unidentified	0	0%	0	0%	0	0%	0	0%
Total	28		7		291		243	

Due to the reconsideration process, counts are subject to change.

* The counts in this table reflect the number of distinct MOS with a substantiated allegation in each complaint.

Figure 31: Substantiated Allegations By Borough and NYPD Precinct (September 2018)

The figures in this table reflect all substantiated allegations for each MOS.

Board Disposition	FADO Category	Allegation	Precinct of Occurrence	Borough of Occurrence
Substantiated (Command Discipline B)	Abuse of Authority	Vehicle search	6	Manhattan
Substantiated (Command Discipline B)	Abuse of Authority	Frisk	6	Manhattan
Substantiated (Command Discipline B)	Abuse of Authority	Frisk	6	Manhattan
Substantiated (Command Discipline A)	Abuse of Authority	Search (of person)	23	Manhattan
Substantiated (Charges)	Abuse of Authority	Entry of Premises	69	Brooklyn
Substantiated (Charges)	Abuse of Authority	Search of Premises	69	Brooklyn
Substantiated (Command Discipline B)	Abuse of Authority	Vehicle search	79	Brooklyn
Substantiated (Command Discipline B)	Abuse of Authority	Vehicle search	79	Brooklyn
Substantiated (Command Discipline B)	Abuse of Authority	Frisk	79	Brooklyn
Substantiated (Command Discipline A)	Abuse of Authority	Frisk	81	Brooklyn

Truncations

A “truncation” is a case that is not fully investigated, either because the complainant/alleged victim withdraws the complaint; is uncooperative with the investigation; is not available for the investigative team to interview; or is never identified. The CCRB constantly seeks to lower the number of truncations.

Figure 32: Truncated Allegations (September 2018)

	Withdrawn	Uncooperative	Unavailable	Civilian Unidentified	Pending Litigation*	Total
Force	18	41	14	4	40	117
Abuse of Authority	79	128	22	19	49	297
Discourtesy	15	17	5	4	5	46
Offensive Language	2	5	2	0	3	12
Total	114	191	43	27	97	472

Figure 33: Truncated CCRB Complaints (September 2018)

	Withdrawn	Uncooperative	Unavailable	Civilian Unidentified	Pending Litigation*	Total
Total	47	72	27	9	33	188

Figure 34: Truncated Allegations (YTD 2018)

	Withdrawn	Uncooperative	Unavailable	Civilian Unidentified	Pending Litigation*	Total
Force	123	549	196	18	377	1263
Abuse of Authority	463	1622	275	56	263	2679
Discourtesy	100	303	43	8	57	511
Offensive Language	15	49	16	1	17	98
Total	701	2523	530	83	714	4551

Figure 35: Truncated CCRB Complaints (YTD 2018)

	Withdrawn	Uncooperative	Unavailable	Civilian Unidentified	Pending Litigation*	Total
Total	300	901	241	32	226	1700

*Pending Litigation is a truncation category added in August 2017. It indicates that the complaint was truncated due to the complainant/alleged victim's attorney.

Complaints Against Officers Assigned to Police Service Areas

The Police Service Areas (PSA) are commands that police New York City Housing Developments throughout the five boroughs. PSA complaints are defined as complaints that contain at least one FADO allegation against an officer assigned to a PSA command.

Figure 36: PSA Complaints Closed as % of Total Complaints Closed

	Sep 2017	Sep 2018	YTD 2017	YTD 2018
PSA Complaints	28	17	129	143
Total Complaints	389	308	3067	2952
PSA Complaints as % of Total	7.2%	5.5%	4.2%	4.8%

A single PSA complaint may contain allegations against multiple officers assigned to multiple PSA commands. The following table breaks out the different PSAs and shows the number of officers assigned to each PSA against whom FADO allegations have been made.

Figure 37: Closed Complaints Against Officers Assigned to a PSA

	Sep 2017	Sep 2018	YTD 2017	YTD 2018
PSA 1	8	2	28	16
PSA 2	9	5	27	52
PSA 3	5	0	25	23
PSA 4	0	7	8	40
PSA 5	8	8	32	27
PSA 6	1	0	20	20
PSA 7	16	1	57	53
PSA 8	2	1	20	20
PSA 9	4	1	16	20
Total	53	25	233	271

Complaints typically contain more than one allegation. The following table shows the allegations made against officers assigned to PSA commands broken out by FADO type.

Figure 38: Closed Allegations Against Officers Assigned to a PSA by FADO Type

	Sep 2017		Sep 2018		YTD 2017		YTD 2018	
	Count	% of Total	Count	% of Total	Count	% of Total	Count	% of Total
Force (F)	23	32%	5	13%	85	27%	102	27%
Abuse of Authority (A)	39	54%	19	48%	166	53%	198	53%
Discourtesy (D)	8	11%	12	30%	50	16%	52	14%
Offensive Language (O)	2	3%	4	10%	12	4%	20	5%
Total	72	100%	40	101%	313	100%	372	99%

Dispositions of Officers Assigned to PSAs

The following tables show the Board disposition of officers assigned to a PSA with a FADO allegation made against them.

Figure 39: Disposition of PSA Officers (2017 vs 2018)

	Sep 2017		Sep 2018		YTD 2017		YTD 2018	
Full Investigations	Count	%of Total	Count	%of Total	Count	%of Total	Count	%of Total
Substantiated	4	15%	1	11%	34	26%	24	17%
Exonerated	9	35%	0	0%	45	34%	31	22%
Unfounded	0	0%	3	33%	1	1%	6	4%
Unsubstantiated	13	50%	5	56%	53	40%	83	58%
MOS Unidentified	0	0%	0	0%	0	0%	0	0%
Total - Full Investigations	26		9		133		144	
Mediation Closures	Count	%of Total	Count	%of Total	Count	%of Total	Count	%of Total
Mediated	3	38%	2	22%	11	38%	6	19%
Mediation Attempted	5	62%	7	78%	18	62%	25	81%
Total - ADR Closures	8		9		29		31	
Resolved Case Total	34	64%	18	72%	162	70%	175	65%
Truncations / Other Closures	Count	%of Total	Count	%of Total	Count	%of Total	Count	%of Total
Complaint withdrawn	2	11%	1	14%	13	18%	15	16%
Complainant/Alleged Victim/Witness uncooperative	9	47%	4	57%	45	63%	48	50%
Complainant/Alleged Victim/Witness unavailable	2	11%	0	0%	7	10%	9	9%
Alleged Victim unidentified	0	0%	0	0%	0	0%	0	0%
Closed - Pending Litigation*	4	21%	2	29%	4	6%	23	24%
Miscellaneous	0	0%	0	0%	0	0%	1	1%
Administrative closure*	2	11%	0	0%	2	3%	0	0%
Total - Other Case Dispositions	19		7		71		96	
Total - Closed Cases	53		25		233		271	

* Closed - Pending Litigation is a truncation category added in August 2017. It indicates that the complaint was truncated due to the complainant/alleged victim's attorney.

**Administrative closure is a special category that deals with NYPD's Internal Affairs Bureau-referred cases or spin off cases with no complainant/alleged victim, and in which CCRB attempts to locate or identify a complainant/alleged victim has yielded no results.

Mediation Unit

Whenever mediation between a complainant/alleged victim and subject officer is suitable, it is offered by CCRB investigators. If the complainant/alleged victim and subject officer both agree to participate, a neutral, third-party mediator facilitates a conversation between the parties. “Mediation Attempted” refers to a situation in which an officer agrees to mediate and the complainant becomes unavailable (after the complainant initially agreed to mediation). The chart below indicates the number of mediations and attempted mediations in September and this year.

Figure 40: Mediated Complaints Closed

	September 2018			YTD 2018		
	Mediated	Mediation Attempted	Total	Mediated	Mediation Attempted	Total
Mediated Complaints	21	56	77	176	205	381

Figure 41: Mediated FADO Allegations Closed

	September 2018			YTD 2018		
	Mediated	Mediation Attempted	Total	Mediated	Mediation Attempted	Total
Force	7	20	27	38	44	82
Abuse of Authority	34	109	143	274	405	679
Discourtesy	5	29	34	66	94	160
Offensive Language	0	5	5	9	21	30
Total	46	163	209	387	564	951

Figure 42: Mediated Complaints By Borough (September 2018)

	Mediations
Bronx	1
Brooklyn	4
Manhattan	11
Queens	5
Staten Island	0

Figure 43: Mediated Allegations By Borough (September 2018)

	Mediations
Bronx	5
Brooklyn	7
Manhattan	26
Queens	8
Staten Island	0

**Figure 44: Mediated Complaints By Precinct
(Sep 2018 - YTD 2018)**

Precinct	Sep 2018	YTD 2018	Precinct	Sep 2018	YTD 2018
1	0	1	68	0	1
5	0	1	69	0	9
6	0	2	70	0	4
9	2	4	71	1	3
10	1	2	72	0	2
13	1	2	73	1	3
14	0	5	75	1	4
17	0	3	77	0	3
18	0	5	78	0	2
19	1	3	79	0	1
20	0	2	83	0	1
23	1	2	84	0	2
24	1	3	88	0	1
25	2	3	90	0	2
26	0	2	94	0	1
28	0	2	100	1	3
32	1	4	101	0	4
33	1	4	102	0	1
34	0	3	103	0	4
40	0	1	104	0	4
42	0	1	105	0	1
44	0	6	106	0	1
45	0	1	107	0	1
46	0	8	108	0	2
47	0	3	110	1	1
49	0	2	111	0	1
50	1	3	112	0	3
52	0	1	113	0	5
60	0	3	114	1	3
61	0	1	115	2	3
62	0	1	121	0	4
63	1	3	122	0	3
66	0	2	123	0	1
67	0	2	NA	0	1

**Figure 45: Mediated Allegations By Precinct
(Sep 2018 - YTD 2018)**

Precinct	Sep 2018	YTD 2018	Precinct	Sep 2018	YTD 2018
1	0	1	68	0	4
5	0	1	69	0	26
6	0	3	70	0	10
9	3	8	71	2	4
10	8	9	72	0	3
13	4	6	73	1	3
14	0	12	75	3	7
17	0	5	77	0	5
18	0	15	78	0	7
19	1	9	79	0	3
20	0	3	83	0	2
23	1	2	84	0	4
24	3	5	88	0	2
25	2	11	90	0	8
26	0	4	94	0	1
28	0	4	100	2	6
32	3	11	101	0	12
33	1	6	102	0	2
34	0	7	103	0	11
40	0	1	104	0	11
42	0	2	105	0	4
44	0	11	106	0	1
45	0	4	107	0	2
46	0	13	108	0	6
47	0	7	110	1	1
49	0	3	111	0	2
50	5	8	112	0	5
52	0	1	113	0	8
60	0	12	114	1	3
61	0	1	115	4	7
62	0	2	121	0	11
63	1	5	122	0	4
66	0	4	123	0	1
67	0	4	NA	0	1

Administrative Prosecution Unit

The CCRB's Administrative Prosecution Unit (APU) prosecutes police misconduct cases when the Board has recommended charges, in the NYPD Trial Room. The APU is also able to offer pleas to officers who admit guilt rather than going to trial. Following a plea agreement or the conclusion of a disciplinary trial, cases are sent to the Police Commissioner for final penalties.

Figure 46: Administrative Prosecution Unit Case Closures

Disposition Category	Prosecution Disposition	Sep 2018	YTD 2018
Disciplinary Action	Not guilty after trial but Discipline Imposed	0	0
	Guilty after trial	0	7
	Trial verdict dismissed by PC, Comm. Disc. A imposed	0	0
	Trial verdict dismissed by PC, Comm. Disc. B imposed	0	0
	Trial verdict dismissed by PC, Formalized Training imposed	0	0
	Trial verdict dismissed by PC, Instructions imposed	0	0
	Trial verdict reversed by PC, Final verdict Guilty	0	0
	Resolved by plea	4	20
	Plea set aside, Comm. Disc. B	0	0
	Plea set aside, Comm. Disc. A	0	0
	Plea set aside, Formalized Training	0	0
	Plea set aside, Instructions	0	1
	*Retained, with discipline	0	2
	Disciplinary Action Total	4	30
No Disciplinary Action	Not guilty after trial	0	1
	Trial verdict reversed by PC, Final verdict Not Guilty	0	1
	Plea set aside, Without discipline	0	0
	**Retained, without discipline	0	2
	Dismissed by APU	0	0
	SOL Expired in APU	0	0
	No Disciplinary Action Total	0	4
Not Adjudicated	Charges not filed	0	0
	Deceased	0	0
	Other	0	3
	***Previously adjudicated, with discipline	0	0
	***Previously adjudicated, without discipline	0	0
	†Reconsidered by CCRB Board	2	3
	Retired	0	0
	SOL Expired prior to APU	0	0
	Not Adjudicated Total	2	6
	Total Closures	6	40

*Retained cases are those in which the Department kept jurisdiction pursuant to Section 2 of the April 2, 2012 Memorandum of Understanding between the NYPD and the CCRB.

** When the Department keeps jurisdiction pursuant to Section 2 and does not impose any discipline on the officer, it is the equivalent of a category referred to as "Department Unable to Prosecute" (DUP). Cases are referred to as DUP when the department decides that it will not discipline an officer against whom the Board recommended discipline other than charges.

*** In some cases, the Department conducts its own investigation and prosecution prior to the completion of the CCRB's investigation. In those cases, the APU does not conduct a second prosecution.

† Under the Board's reconsideration process, an officer who has charges recommended as the penalty for a substantiated allegation may have the recommended penalty changed to something other than charges or have the disposition changed to something other than substantiated. In those cases, the APU ceases its prosecution.

NYPD Discipline

Under the New York City Charter, the Police Commissioner makes the final decision regarding discipline and the outcome of disciplinary trials.

The first chart reflects NYPD-imposed discipline for cases brought by the APU (Charges).

The chart on the following page reflects cases referred to the Police Commissioner where the Board recommended Command Discipline, Formalized Training or Instructions.

Figure 47: NYPD Discipline Imposed for Adjudicated APU Cases

Discipline*	September 2018	YTD 2018
Terminated	0	0
Suspension for or loss of vacation time of 31 or more days and/or Dismissal Probation	0	0
Suspension for or loss of vacation time of 21 to 30 days	0	0
Suspension for or loss of vacation time of 11 to 20 days	2	4
Suspension for or loss of vacation time of 1 to 10 days	2	23
Command Discipline B	0	0
Command Discipline A	0	0
Formalized Training**	0	2
Instructions***	0	1
Warned & Admonished/Reprimanded	0	0
Disciplinary Action† Total	4	30
No Disciplinary Action†	0	4
Adjudicated Total	4	34
Discipline Rate	100%	88%
Not Adjudicated† Total	2	6
Total Closures	6	40

*Where more than one penalty is imposed on a respondent, it is reported under the more severe penalty.

** Formalized training is conducted by the Police Academy, the NYPD Legal Bureau, or other NYPD Unit.

*** Instructions are conducted at the command level.

† The case closure types that define the "Disciplinary Action", "No Disciplinary Action" and "Not Adjudicated" categories are listed in Figure 43 on the previous page.

Figure 48: NYPD Discipline Imposed for Non-APU Cases

Disposition	Disposition Type*	September 2018	YTD 2018
Disciplinary Action	Terminated	0	0
	Suspension for or loss of vacation time of 31 or more days and/or Dismissal Probation	0	0
	Suspension for or loss of vacation time of 21 to 30 days	0	1
	Suspension for or loss of vacation time of 11 to 20 days	0	0
	Suspension for or loss of vacation time of 1 to 10 days	0	1
	Command Discipline B	2	9
	Command Discipline A	8	62
	Formalized Training**	12	123
	Instructions***	6	42
	Warned & admonished/Reprimanded	0	0
	Total	28	238
No Disciplinary Action	Not Guilty †	0	1
	Filed ††	1	5
	SOL Expired	0	4
	Department Unable to Prosecute†††	6	36
	No Finding ††††	2	5
	Total	9	51
	Discipline Rate	76%	82%
	DUP Rate	16%	12%

*Where the respondent is found guilty of charges, and the penalty imposed would fall into more than one of the above listed categories, it is reported under the more severe penalty.

** Formalized training is conducted by the Police Academy, the NYPD Legal Bureau, or other NYPD Unit.

*** Instructions are conducted at the command level.

† Trial outcomes in non-APU cases typically involve MOS who turned down command discipline, prompting the police department to proceed with charges.

†† "Filed" is a term used when the police department is not required to take action against the subject officer because the officer has resigned or retired from the department, or has been terminated.

††† When the department decides that it will not discipline an officer against whom the Board recommended discipline other than charges, those cases are referred to as "Department Unable to Prosecute," or DUP.

†††† "No Finding" refers to cases which the department reports as "Administratively Closed."

Figure 49: NYPD Discipline Imposed for Allegations - Non-APU Cases (September 2018)

Board Disposition	FADO Type	Allegation	Precinct	Borough	NYPD Discipline
Substantiated (Command Discipline A)	F	Pepper spray	1	Manhattan	Command Discipline A
Substantiated (Command Discipline A)	F	Pepper spray	1	Manhattan	Command Discipline A
Substantiated (Command Discipline A)	F	Pepper spray	1	Manhattan	Command Discipline A
Substantiated (Command Discipline A)	F	Pepper spray	1	Manhattan	Command Discipline A
Substantiated (Command Discipline A)	F	Pepper spray	1	Manhattan	Command Discipline A
Substantiated (Command Discipline A)	F	Pepper spray	1	Manhattan	Command Discipline A
Substantiated (Command Lvl Instructions)	D	Word	23	Manhattan	Instructions
Substantiated (Formalized Training)	A	Premises entered and/or searched	32	Manhattan	Formalized Training
Substantiated (Command Lvl Instructions)	A	Threat to notify ACS	34	Manhattan	Instructions
Substantiated (Command Lvl Instructions)	A	Refusal to provide name/shield number	34	Manhattan	Instructions
Substantiated (Command Discipline A)	A	Refusal to provide name/shield number	34	Manhattan	Command Discipline A
Substantiated (Command Discipline A)	A	Frisk	40	Bronx	Command Discipline A
Substantiated (Command Discipline A)	A	Stop	40	Bronx	Command Discipline A
Substantiated (Command Discipline A)	A	Question	40	Bronx	Command Discipline A
Substantiated (Command Lvl Instructions)	A	Frisk	42	Bronx	Formalized Training
Substantiated (Command Discipline B)	A	Vehicle search	44	Bronx	Command Discipline A
Substantiated (Command Lvl Instructions)	A	Property damaged	44	Bronx	No Discipline
Substantiated (Command Discipline B)	A	Premises entered and/or searched	45	Bronx	Formalized Training
Substantiated (Command Lvl Instructions)	A	Vehicle search	47	Bronx	Instructions
Substantiated (Command Discipline A)	A	Other	50	Bronx	Formalized Training
Substantiated (Command Discipline B)	A	Frisk	50	Bronx	Command Discipline A
Substantiated (Command Discipline B)	A	Search (of person)	50	Bronx	Command Discipline A
Substantiated (Formalized Training)	A	Threat of force (verbal or physical)	52	Bronx	Instructions
Substantiated (Command Lvl Instructions)	A	Question	52	Bronx	Formalized Training
Substantiated (Command Discipline A)	F	Gun Pointed	67	Brooklyn	No Discipline
Substantiated (Command Discipline A)	A	Threat of arrest	67	Brooklyn	No Discipline
Substantiated (Command Discipline A)	A	Refusal to provide name/shield number	67	Brooklyn	No Discipline
Substantiated (Command Lvl Instructions)	D	Word	67	Brooklyn	Instructions
Substantiated (Command Discipline A)	A	Search (of person)	67	Brooklyn	No Discipline
Substantiated (Command Discipline A)	A	Stop	67	Brooklyn	No Discipline

Board Disposition	FADO Type	Allegation	Precinct	Borough	NYPD Discipline
Substantiated (Command Discipline A)	A	Stop	67	Brooklyn	No Discipline
Substantiated (Command Discipline B)	E	Religion	71	Brooklyn	Command Discipline B
Substantiated (Command Discipline B)	E	Religion	71	Brooklyn	Command Discipline B
Substantiated (Command Discipline B)	A	Strip-searched	73	Brooklyn	Command Discipline B
Substantiated (Command Discipline B)	A	Other	73	Brooklyn	Command Discipline B
Substantiated (Command Discipline B)	A	Other	73	Brooklyn	Command Discipline B
Substantiated (Command Discipline A)	A	Other	73	Brooklyn	Command Discipline A
Substantiated (Command Discipline A)	A	Other	73	Brooklyn	Command Discipline A
Substantiated (Command Discipline A)	A	Stop	73	Brooklyn	Command Discipline A
Substantiated (Command Discipline A)	A	Stop	73	Brooklyn	Command Discipline A
Substantiated (Command Discipline B)	A	Stop	73	Brooklyn	Command Discipline B
Substantiated (Command Discipline A)	D	Word	75	Brooklyn	No Discipline
Substantiated (Command Discipline A)	D	Word	75	Brooklyn	No Discipline
Substantiated (Command Discipline A)	A	Frisk	79	Brooklyn	Command Discipline A
Substantiated (Command Discipline A)	A	Stop	79	Brooklyn	Command Discipline A
Substantiated (Command Discipline A)	A	Frisk	83	Brooklyn	Formalized Training
Substantiated (Command Discipline A)	A	Frisk	83	Brooklyn	Formalized Training
Substantiated (Command Discipline A)	A	Frisk	83	Brooklyn	Formalized Training
Substantiated (Command Discipline A)	A	Frisk	83	Brooklyn	Formalized Training
Substantiated (Command Discipline A)	A	Frisk	83	Brooklyn	Formalized Training
Substantiated (Formalized Training)	A	Stop	83	Brooklyn	Formalized Training
Substantiated (Formalized Training)	A	Stop	83	Brooklyn	Formalized Training
Substantiated (Formalized Training)	A	Stop	83	Brooklyn	Formalized Training
Substantiated (Formalized Training)	A	Stop	83	Brooklyn	Formalized Training
Substantiated (Formalized Training)	A	Stop	83	Brooklyn	Formalized Training
Substantiated (Formalized Training)	A	Stop	83	Brooklyn	Formalized Training
Substantiated (Formalized Training)	A	Stop	83	Brooklyn	Formalized Training
Substantiated (Formalized Training)	A	Stop	83	Brooklyn	Formalized Training
Substantiated (Formalized Training)	A	Threat of force (verbal or physical)	90	Brooklyn	No Discipline
Substantiated (Command Discipline A)	A	Photography/Videography	94	Brooklyn	No Discipline
Substantiated (Command Discipline A)	F	Physical force	113	Queens	No Discipline
Substantiated (Command Discipline A)	F	Chokehold	120	Staten Island	No Discipline
Substantiated (Command Discipline A)	F	Physical force	120	Staten Island	No Discipline

Board Disposition	FADO Type	Allegation	Precinct	Borough	NYPD Discipline
Substantiated (Command Discipline A)	D	Word	120	Staten Island	No Discipline
Substantiated (Command Discipline B)	A	Frisk	120	Staten Island	Formalized Training
Substantiated (Command Discipline B)	A	Frisk	120	Staten Island	Formalized Training
Substantiated (Command Discipline B)	A	Search (of person)	120	Staten Island	Formalized Training
Substantiated (Command Discipline B)	A	Search (of person)	120	Staten Island	Formalized Training
Substantiated (Command Discipline B)	A	Stop	120	Staten Island	Formalized Training
Substantiated (Command Discipline B)	A	Stop	120	Staten Island	Formalized Training
Substantiated (Command Lvl Instructions)	A	Forcible Removal to Hospital	120	Staten Island	No Discipline
Substantiated (Formalized Training)	D	Word	121	Staten Island	Instructions
Substantiated (Command Discipline A)	A	Frisk	122	Staten Island	Formalized Training
Substantiated (Command Discipline A)	A	Frisk	122	Staten Island	Formalized Training
Substantiated (Formalized Training)	A	Frisk	122	Staten Island	Formalized Training

Figure 50: NYPD Discipline Imposed for Allegations - APU Adjudicated Cases (September 2018)

Board Disposition	FADO Type	Allegation	Precinct	Borough	NYPD Discipline
Substantiated (Charges)	F	Physical force	48	Bronx	Forfeit vacation 9 day(s)
Substantiated (Charges)	F	Physical force	48	Bronx	Forfeit vacation 17 day(s)
Substantiated (Charges)	F	Physical force	48	Bronx	Forfeit vacation 9 day(s)
Substantiated (Charges)	A	Strip-searched	48	Bronx	Forfeit vacation 17 day(s)
Substantiated (Charges)	A	Strip-searched	48	Bronx	Forfeit vacation 12 day(s)
Substantiated (Charges)	A	Premises entered and/or searched	48	Bronx	Forfeit vacation 17 day(s)
Substantiated (Charges)	A	Other	48	Bronx	Forfeit vacation 9 day(s)
Substantiated (Charges)	A	Other	48	Bronx	Forfeit vacation 17 day(s)
Substantiated (Charges)	A	Frisk	48	Bronx	Forfeit vacation 17 day(s)
Substantiated (Charges)	A	Search (of person)	48	Bronx	Forfeit vacation 17 day(s)
Substantiated (Charges)	A	Search (of person)	48	Bronx	Forfeit vacation 9 day(s)
Substantiated (Charges)	A	Stop	48	Bronx	Forfeit vacation 17 day(s)
Substantiated (Charges)	A	Stop	48	Bronx	Forfeit vacation 3 day(s)

Appendix

Over the years, the CCRB has made many types of data publicly available. In reorganizing the Monthly Report, we do not intend to remove any valuable information from the public domain. However, the Agency believes that some information is essential to place in the main body of the Monthly Report, while more granular charts and figures are better suited to the Appendix. We welcome you to contact the CCRB at www.nyc.gov or 212-912-7235 if you are having difficulty finding information on CCRB data that was formerly available.

Figure 51: CCRB Open Docket - Age of CCRB Cases Based On Incident Date

	September 2018		August 2018			
	Count	% of Total	Count	% of Total	Change	% Change
Cases 0-4 Months	1269	69.6%	1245	71.7%	24	1.9%
Cases 5-7 Months	287	15.8%	290	16.7%	-3	-1.0%
Cases 8 Months	79	4.3%	39	2.2%	40	102.6%
Cases 9 Months	36	2.0%	40	2.3%	-4	-10.0%
Cases 10 Months	35	1.9%	33	1.9%	2	6.1%
Cases 11 Months	30	1.6%	20	1.2%	10	50.0%
Cases 12 Months	19	1.0%	18	1.0%	1	5.6%
Cases 13 Months	17	0.9%	14	0.8%	3	21.4%
Cases 14 Months	12	0.7%	12	0.7%	0	0.0%
Cases 15 Months	11	0.6%	5	0.3%	6	120.0%
Cases 16 Months	5	0.3%	7	0.4%	-2	-28.6%
Cases 17 Months	6	0.3%	0	0.0%	6	NA
Cases 18 Months	0	0.0%	0	0.0%	0	NA
Cases Over 18 Months	16	0.9%	13	0.7%	3	23.1%
NA	0	0.0%	0	0.0%	0	NA
Total	1822	100.0%	1736	100.0%	86	5.0%

Figure 52: CCRB Open Docket - Age of CCRB Cases Based On CCRB Received Date

	September 2018		August 2018			
	Count	% of Total	Count	% of Total	Change	% Change
Cases 0-4 Months	1394	76.5%	1366	78.7%	28	2.0%
Cases 5-7 Months	269	14.8%	244	14.1%	25	10.2%
Cases 8 Months	46	2.5%	27	1.6%	19	70.4%
Cases 9 Months	24	1.3%	28	1.6%	-4	-14.3%
Cases 10 Months	24	1.3%	29	1.7%	-5	-17.2%
Cases 11 Months	26	1.4%	15	0.9%	11	73.3%
Cases 12 Months	14	0.8%	9	0.5%	5	55.6%
Cases 13 Months	8	0.4%	6	0.3%	2	33.3%
Cases 14 Months	6	0.3%	5	0.3%	1	20.0%
Cases 15 Months	4	0.2%	0	0.0%	4	NA
Cases 16 Months	0	0.0%	2	0.1%	-2	NA
Cases 17 Months	2	0.1%	0	0.0%	2	NA
Cases 18 Months	0	0.0%	0	0.0%	0	NA
Cases Over 18 Months	5	0.3%	5	0.3%	0	0.0%
NA	0	0.0%	0	0.0%	0	NA
Total	1822	100.0%	1736	100.0%	86	5.0%

Figure 53: CCRB Investigations Docket - Age of CCRB Cases Based On Incident Date

	September 2018		August 2018			
	Count	% of Total	Count	% of Total	Change	% Change
Cases 0-4 Months	824	78.6%	788	77.5%	36	4.6%
Cases 5-7 Months	123	11.7%	132	13.0%	-9	-6.8%
Cases 8 Months	26	2.5%	19	1.9%	7	36.8%
Cases 9 Months	13	1.2%	14	1.4%	-1	-7.1%
Cases 10 Months	12	1.1%	19	1.9%	-7	-36.8%
Cases 11 Months	15	1.4%	8	0.8%	7	87.5%
Cases 12 Months	7	0.7%	12	1.2%	-5	-41.7%
Cases 13 Months	11	1.0%	5	0.5%	6	120.0%
Cases 14 Months	2	0.2%	5	0.5%	-3	-60.0%
Cases 15 Months	3	0.3%	4	0.4%	-1	-25.0%
Cases 16 Months	3	0.3%	4	0.4%	-1	-25.0%
Cases 17 Months	0	0.0%	0	0.0%	0	NA
Cases 18 Months	0	0.0%	0	0.0%	0	NA
Cases Over 18 Months	10	1.0%	7	0.7%	3	42.9%
NA	0	0.0%	0	0.0%	0	NA
Total	1049	100.0%	1017	100.0%	32	3.1%

Figure 54: CCRB DA Hold Docket - Age of CCRB Cases Based On Incident Date

	September 2018	
	Count	% of Total
Cases 0-4 Months	1	9.1%
Cases 5-7 Months	1	9.1%
Cases 8 Months	2	18.2%
Cases 9 Months	0	0.0%
Cases 10 Months	0	0.0%
Cases 11 Months	1	9.1%
Cases 12 Months	1	9.1%
Cases 13 Months	0	0.0%
Cases 14 Months	1	9.1%
Cases 15 Months	0	0.0%
Cases 16 Months	0	0.0%
Cases 17 Months	0	0.0%
Cases 18 Months	0	0.0%
Cases Over 18 Months	4	36.4%
NA	0	0.0%
Total	11	100.0%

Figure 55: Disposition of Force Allegations (YTD 2018)

Force Allegation	Substantiated		Exonerated		Unsubstantiated		Unfounded		Officer Unidentified		Miscellaneous	
	Count	%	Count	%	Count	%	Count	%	Count	%	Count	%
Gun Pointed	8	11.6%	28	40.6%	14	20.3%	11	15.9%	8	11.6%	0	0%
Gun fired	0	0%	4	100%	0	0%	0	0%	0	0%	0	0%
Nightstick as club (incl asp & baton)	2	11.1%	9	50%	3	16.7%	2	11.1%	2	11.1%	0	0%
Gun as club	0	0%	0	0%	3	75%	0	0%	1	25%	0	0%
Radio as club	0	0%	0	0%	0	0%	2	100%	0	0%	0	0%
Flashlight as club	1	100%	0	0%	0	0%	0	0%	0	0%	0	0%
Police shield	0	0%	1	25%	2	50%	0	0%	1	25%	0	0%
Vehicle	0	0%	0	0%	4	66.7%	2	33.3%	0	0%	0	0%
Other blunt instrument as a club	0	0%	1	14.3%	4	57.1%	1	14.3%	1	14.3%	0	0%
Hit against inanimate object	0	0%	3	13.6%	9	40.9%	9	40.9%	1	4.5%	0	0%
Chokehold	5	11.6%	0	0%	24	55.8%	8	18.6%	6	14%	0	0%
Pepper spray	8	61.5%	5	38.5%	0	0%	0	0%	0	0%	0	0%
Physical force	30	4.7%	248	38.8%	197	30.8%	75	11.7%	90	14.1%	0	0%
Handcuffs too tight	0	0%	0	0%	3	60%	2	40%	0	0%	0	0%
Nonlethal restraining device	3	18.8%	10	62.5%	2	12.5%	1	6.2%	0	0%	0	0%
Animal	0	0.0%	0	0.0%	0	0.0%	0	0.0%	0	0.0%	0	0.0%
Other	3	8.6%	7	20%	17	48.6%	6	17.1%	2	5.7%	0	0%
Restricted Breathing	0	0%	0	0%	14	51.9%	6	22.2%	7	25.9%	0	0%
Total	60	6.6%	316	34.5%	296	32.3%	125	13.6%	119	13%	0	0%

Figure 56: Disposition of Abuse of Authority Allegations (YTD 2018)

Abuse of Authority Allegation	Substantiated		Exonerated		Unsubstantiated		Unfounded		Officer Unidentified		Miscellaneous	
	Count	%	Count	%	Count	%	Count	%	Count	%	Count	%
Gun Drawn	0	0%	13	72.2%	2	11.1%	3	16.7%	0	0%	0	0%
Entry of Premises	17	12.8%	73	54.9%	36	27.1%	1	0.8%	6	4.5%	0	0%
Strip-searched	5	19.2%	9	34.6%	7	26.9%	3	11.5%	2	7.7%	0	0%
Vehicle stop	4	3.4%	60	50.4%	42	35.3%	0	0%	13	10.9%	0	0%
Vehicle search	16	13.6%	54	45.8%	36	30.5%	0	0%	12	10.2%	0	0%
Premises entered and/or searched	20	8.2%	164	67.2%	45	18.4%	5	2%	10	4.1%	0	0%
Threat of summons	2	28.6%	3	42.9%	1	14.3%	1	14.3%	0	0%	0	0%
Threat of arrest	11	4.7%	97	41.1%	85	36%	18	7.6%	25	10.6%	0	0%
Threat to notify ACS	2	16.7%	3	25%	7	58.3%	0	0%	0	0%	0	0%
Threat of force (verbal or physical)	11	8.3%	16	12.1%	64	48.5%	21	15.9%	20	15.2%	0	0%
Threat to damage/seize property	3	7.3%	11	26.8%	17	41.5%	2	4.9%	8	19.5%	0	0%
Property damaged	1	1.9%	10	19.2%	19	36.5%	4	7.7%	18	34.6%	0	0%
Refusal to process civilian complaint	13	41.9%	0	0%	10	32.3%	3	9.7%	5	16.1%	0	0%
Refusal to provide name/shield number	21	9.3%	4	1.8%	161	70.9%	27	11.9%	14	6.2%	0	0%
Retaliatory arrest	6	85.7%	0	0%	1	14.3%	0	0%	0	0%	0	0%
Retaliatory summons	4	80%	0	0%	0	0%	1	20%	0	0%	0	0%
Refusal to obtain medical treatment	4	6.3%	2	3.2%	43	68.3%	11	17.5%	3	4.8%	0	0%
Improper dissemination of medical info	0	0%	0	0%	0	0%	0	0%	1	100%	0	0%
Other	29	36.7%	32	40.5%	13	16.5%	0	0%	5	6.3%	0	0%
Seizure of property	2	8.3%	16	66.7%	5	20.8%	0	0%	1	4.2%	0	0%
Refusal to show search warrant	0	0%	0	0%	25	78.1%	4	12.5%	3	9.4%	0	0%
Frisk	47	27.6%	39	22.9%	51	30%	6	3.5%	27	15.9%	0	0%
Search (of person)	21	13.3%	28	17.7%	79	50%	4	2.5%	26	16.5%	0	0%
Stop	29	13.1%	97	43.9%	64	29%	6	2.7%	25	11.3%	0	0%
Question	5	11.1%	8	17.8%	21	46.7%	3	6.7%	8	17.8%	0	0%
Refusal to show arrest warrant	0	0%	0	0%	3	60%	0	0%	2	40%	0	0%
Interference with recording	12	26.7%	6	13.3%	15	33.3%	6	13.3%	6	13.3%	0	0%
Search of recording device	0	0%	1	11.1%	7	77.8%	1	11.1%	0	0%	0	0%
Electronic device information deletion	0	0%	0	0%	1	50%	0	0%	1	50%	0	0%

Forcible Removal to Hospital	3	3.2%	83	88.3%	7	7.4%	1	1.1%	0	0%	0	0%
Threat re: removal to hospital	2	25%	3	37.5%	2	25%	1	12.5%	0	0%	0	0%
Threat re: immigration status	0	0.0%	0	0.0%	0	0.0%	0	0.0%	0	0.0%	0	0.0%
Disseminated immigration status	0	0.0%	0	0.0%	0	0.0%	0	0.0%	0	0.0%	0	0.0%
Questioned immigration status	0	0%	0	0%	2	100%	0	0%	0	0%	0	0%
Search of Premises	9	12.5%	45	62.5%	13	18.1%	0	0%	5	6.9%	0	0%
Sex Miscon (Sexual Harassment, Verbal)	1	14.3%	0	0%	2	28.6%	3	42.9%	1	14.3%	0	0%
Sex Miscon (Sexual Harassment, Gesture)	0	0%	0	0%	0	0%	0	0%	1	100%	0	0%
Sexual Misconduct (Sexual Humiliation)	1	100%	0	0%	0	0%	0	0%	0	0%	0	0%
Sex Miscon (Sexual/Romantic Proposition)	0	0%	0	0%	1	100%	0	0%	0	0%	0	0%
Sex Miscon (Sexually Motivated Arrest)	0	0.0%	0	0.0%	0	0.0%	0	0.0%	0	0.0%	0	0.0%
Sex Miscon (Sexually Motivated Stop)	0	0.0%	0	0.0%	0	0.0%	0	0.0%	0	0.0%	0	0.0%
Sex Miscon (Sexually Motivated Frisk)	0	0.0%	0	0.0%	0	0.0%	0	0.0%	0	0.0%	0	0.0%
Sex Miscon (Sexually Motivated Search)	0	0.0%	0	0.0%	0	0.0%	0	0.0%	0	0.0%	0	0.0%
Sex Miscon (Sexually Motiv Strip-Search)	0	0.0%	0	0.0%	0	0.0%	0	0.0%	0	0.0%	0	0.0%
Sex Miscon (Sexually Motiv Vehicle Stop)	0	0.0%	0	0.0%	0	0.0%	0	0.0%	0	0.0%	0	0.0%
Sex Miscon (Sexually Motiv Photo/Video)	0	0.0%	0	0.0%	0	0.0%	0	0.0%	0	0.0%	0	0.0%
Sex Miscon (Sexually Motivated Summons)	0	0.0%	0	0.0%	0	0.0%	0	0.0%	0	0.0%	0	0.0%
Photography/Videography	1	33.3%	0	0%	1	33.3%	1	33.3%	0	0%	0	0%
Body Cavity Searches	0	0%	0	0%	1	100%	0	0%	0	0%	0	0%
Total	302	12.3%	877	35.8%	889	36.3%	136	5.5%	248	10.1%	0	0%

Figure 57: Disposition of Discourtesy Allegations (YTD 2018)

Discourtesy Allegation	Substantiated		Exonerated		Unsubstantiated		Unfounded		Officer Unidentified		Miscellaneous	
	Count	%	Count	%	Count	%	Count	%	Count	%	Count	%
Word	47	10.3%	14	3.1%	276	60.5%	49	10.7%	70	15.4%	0	0%
Gesture	0	0%	0	0%	4	80%	1	20%	0	0%	0	0%
Demeanor/tone	0	0.0%	0	0.0%	0	0.0%	0	0.0%	0	0.0%	0	0.0%
Action	4	6.3%	4	6.3%	36	57.1%	7	11.1%	12	19%	0	0%
Other	0	0%	0	0%	0	0%	1	100%	0	0%	0	0%
Total	51	9.7%	18	3.4%	316	60.2%	58	11%	82	15.6%	0	0%

Figure 58: Disposition of Offensive Language Allegations (YTD 2018)

Offensive Language Allegation	Substantiated		Exonerated		Unsubstantiated		Unfounded		Officer Unidentified		Miscellaneous	
	Count	%	Count	%	Count	%	Count	%	Count	%	Count	%
Race	0	0%	0	0%	24	66.7%	10	27.8%	2	5.6%	0	0%
Ethnicity	0	0%	0	0%	2	11.8%	8	47.1%	7	41.2%	0	0%
Religion	0	0%	0	0%	0	0%	1	100%	0	0%	0	0%
Sexual orientation	0	0%	0	0%	4	80%	0	0%	1	20%	0	0%
Physical disability	1	33.3%	0	0%	1	33.3%	0	0%	1	33.3%	0	0%
Other	2	13.3%	0	0%	7	46.7%	5	33.3%	1	6.7%	0	0%
Gender Identity	0	0.0%	0	0.0%	0	0.0%	0	0.0%	0	0.0%	0	0.0%
Gender	0	0.0%	0	0.0%	0	0.0%	0	0.0%	0	0.0%	0	0.0%
Total	3	3.9%	0	0%	38	49.4%	24	31.2%	12	15.6%	0	0%

Figure 59: Administrative Prosecutions Unit Open Docket (September 2018)

Case Stage	Cases	Percent
Case Off Calendar - Subsequent Appearance Pending	0	0%
Charges served, Conference Date Requested	0	0%
Trial commenced	0	0%
Awaiting filing of charges	7	8%
Charges filed, awaiting service	39	46%
Charges served, CORD/SoEH/DCS pending	22	26%
Calendared for court appearance	9	11%
Trial scheduled	4	5%
Plea agreed - paperwork pending	3	4%
Total	84	100%

CORD is the CO's Report on MOS facing discipline.
SoEH is the Summary of Employment History.
DCS is the Disciplinary Cover Sheet.

Figure 60: Administrative Prosecutions Unit Cases Awaiting Final Disposition (September 2018)

Case Stage	Cases	Percent
Disposition modified, awaiting final disp.	1	5%
Plea filed - awaiting approval by PC	15	71%
Verdict rendered - awaiting approval by PC	4	19%
Verdict rendered - Fogel response due	1	5%
Trial completed, awaiting verdict	0	0%
Total	21	100%

A Fogel response is a letter to the Trial Commissioner with comments from the CCRB on the Trial Commissioner's report and recommendation.

Figure 61: Officers With CCRB Complaints Closed in 2018 by Command

Patrol Services Bureau	Substantiated MOS Sep 2018	Substantiated MOS YTD 2018	Total MOS Sep 2018	Total MOS YTD 2018
Patrol Borough Manhattan South Total	2	8	28	199
Patrol Borough Manhattan North Total	0	42	32	324
Patrol Borough Bronx Total	0	38	44	573
Patrol Borough Brooklyn South Total	0	28	38	416
Patrol Borough Brooklyn North Total	3	32	49	401
Patrol Borough Queens South Total	0	12	26	304
Patrol Borough Queens North Total	0	7	32	155
Patrol Borough Staten Island Total	0	18	6	145
Special Operations Division Total	0	0	4	32
Other Patrol Services Bureau Commands Total	0	1	0	4
Total	5	186	259	2553
Other Bureaus				
Traffic Control Division Total	0	3	7	48
Transit Bureau Total	0	6	10	119
Housing Bureau Total	1	23	26	275
Organized Crime Control Bureau Total	1	7	8	112
Detective Bureau Total	0	5	10	106
Other Bureaus Total	0	10	10	92
Total	2	54	71	752
Other Commands				
Deputy Commissioners and Miscellaneous Commands Total	0	1	2	33
Undetermined	0	2	0	27
Total	7	243	332	3365

Table shows MOS command as recorded at the time of complaint.

Figure 62A: Officers With CCRB Complaints Closed in 2018 by Command - Patrol Borough Manhattan South

Manhattan South	Substantiated MOS Sep 2018	Substantiated MOS YTD 2018	Total MOS Sep 2018	Total MOS YTD 2018
001 Precinct	0	1	3	17
005 Precinct	0	1	0	19
006 Precinct	2	3	6	27
007 Precinct	0	0	2	16
009 Precinct	0	1	7	24
010 Precinct	0	1	0	11
013 Precinct	0	0	2	9
Midtown South Precinct	0	0	5	18
017 Precinct	0	0	0	7
Midtown North Precinct	0	1	2	35
Precincts Total	2	8	27	183
Patrol Borough Manhattan South Task Force	0	0	1	10
Patrol Borough Manhattan South HQ	0	0	0	6
Patrol Borough Manhattan South Anti-Crime Unit	0	0	0	0
Patrol Borough Manhattan South Total	2	8	28	199

Table shows MOS command as recorded at the time of complaint.

Figure 62B: Officers With CCRB Complaints Closed in 2018 by Command - Patrol Borough Manhattan North

Manhattan North	Substantiated MOS Sep 2018	Substantiated MOS YTD 2018	Total MOS Sep 2018	Total MOS YTD 2018
019 Precinct	0	3	2	26
020 Precinct	0	0	2	20
023 Precinct	0	3	4	30
024 Precinct	0	0	6	17
025 Precinct	0	3	4	33
026 Precinct	0	1	0	9
Central Park Precinct	0	1	0	4
028 Precinct	0	7	3	32
030 Precinct	0	3	1	21
032 Precinct	0	3	2	27
033 Precinct	0	1	3	41
034 Precinct	0	16	5	57
Precincts Total	0	41	32	317
Patrol Borough Manhattan North Task Force	0	0	0	0
Patrol Borough Manhattan North HQ	0	1	0	2
Patrol Borough Manhattan North Anti-Crime Unit	0	0	0	5
Manhattan North Impact Response Team	0	0	0	0
Patrol Borough Manhattan North Total	0	42	32	324

Table shows MOS command as recorded at the time of complaint.

Figure 62C: Officers With CCRB Complaints Closed in 2018 by Command - Patrol Borough Bronx

Bronx	Substantiated MOS Sep 2018	Substantiated MOS YTD 2018	Total MOS Sep 2018	Total MOS YTD 2018
040 Precinct	0	7	1	44
041 Precinct	0	4	5	45
042 Precinct	0	0	2	30
043 Precinct	0	1	6	26
044 Precinct	0	3	1	86
045 Precinct	0	4	2	25
046 Precinct	0	2	8	54
047 Precinct	0	5	3	59
048 Precinct	0	6	7	64
049 Precinct	0	1	4	30
050 Precinct	0	1	2	27
052 Precinct	0	4	2	79
Precincts Total	0	38	43	569
Patrol Borough Bronx Task Force	0	0	0	1
Patrol Borough Bronx HQ	0	0	0	1
Patrol Borough Bronx Anti-Crime Unit	0	0	1	2
Bronx Impact Response Team	0	0	0	0
Patrol Borough Bronx Total	0	38	44	573

Table shows MOS command as recorded at the time of complaint.

Figure 62D: Officers With CCRB Complaints Closed in 2018 by Command - Patrol Borough Brooklyn South

Brooklyn South	Substantiated MOS Sep 2018	Substantiated MOS YTD 2018	Total MOS Sep 2018	Total MOS YTD 2018
060 Precinct	0	1	1	30
061 Precinct	0	0	2	26
062 Precinct	0	1	4	20
063 Precinct	0	5	1	28
066 Precinct	0	0	1	14
067 Precinct	0	3	4	74
068 Precinct	0	4	0	17
069 Precinct	0	7	2	58
070 Precinct	0	0	9	39
071 Precinct	0	2	2	39
072 Precinct	0	1	8	30
076 Precinct	0	0	2	18
078 Precinct	0	0	1	12
Precincts Total	0	24	37	405
Patrol Borough Brooklyn South Task Force	0	4	1	7
Patrol Borough Brooklyn South HQ	0	0	0	0
Patrol Borough Brooklyn South Anti-Crime Unit	0	0	0	4
Brooklyn South Impact Response Team	0	0	0	0
Patrol Borough Brooklyn South Total	0	28	38	416

Table shows MOS command as recorded at the time of complaint.

Figure 62E: Officers With CCRB Complaints Closed in 2018 by Command - Patrol Borough Brooklyn North

Brooklyn North	Substantiated MOS Sep 2018	Substantiated MOS YTD 2018	Total MOS Sep 2018	Total MOS YTD 2018
073 Precinct	0	3	9	48
075 Precinct	0	3	7	81
077 Precinct	0	5	8	61
079 Precinct	2	5	14	61
081 Precinct	1	6	5	47
083 Precinct	0	3	2	24
084 Precinct	0	2	2	31
088 Precinct	0	2	0	14
090 Precinct	0	0	1	12
094 Precinct	0	1	1	13
Precincts Total	3	30	49	392
Patrol Borough Brooklyn North Task Force	0	0	0	0
Patrol Borough Brooklyn North HQ	0	2	0	3
Patrol Borough Brooklyn North Anti-Crime Unit	0	0	0	6
Brooklyn North Impact Response Team	0	0	0	0
Patrol Borough Brooklyn North Total	3	32	49	401

Table shows MOS command as recorded at the time of complaint.

Figure 62F: Officers With CCRB Complaints Closed in 2018 by Command - Patrol Borough Queens South

Queens South	Substantiated MOS Sep 2018	Substantiated MOS YTD 2018	Total MOS Sep 2018	Total MOS YTD 2018
100 Precinct	0	0	7	21
101 Precinct	0	1	6	60
102 Precinct	0	3	3	27
103 Precinct	0	0	1	44
105 Precinct	0	1	2	29
106 Precinct	0	2	1	27
107 Precinct	0	1	1	27
113 Precinct	0	4	5	64
Precincts Total	0	12	26	299
Patrol Borough Queens South Task Force	0	0	0	2
Patrol Borough Queens South HQ	0	0	0	0
Patrol Borough Queens South Anti-Crime Unit	0	0	0	3
Queens South Impact Response Team	0	0	0	0
Patrol Borough Queens South Total	0	12	26	304

Table shows MOS command as recorded at the time of complaint.

Figure 62G: Officers With CCRB Complaints Closed in 2018 by Command - Patrol Borough Queens North

Queens North	Substantiated MOS Sep 2018	Substantiated MOS YTD 2018	Total MOS Sep 2018	Total MOS YTD 2018
104 Precinct	0	0	1	13
108 Precinct	0	1	1	9
109 Precinct	0	0	4	22
110 Precinct	0	0	2	16
111 Precinct	0	0	0	11
112 Precinct	0	0	0	9
114 Precinct	0	5	16	51
115 Precinct	0	0	8	19
Precincts Total	0	6	32	150
Patrol Borough Queens North Task Force	0	0	0	0
Patrol Borough Queens North HQ	0	1	0	5
Patrol Borough Queens North Anti-Crime Unit	0	0	0	0
Patrol Borough Queens North Total	0	7	32	155

Table shows MOS command as recorded at the time of complaint.

Figure 62H: Officers With CCRB Complaints Closed in 2018 by Command - Patrol Borough Staten Island

Staten Island	Substantiated MOS Sep 2018	Substantiated MOS YTD 2018	Total MOS Sep 2018	Total MOS YTD 2018
120 Precinct	0	7	0	58
122 Precinct	0	4	4	41
123 Precinct	0	2	0	17
121 Precinct	0	0	2	15
Precincts Total	0	13	6	131
Patrol Borough Staten Island Task Force	0	0	0	1
Patrol Borough Staten Island HQ	0	5	0	10
Patrol Borough Staten Island Anti-Crime Unit	0	0	0	3
Staten Island Housing Unit	0	0	0	0
Staten Island Court Section	0	0	0	0
Staten Island Impact Response Team	0	0	0	0
Patrol Borough Staten Island Total	0	18	6	145

Table shows MOS command as recorded at the time of complaint.

Figure 62I: Officers With CCRB Complaints Closed in 2018 by Command - Special Operations Division

Special Operations	Substantiated MOS Sep 2018	Substantiated MOS YTD 2018	Total MOS Sep 2018	Total MOS YTD 2018
Emergency Services Unit and Squads 1-10	0	0	4	20
Harbor Unit	0	0	0	4
Aviation Unit	0	0	0	0
Canine Team	0	0	0	1
Mounted Unit	0	0	0	1
2 SOD Strategic Response Group	0	0	0	6
Special Operations Division Headquarters	0	0	0	0
Special Operations Division Total	0	0	4	32

Table shows MOS command as recorded at the time of complaint.

Figure 62J: Officers With CCRB Complaints Closed in 2018 by Command - Other Patrol Services Bureau Commands

Other Patrol Services Bureau Commands	Substantiated MOS Sep 2018	Substantiated MOS YTD 2018	Total MOS Sep 2018	Total MOS YTD 2018
Chiefs Office	0	1	0	4
Special Operations Division Taxi Unit	0	0	0	0
Other Patrol Services Bureau Commands Total	0	1	0	4

Table shows MOS command as recorded at the time of complaint.

Figure 62K: Officers With CCRB Complaints Closed in 2018 by Command - Traffic Control Division

Traffic Control Division	Substantiated MOS Sep 2018	Substantiated MOS YTD 2018	Total MOS Sep 2018	Total MOS YTD 2018
Traffic Control Division - Headquarters Command	0	0	0	0
Manhattan Traffic Task Force	0	1	2	7
Brooklyn Traffic Task Force	0	0	0	0
Bronx Traffic Task Force	0	0	0	0
Queens Traffic Task Force	0	0	0	0
Surface Transportation Enforcement Division (STED)	0	0	0	1
Bus Unit	0	0	0	3
Traffic Control Parking Enforcement District	0	0	0	0
Traffic Control Tow Units	0	0	0	0
Traffic Control Summons Enforcement	0	0	0	0
Traffic Command Intersection Control	0	0	0	0
Traffic Control Intelligence Unit	0	0	0	0
Highway District	0	1	1	4
Highway Unit #1	0	0	1	11
Highway Unit #2	0	0	1	8
Highway Unit #3	0	1	2	9
Highway Unit #4	0	0	0	0
Highway Unit #5	0	0	0	5
Highway Safety Enforcement Unit	0	0	0	0
Movie and TV Unit	0	0	0	0
Traffic Control Division Total	0	3	7	48

Table shows MOS command as recorded at the time of complaint.

Figure 62L: Officers With CCRB Complaints Closed in 2018 by Command - Transit Bureau

Transit Bureau	Substantiated MOS Sep 2018	Substantiated MOS YTD 2018	Total MOS Sep 2018	Total MOS YTD 2018
Transit Bureau Headquarters	0	0	0	0
Transit Bureau Authority Liaison	0	0	0	0
Transit Bureau Inspections	0	0	0	0
Transit Bureau Spec. Invest. Unit	0	0	0	0
Transit Bureau Crime Analysis	0	0	0	0
Transit Bureau Patrol Operations	0	0	0	0
Transit Bureau Manhattan	0	0	0	0
Transit Bureau Bronx	0	0	0	0
Transit Bureau Queens	0	0	0	0
Transit Bureau Brooklyn	0	0	0	0
TB DT01	0	0	0	4
TB DT02	0	2	0	19
TB DT03	0	0	3	21
TB DT04	0	0	0	12
TB DT11	0	0	0	5
TB DT12	0	0	1	6
TB DT20	0	0	0	4
TB DT23	0	0	1	3
TB DT30	0	0	0	5
TB DT32	0	0	2	6
TB DT33	0	0	2	8
TB DT34	0	0	1	4
Transit Bureau Manhattan Task Force	0	2	0	10
Transit Bureau Bronx Task Force	0	0	0	0
Transit Bureau Queens Task Force	0	0	0	0
Transit Bureau Brooklyn Task Force	0	1	0	3
Transit Bureau Homeless Outreach Unit	0	0	0	0
Transit Division Canine Unit	0	0	0	2
Transit Bureau Vandal Unit	0	0	0	0
Transit Bureau Special Operations Unit	0	0	0	4
TB Anti-Terrorism	0	1	0	3
Transportation Bureau and Transit Other Commands	0	0	0	0
Transit Bureau Total	0	6	10	119

Table shows MOS command as recorded at the time of complaint.

Figure 62M: Officers With CCRB Complaints Closed in 2018 by Command - Housing Bureau

Housing Bureau	Substantiated MOS Sep 2018	Substantiated MOS YTD 2018	Total MOS Sep 2018	Total MOS YTD 2018
Housing Bureau (Office of the Chief Command Center)	0	0	0	0
Housing Bureau Special Operations Section	0	0	0	0
PSA 1	0	1	2	16
PSA 2	0	1	5	49
PSA 3	0	1	0	21
PSA 4	0	0	7	40
PSA 5	1	2	8	26
PSA 6	0	1	0	20
PSA 7	0	12	1	53
PSA 8	0	4	1	20
PSA 9	0	0	1	22
Housing Bureau Brooklyn/Staten Island	0	0	0	0
Housing Bureau Manhattan	0	0	0	0
Housing Bureau Bronx/Queens	0	0	0	0
Housing Bureau Investigations	0	0	0	0
Housing Bureau Elevator Vandalism Unit	0	0	0	0
Housing Bureau Operations and Misc. Commands	0	0	0	0
Housing Bureau Total	1	23	26	275
Housing Borough Brooklyn Impact Response Team	0	1	1	8
Housing Borough Manhattan Impact Response Team	0	0	0	0
Housing Borough Bronx/Queens Impact Response Team	0	0	0	0
Housing Bureau Total	1	23	26	275

Table shows MOS command as recorded at the time of complaint.

Figure 62N: Officers With CCRB Complaints Closed in 2018 by Command - Organized Crime Control Bureau

Organized Crime Control Bureau	Substantiated MOS Sep 2018	Substantiated MOS YTD 2018	Total MOS Sep 2018	Total MOS YTD 2018
Queens Narcotics	0	2	0	25
Manhattan North Narcotics	0	0	0	2
Manhattan South Narcotics	0	0	3	14
Bronx Narcotics	0	3	0	19
Staten Island Narcotics	0	0	1	14
Brooklyn North Narcotics	0	0	0	21
Brooklyn South Narcotics	1	2	4	14
Narcotics Headquarters	0	0	0	0
Auto Crime Division	0	0	0	2
Vice Enforcement Division	0	0	0	0
Drug Enforcement Task Force	0	0	0	0
Organized Crime Headquarters	0	0	0	1
Organized Crime Control Bureau Total	1	7	8	112

Table shows MOS command as recorded at the time of complaint.

Figure 620: Officers With CCRB Complaints Closed in 2018 by Command - Detective Bureau

Detective Bureau	Substantiated MOS Sep 2018	Substantiated MOS YTD 2018	Total MOS Sep 2018	Total MOS YTD 2018
Detective Bureau Headquarters	0	0	0	4
Central Investigation and Resource Division	0	0	0	0
Special Investigations Division	0	0	5	8
Special Victims Division	0	2	0	9
Forensic Investigations Division	0	0	0	0
Fugitive Enforcement Division	0	0	0	0
Gang Division	0	1	1	17
Detective Borough Bronx	0	0	2	16
Detective Borough Manhattan	0	0	1	16
Detective Borough Brooklyn	0	1	0	21
Detective Borough Queens	0	1	1	14
Detective Borough Staten Island	0	0	0	1
DB Queens North Operations	0	0	0	0
DB Queens South Operations	0	0	0	0
Detective Bureau Total	0	5	10	106

Table shows MOS command as recorded at the time of complaint.

Figure 62P: Officers With CCRB Complaints Closed in 2018 by Command - Other Bureaus

Other Bureaus	Substantiated MOS Sep 2018	Substantiated MOS YTD 2018	Total MOS Sep 2018	Total MOS YTD 2018
Internal Affairs Bureau				
Internal Affairs Bureau	0	0	0	2
Criminal Justice Bureau				
Court Division	0	10	10	84
Court Bureau	0	0	0	0
Court LMSI	0	0	0	0
Court Unit	0	0	0	0
Criminal Justice Headquarters	0	0	0	1
Support Services Bureau				
Property Clerk Division	0	0	0	3
Fleet Services	0	0	0	0
Central Records Division	0	0	0	0
Personnel Bureau				
Applicant Processing Division	0	0	0	1
Health Services	0	0	0	0
Personnel Bureau Headquarters	0	0	0	1
Other Bureaus Total	0	10	10	92

Table shows MOS command as recorded at the time of complaint.

Figure 62Q: Officers With CCRB Complaints Closed in 2018 by Command - Deputy Commissioners and Miscellaneous Commands

Deputy Commissioners and Miscellaneous Commands	Substantiated MOS Sep 2018	Substantiated MOS YTD 2018	Total MOS Sep 2018	Total MOS YTD 2018
Deputy Commissioner Legal Matters - License Division	0	0	0	0
Deputy Commissioner Legal Matters - Legal Bureau	0	0	0	0
DC Training	0	0	0	0
Deputy Commissioner Training - Police Academy	0	0	0	0
Deputy Commissioner Training - Police Academy Training	0	0	0	2
Deputy Commissioner Training - In-service Training Section	0	0	0	1
Deputy Commissioner Management and Budget	0	0	0	0
Police Commissioner Office	0	0	0	0
Community Affairs Division	0	0	0	0
Chief of Community Affairs	0	0	0	0
Community Affairs Juvenile Section	0	0	0	0
School Safety Bronx/Manhattan	0	0	0	0
School Safety Queens/Brooklyn	0	0	0	4
Office of Equal Employment	0	0	0	0
Deputy Commissioner Operations	0	0	0	1
DC Operations Financial Mgmt.	0	0	0	0
Intelligence Division	0	1	1	21
Chief of Department	0	0	0	3
Department Advocate	0	0	0	0
Deputy Commissioner Public Information	0	0	0	0
Crime Prevention	0	0	0	0
First Deputy Commissioner	0	0	0	0
Office of Management, Analysis and Planning	0	0	1	1
Quality Assurance Division	0	0	0	0
Deputy Commissioner Counterterrorism	0	0	0	0
Chief of Department Evaluation Section	0	0	0	0
Deputy Commissioners and Miscellaneous Commands Total	0	1	2	33

Table shows MOS command as recorded at the time of complaint.