

**DAILY REPORT**

8/19/2021

(Data from Wednesday, August 18, 2021)

SINGLE ADULTS	
Drop-in Center Clients Served	456
Drop-in Center Overnight Census	155
Faith Bed Census	30
Outreach Contacts	256
Outreach Placements	16
Safe Haven Utilization	1061
Veterans In Short-term Housing	159
Criminal Justice Short-term Housing	103

(5 of 6 sites reporting)  
 (5 of 6 sites reporting)  
 (5 of 6 sites reporting)

FAMILY INTAKE	
Families Requesting Temporary Housing at PATH	141
Adult Families Requesting Temporary Housing at AFIC	16
Families Placed in Overnight Accommodations	0
Families w/children at PATH Overnight (pre 10PM)	0

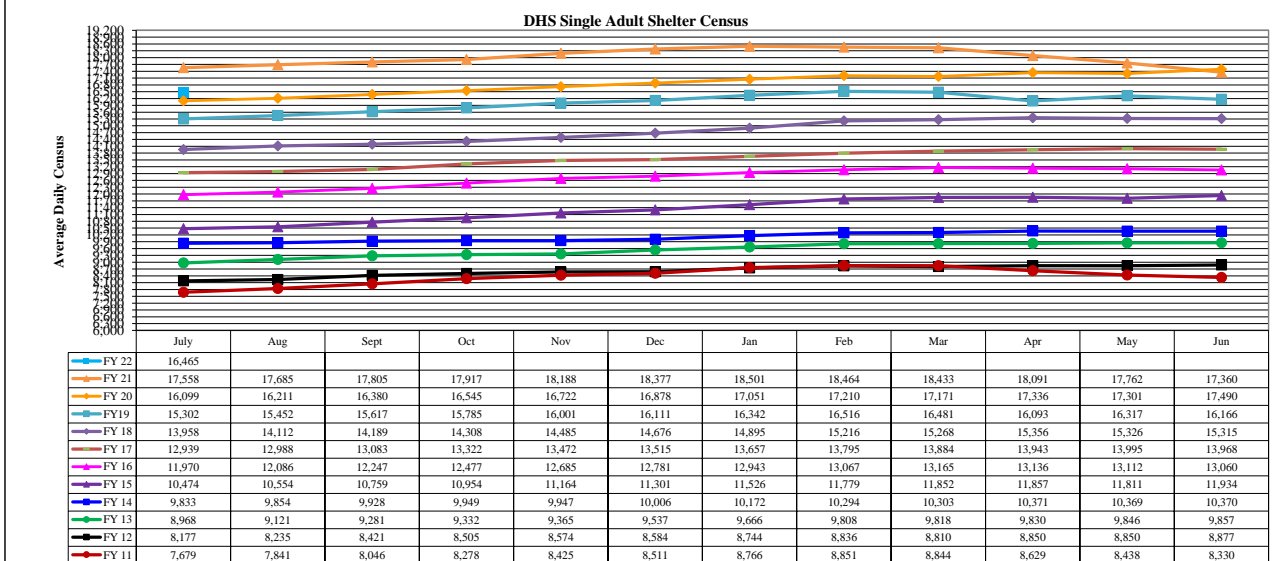
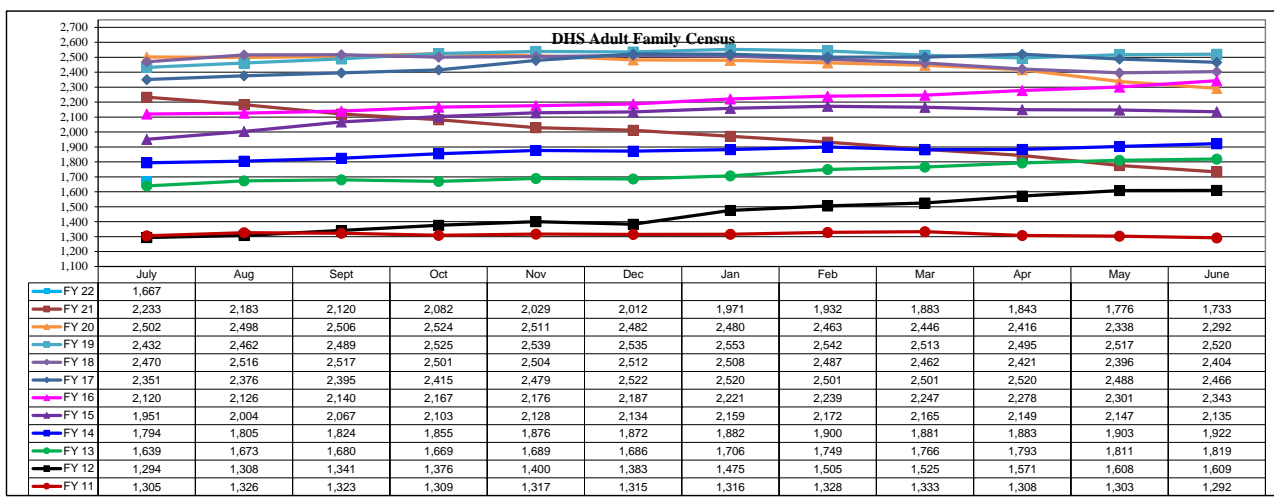
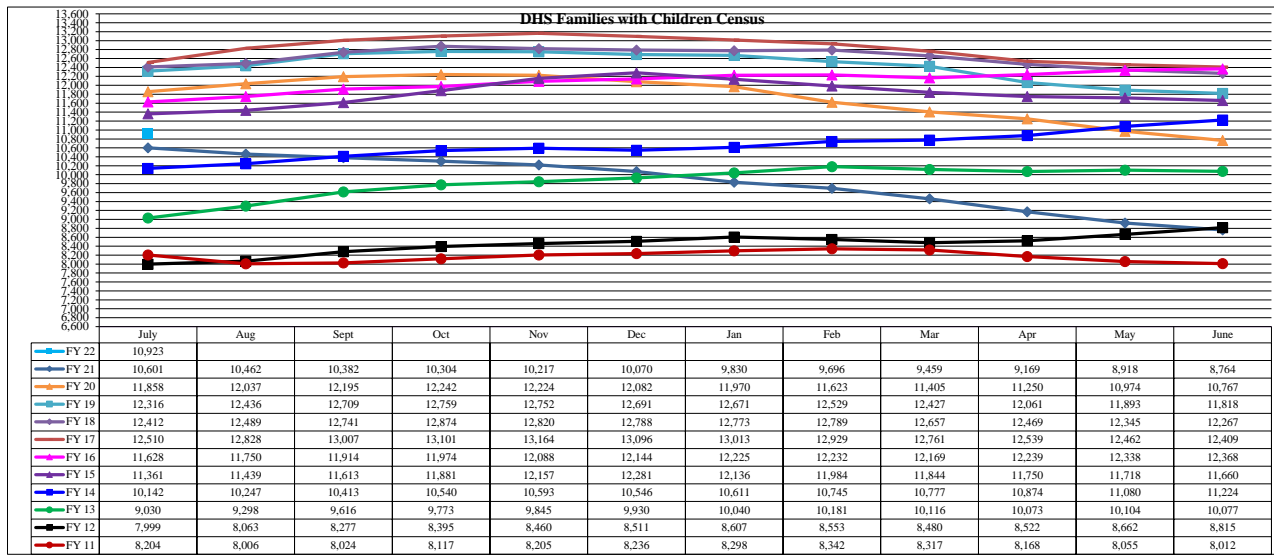
TOTAL SHELTER CENSUS	
Adults	30,551
Children	14,375
<b>Total Individuals</b>	<b>44,926</b>

SINGLE ADULTS	
Men	12,258
Women	4,047
<b>Total Single Adults</b>	<b>16,305</b>

FAMILIES WITH CHILDREN	
<b>Families</b>	8,259
Adults	10,864
Children	14,375
<b>Individuals</b>	<b>25,239</b>

ADULT FAMILIES CENSUS	
<b>Families</b>	1,609
<b>Individuals (Adults)</b>	<b>3,382</b>

x



\*Due to data conversion the average monthly census for December 2011 and January 2012 for Families with Children and Adult Families is based upon data for a partial month.