

**DAILY REPORT**

5/29/2020

(Data from Thursday, May 28, 2020)

SINGLE ADULTS	
Drop-in Center Clients Served	342
Drop-in Center Overnight Census	119
Faith Bed Census	50
Outreach Contacts	318
Outreach Placements	27
Safe Haven Utilization	1105
Veterans In Short-term Housing	232
Criminal Justice Short-term Housing	132

**Incomplete (4)**

**Incomplete (4)**

**Incomplete (4)**

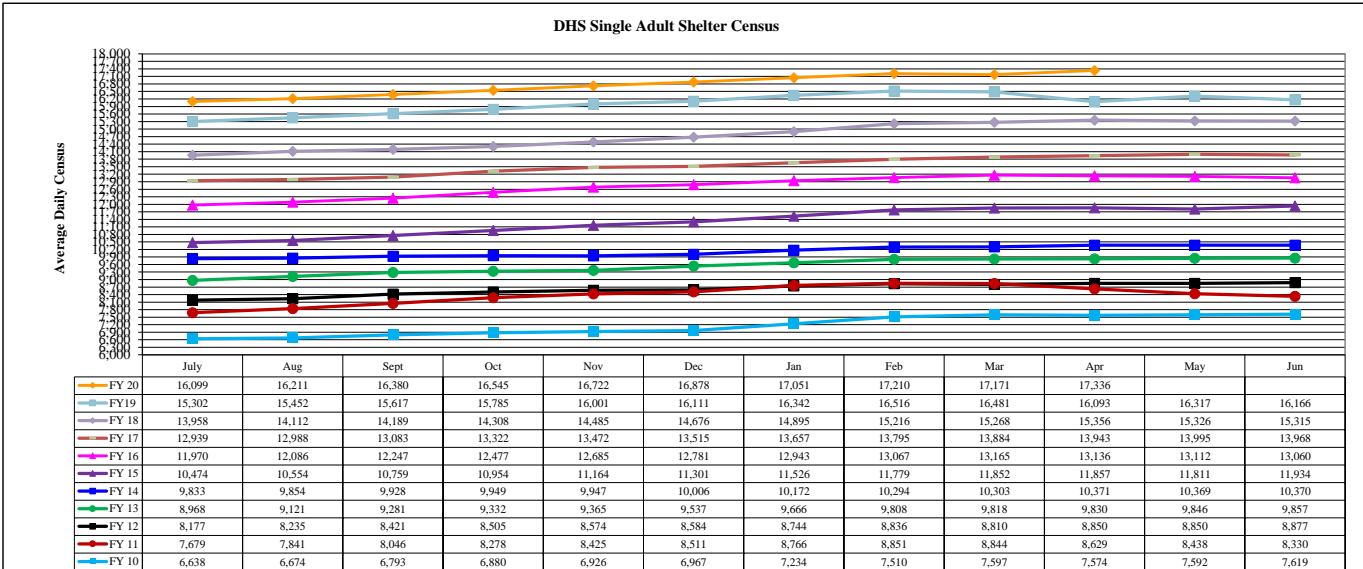
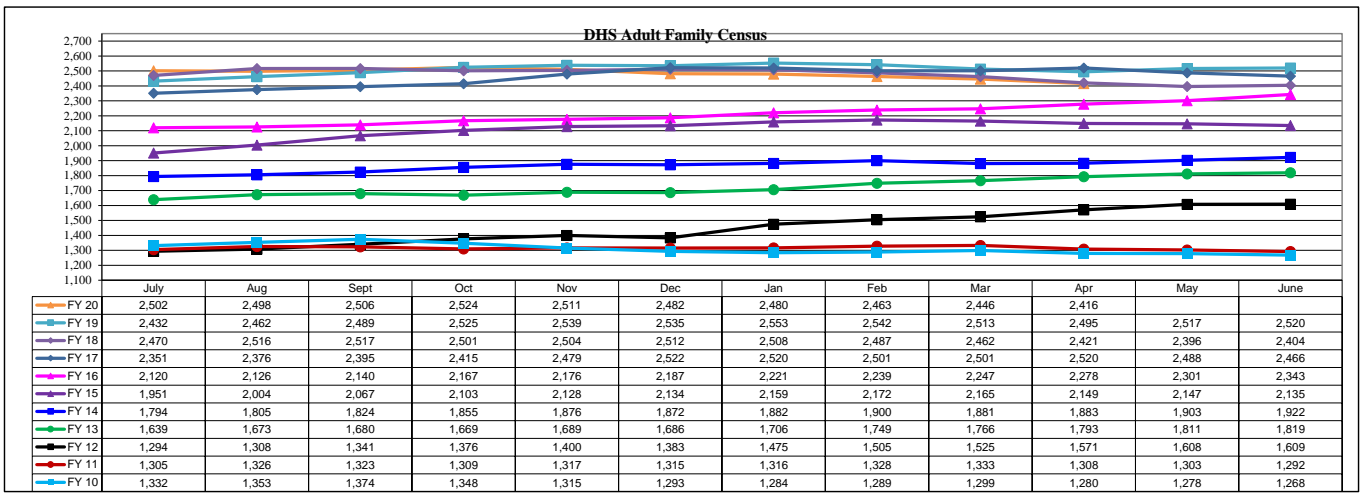
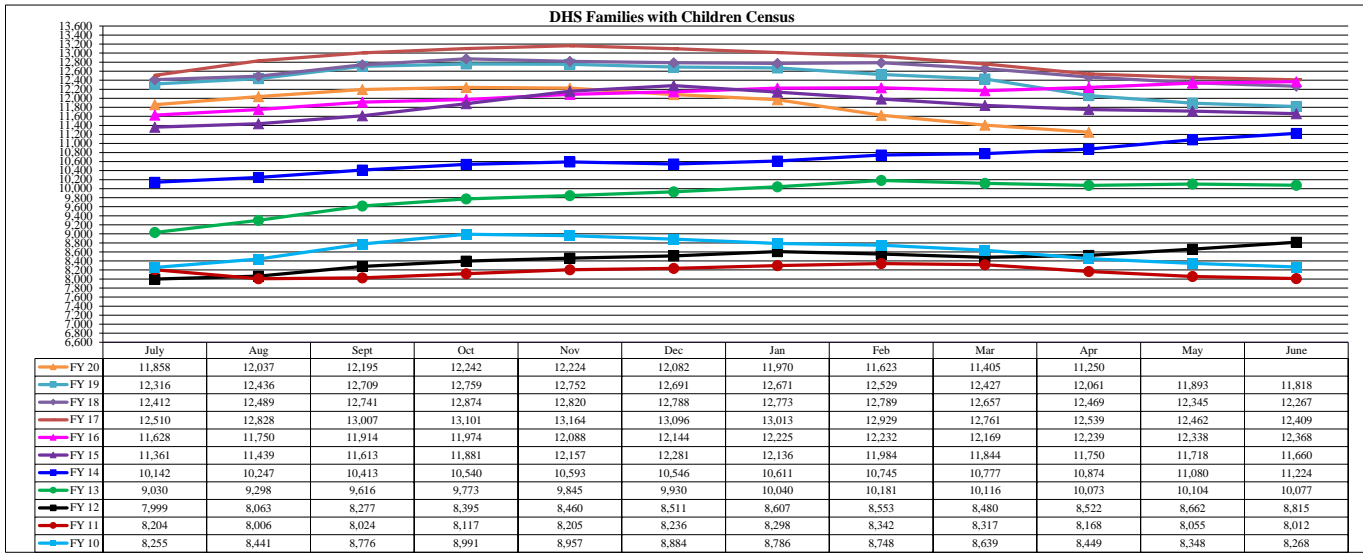
FAMILY INTAKE	
Families Requesting Temporary Housing at PATH	62
Adult Families Requesting Temporary Housing at AFIC	23
Families Placed in Overnight Accommodations	0
Families w/children at PATH Overnight (pre 10PM)	0

TOTAL SHELTER CENSUS	
Adults	36,870
Children	19,485
<b>Total Individuals</b>	<b>56,355</b>

SINGLE ADULT SHELTER CENSUS	
Men	12,860
Women	4,504
<b>Total Single Adults</b>	<b>17,364</b>

FAMILIES WITH CHILDREN CENSUS	
<b>Families</b>	10,923
Adults	14,608
Children	19,485
<b>Individuals</b>	<b>34,093</b>

ADULT FAMILIES CENSUS	
<b>Families</b>	2,319
<b>Individuals (Adults)</b>	<b>4,898</b>



\*Due to data conversion the average monthly census for December 2011 and January 2012 for Families with Children and Adult Families is based upon data for a partial month.