

DAILY REPORT

7/21/2021

(Data from Tuesday, July 20, 2021)

SINGLE ADULTS	
Drop-in Center Clients Served	366
Drop-in Center Overnight Census	136
Faith Bed Census	19
Outreach Contacts	241
Outreach Placements	14
Safe Haven Utilization	1026
Veterans In Short-term Housing	186
Criminal Justice Short-term Housing	115

FAMILY INTAKE	
Families Requesting Temporary Housing at PATH	107
Adult Families Requesting Temporary Housing at AFIC	12
Families Placed in Overnight Accommodations	0
Families w/children at PATH Overnight (pre 10PM)	0

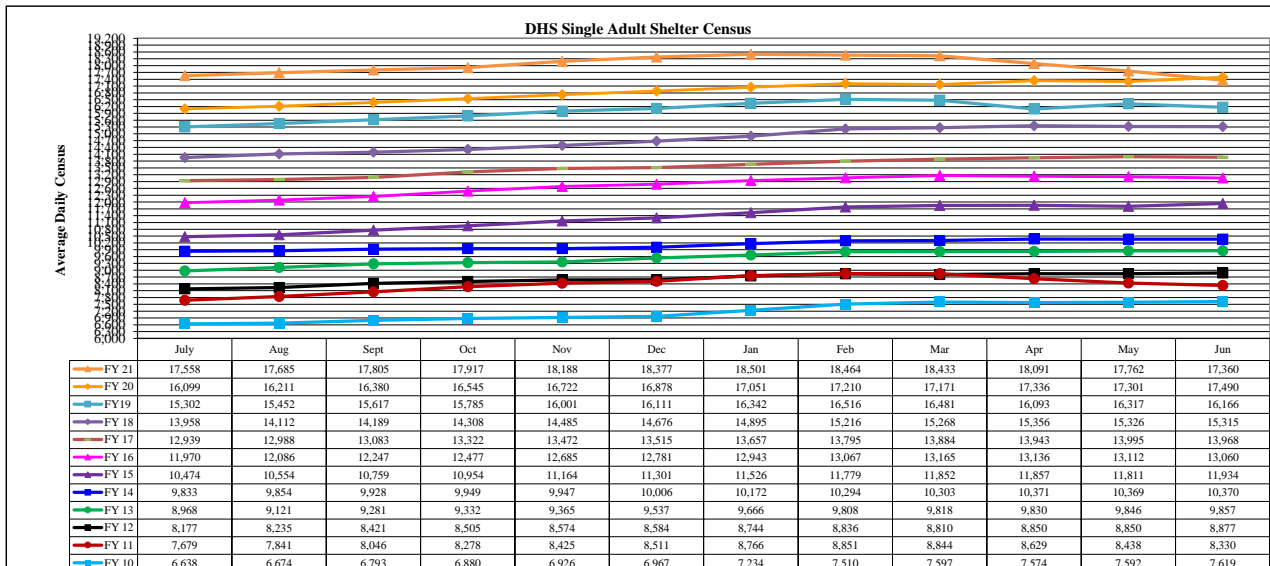
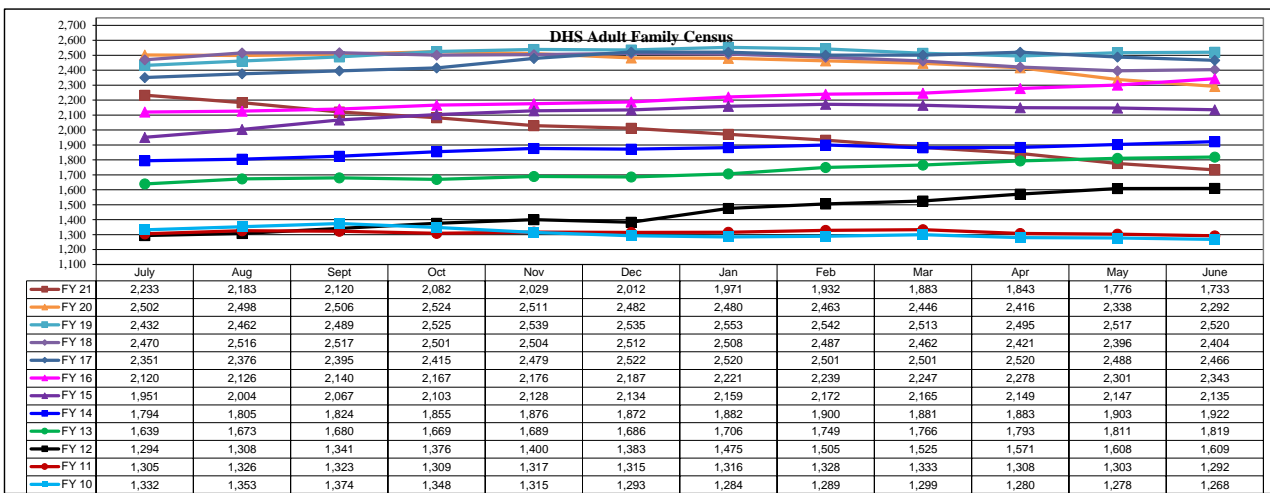
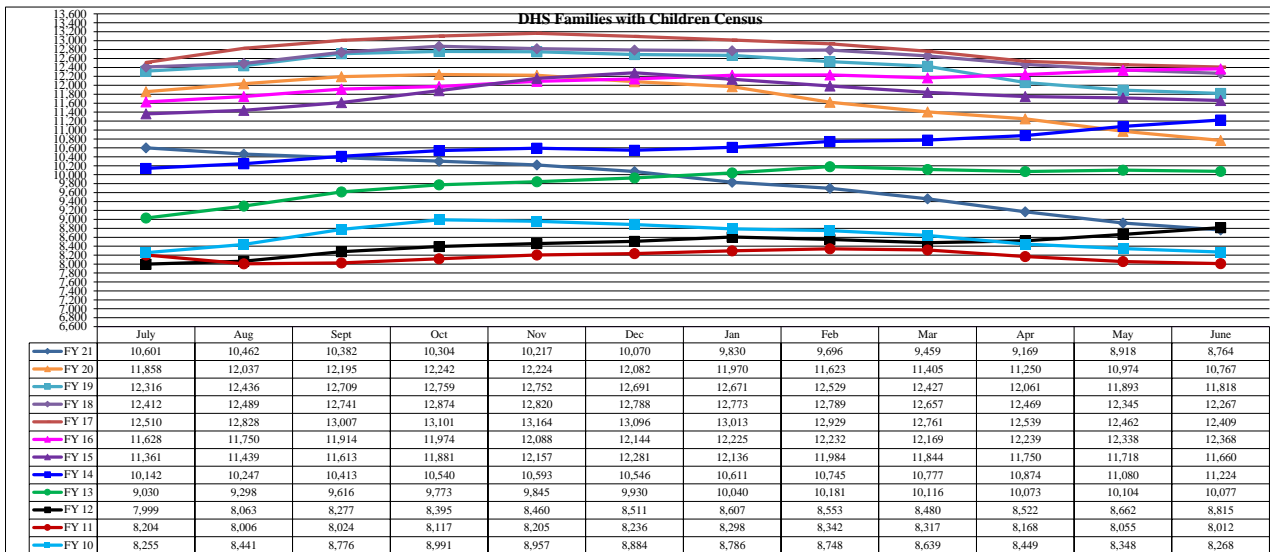
TOTAL SHELTER CENSUS	
Adults	30,880
Children	14,435
Total Individuals	45,315

SINGLE ADULTS	
Men	12,349
Women	4,111
Total Single Adults	16,460

FAMILIES WITH CHILDREN	
Families	8,262
Adults	10,890
Children	14,435
Individuals	25,325

ADULT FAMILIES CENSUS	
Families	1,677
Individuals (Adults)	3,530

x



*Due to data conversion the average monthly census for December 2011 and January 2012 for Families with Children and Adult Families is based upon data for a partial month.